

2022 Economic Census Snapshot

Selected Statistics From the 2022 Economic Census of Island Areas

AMERICAN SAMOA



Did You Know?

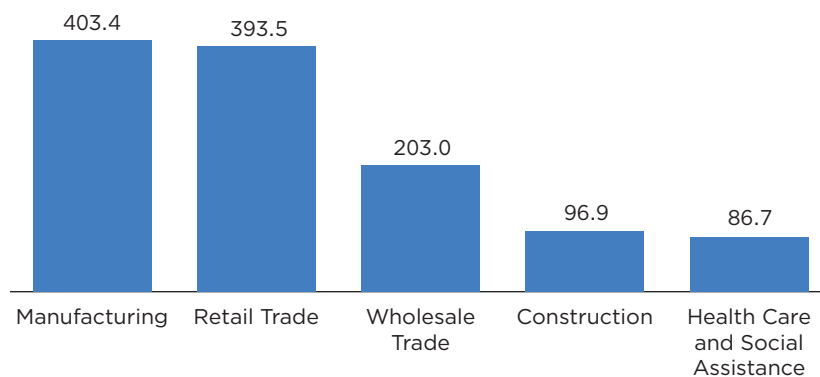
Establishments in the Manufacturing (NAICS 31-33) sector in American Samoa reported average revenue per establishment of \$10.62 million in 2022. The average revenue per establishment across All Sectors (NAICS 00) was \$2.43 million.

Establishments in Manufacturing reported revenue per employee of \$163,780 in 2022. The average revenue per employee across All Sectors (NAICS 00) was \$160,009.

Establishments in Manufacturing reported payroll per employee of \$13,584 in 2022. The average payroll per employee across All Sectors (NAICS 00) was \$18,223.

The **2022 Economic Census of Island Areas** provides comprehensive data on “sales” and other measures of employer business output for nearly every sector of the economy at the state-equivalent and local area levels by 2- through 5-digit codes from the 2022 North American Industry Classification System (NAICS).

Top 5 Sectors by Sales, Value of Shipments, or Revenue: 2022
(In millions of dollars)



Source: U.S. Census Bureau, 2022 Economic Census of Island Areas.

Detailed industry data from the 2022 Economic Census of Island Areas are available for American Samoa as a whole and for each district (county-equivalent).

Accessing the Data

To access the data released for American Samoa from the 2022 Economic Census, visit <https://data.census.gov> and use the following steps:

- Enter “IA22” in the “Search” field.
- Click on “Filters.”
- Under “Geography,” select “State.”
- Select “American Samoa.”
- Close the filter to view the 2022 Economic Census tables for American Samoa.

Number of Establishments by District: 2022



Source: U.S. Census Bureau, 2022 Economic Census of Island Areas.

2022 Economic Census Snapshot

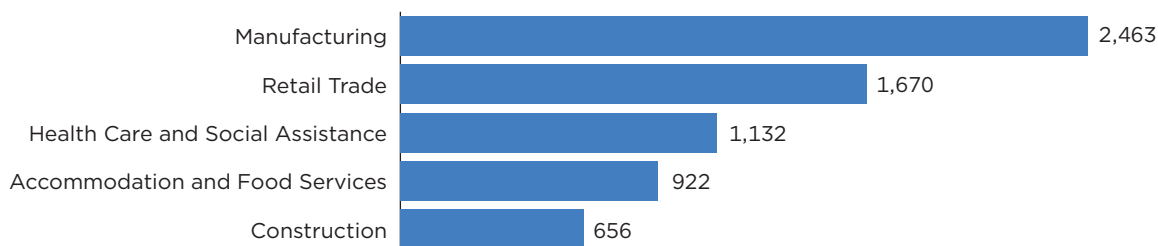
Selected Statistics From the 2022 Economic Census of Island Areas

AMERICAN SAMOA



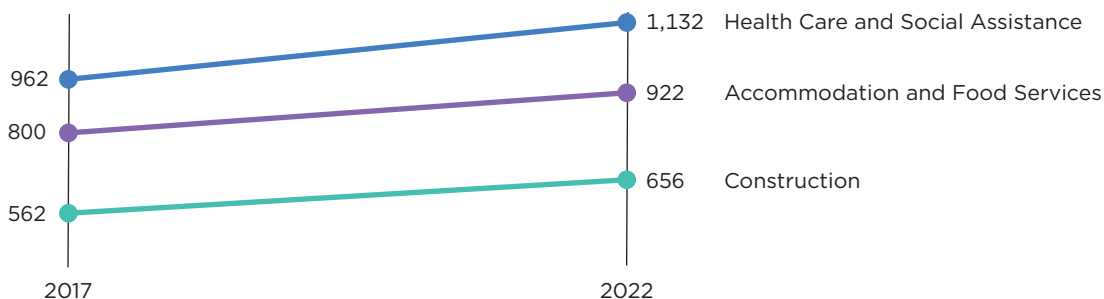
The Economic Census also includes data on employment and payroll by sector. Comparing with previous Economic Census data can help identify shifts in the island economy and its workforce.

Top 5 Sectors by Number of Employees: 2022



Source: U.S. Census Bureau, 2022 Economic Census of Island Areas.

Change in Employment for Selected Sectors: 2017–2022



Source: U.S. Census Bureau, 2022 Economic Census of Island Areas.

Contact Us

To learn more about the Economic Census, visit www.census.gov/EconomicCensus.

For Economic Census information specific to Island Areas, visit www.census.gov/programs-surveys/economic-census/island-areas/2022.html.

For general Economic Census information and industry-specific questions, please contact the U.S. Census Bureau at ewd.outreach@census.gov or by phone at (301) 763-5154 or (800) 242-2184.

For specific questions about Island Areas data, please contact the Island Areas staff at (301) 763-3314.

The Census Bureau has reviewed this data product to ensure appropriate access, use, and disclosure avoidance protection of the confidential source data (Project No. P-7504609, Disclosure Review Board [DRB] approval number: CBDRB-FY24-0044).