

# 2022 Economic Census Snapshot

Selected Statistics From the 2022 Economic Census of Island Areas

## GUAM

### Did You Know?

Establishments in the Retail Trade (NAICS 44–45) sector in Guam reported average revenue per establishment of \$2.84 million in 2022. The average revenue per establishment across All Sectors (NAICS 00) was \$3.03 million.

Establishments in Retail Trade reported revenue per employee of \$214,912 in 2022. The average revenue per employee across All Sectors (NAICS 00) was \$190,413.

Establishments in Retail Trade reported payroll per employee of \$24,510 in 2022. The average payroll per employee across All Sectors (NAICS 00) was \$32,575.

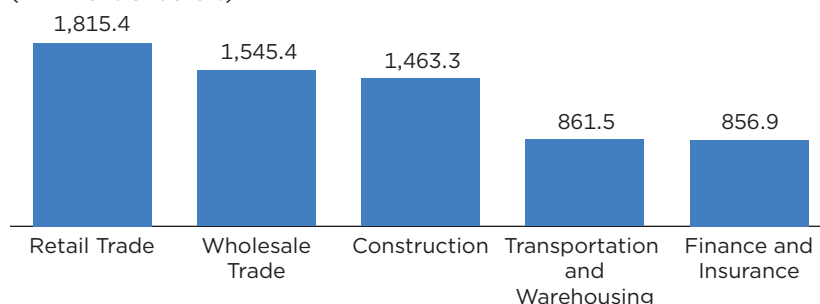
### Accessing the Data

To access the data released for Guam from the 2022 Economic Census, visit <https://data.census.gov> and use the following steps:

- Enter “IA22” in the “Search” field.
- Click on “Filters.”
- Under “Geography,” select “State.”
- Select “Guam.”
- Close the filter to view the 2022 Economic Census tables for Guam.

The **2022 Economic Census of Island Areas** provides comprehensive data on “sales” and other measures of employer business output for nearly every sector of the economy at the state-equivalent and local area levels by 2- through 5-digit codes from the 2022 North American Industry Classification System (NAICS).

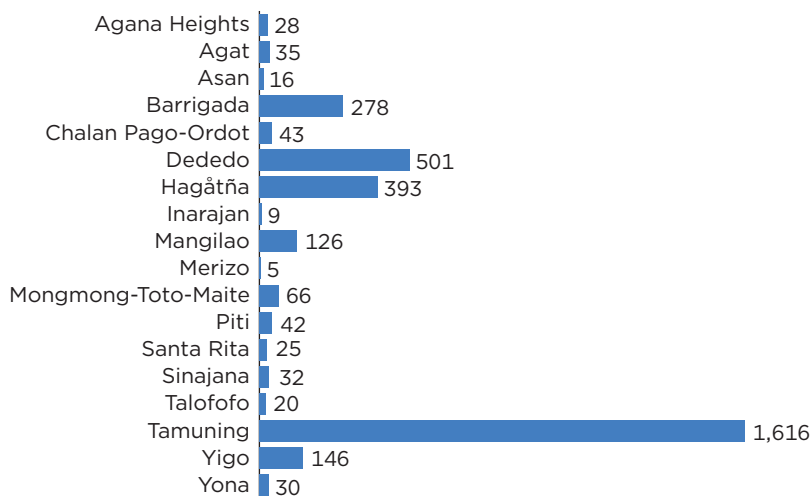
#### Top 5 Sectors by Sales, Value of Shipments, or Revenue: 2022 (In millions of dollars)



Source: U.S. Census Bureau, 2022 Economic Census of Island Areas.

Detailed industry data from the 2022 Economic Census of Island Areas are available for Guam as a whole and for each municipality (county-equivalent).

#### Number of Establishments by Municipality: 2022



Source: U.S. Census Bureau, 2022 Economic Census of Island Areas.

# 2022 Economic Census Snapshot

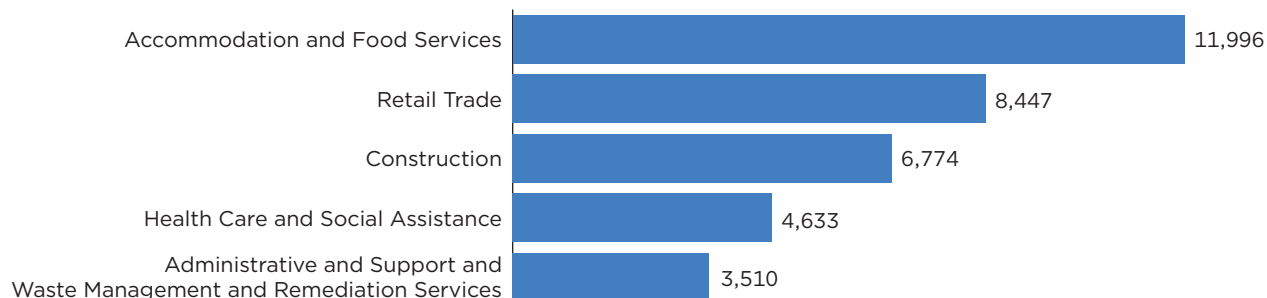
Selected Statistics From the 2022 Economic Census of Island Areas

**GUAM**



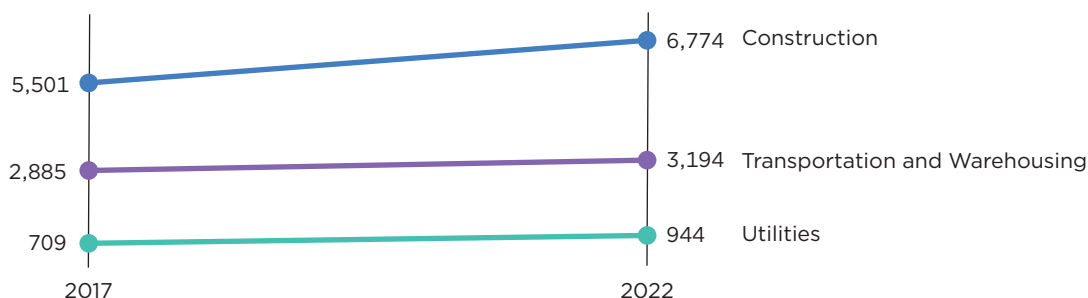
The Economic Census also includes data on employment and payroll by sector. Comparing with previous Economic Census data can help identify shifts in the island economy and its workforce.

## Top 5 Sectors by Number of Employees: 2022



Source: U.S. Census Bureau, 2022 Economic Census of Island Areas.

## Change in Employment for Selected Sectors: 2017-2022



Source: U.S. Census Bureau, 2022 Economic Census of Island Areas.

## Contact Us

To learn more about the Economic Census, visit [www.census.gov/EconomicCensus](https://www.census.gov/EconomicCensus).

For Economic Census information specific to Island Areas, visit [www.census.gov/programs-surveys/economic-census/island-areas/2022.html](https://www.census.gov/programs-surveys/economic-census/island-areas/2022.html).

For general Economic Census information and industry-specific questions, please contact the U.S. Census Bureau at [ewd.outreach@census.gov](mailto:ewd.outreach@census.gov) or by phone at (301) 763-5154 or (800) 242-2184.

For specific questions about Island Areas data, please contact the Island Areas staff at (301) 763-3314

The Census Bureau has reviewed this data product to ensure appropriate access, use, and disclosure avoidance protection of the confidential source data (Project No. P-7504609, Disclosure Review Board [DRB] approval number: CBDRB-FY24-0044).