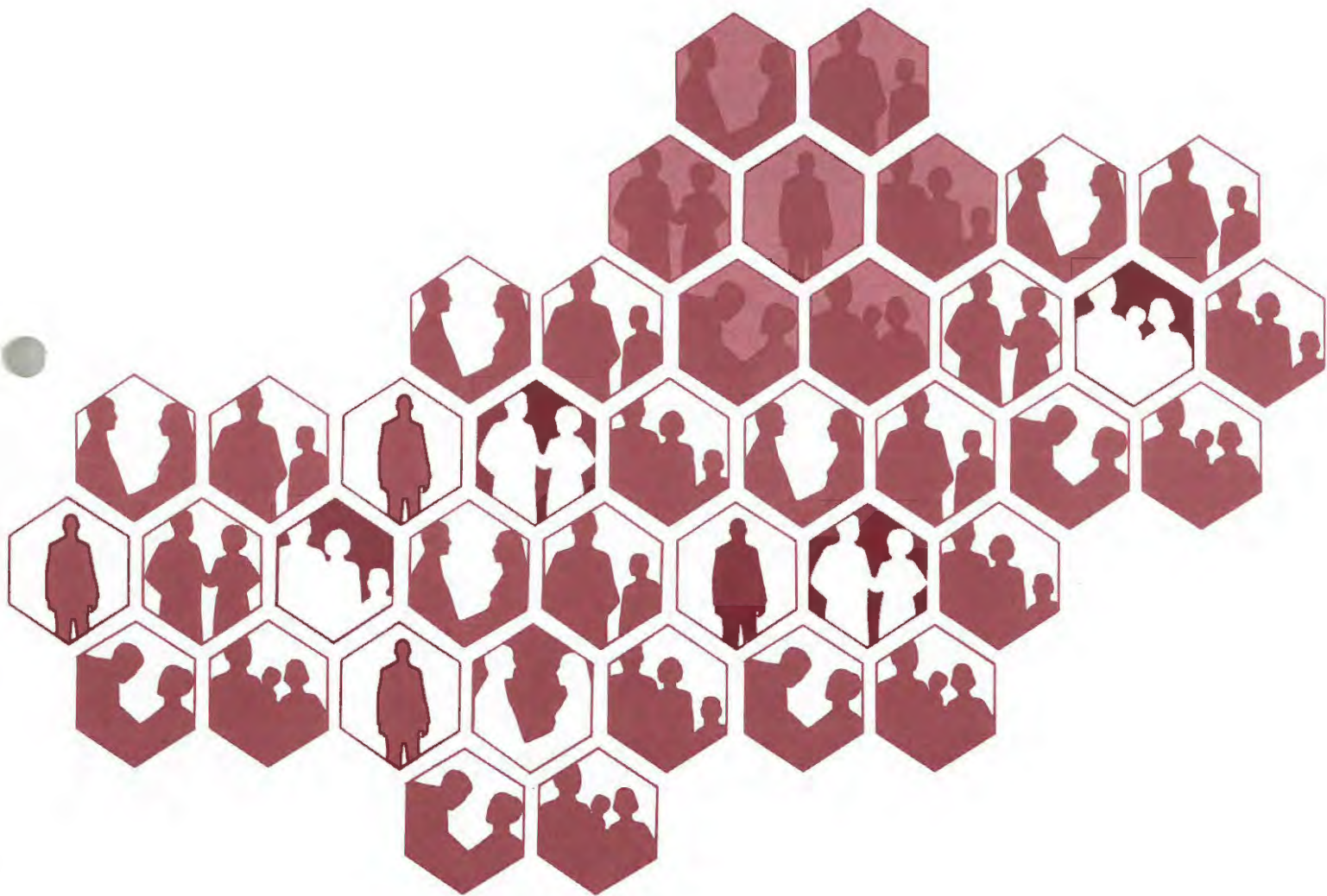


# Marital Status and Living Arrangements: March 1988



---

## Acknowledgments

**Arlene F. Saluter** prepared this report in Population Division, under the general direction of **Donald J. Hernandez**, Chief, Marriage and Family Statistics Branch. **Gerda K. Mudd**, **Edith L. Reeves**, **Terry Lugaila**, and **Peggy Armstrong** provided statistical and clerical assistance. Overall direction was provided by **Arthur J. Norton**, Assistant Chief, Population Division.

The data was collected by Bureau of the Census interviewers, under the general direction of **Stanley D. Matchett**, Chief, Field Division. In Demographic Surveys Division, **Thelma N. Varhach**, programmed the detailed tables, and **Ronald Tucker** coordinated survey operations. **Janet Yax**, Statistical Methods Division, conducted the sampling review and provided appendix B.

The staff of Publications Services Division, **Walter C. Odom**, Chief, provided publication planning, design, composition, and printing planning and procurement. **Paula Coupe** edited and coordinated the publication.

---

**CURRENT POPULATION REPORTS**  
**Population Characteristics**

---

Series P-20, No. 433

---

**Marital Status and  
Living Arrangements:  
March 1988**

Issued January 1989



**U.S. Department of Commerce**  
**C. William Verity, Secretary**  
**Donna F. Tuttle, Deputy Secretary**  
**Robert Ortner, Under Secretary**  
for Economic Affairs

**BUREAU OF THE CENSUS**  
**C. L. Kincannon, Deputy Director**

---



**BUREAU OF THE CENSUS**  
**C.L. Kincannon**, Deputy Director  
**William P. Butz**, Associate Director for  
Demographic Programs  
**Roger A. Herriot**, Senior Demographic  
and Housing Analyst

**POPULATION DIVISION**  
**Paula J. Schneider**, Chief

---

**SUGGESTED CITATION**

U.S. Bureau of the Census, Current Population Reports, Series P-20, No. 433,  
*Marital Status and Living Arrangements: March 1988*,  
U.S. Government Printing Office, Washington, D.C., 1989.

---

# Contents

---

|                       | Page |
|-----------------------|------|
| Introduction.....     | 1    |
| Related reports ..... | 1    |

## Detailed Tables

|   |    |
|---|----|
| 1. Marital status of persons 15 years and over, by age, sex, race, Hispanic origin, and metropolitan residence: March 1988 .....                          | 3  |
| 2. Family status of persons 15 years and over, by age, sex, race, Hispanic origin, metropolitan-nonmetropolitan residence, and region: March 1988.....    | 9  |
| 3. Family status of persons under 15 years, by age, sex, race, Hispanic origin, and metropolitan residence: March 1988 .....                              | 17 |
| 4. Household relationship and presence of parents, for persons under 18 years, by age, sex, race, and Hispanic origin: March 1988 .....                   | 21 |
| 5. Presence and marital status of parent, for persons under 18 years living with only one parent, by age, sex, race, and Hispanic origin: March 1988..... | 25 |
| 6. Marital status of persons 15 years and over, by family status, age, sex, race, and Hispanic origin: March 1988 .....                                   | 29 |
| 7. Households with two unrelated adults, by marital status, age, and sex: March 1988 .....  | 37 |
| 8. Marital status of family householders and related subfamily reference persons, by age, sex, race, and Hispanic origin: March 1988 .....                | 39 |
| 9. Living arrangements of children under 18 years, by characteristics of the parent, by marital status of the parent: March 1988 .....                    | 42 |

## Appendixes

|  |           |
|--|-----------|
| <b>A. Historical Tables .....</b>                          | <b>59</b> |
| <b>B. Definitions and Explanations.....</b>                | <b>65</b> |
| <b>C. Source and Reliability of Estimates .....</b>        | <b>69</b> |
| Source of data .....                                       | 69        |
| Reliability of estimates.....                              | 70        |
| <b>D. Facsimiles of March 1988 CPS Questionnaire .....</b> | <b>77</b> |
| Facsimile I. Form CPS-260—Control Card .....               | 77        |
| Facsimile II. Form CPS-1—Basic Questionnaire .....         | 79        |

## Appendix Tables

|      |  |    |
|------|--|----|
| A-1. | Percent single (never married), by age and sex: 1988, 1980, 1970, and 1960 .....   | 59 |
| A-2. | Median age at first marriage, by sex: 1890 to 1988 .....   | 60 |
| A-3. | Divorced persons per 1,000 married persons with spouse present, by age, sex,<br>race, and Hispanic origin: 1988, 1980, 1970, and 1960..... | 60 |
| A-4. | Living arrangements of children under 18 years, by race and Hispanic origin: 1988,<br>1980, 1970, and 1960 .....                           | 61 |
| A-5. | Children under 18 years living with one parent, by marital status of parent and race<br>of child: 1988, 1980, 1970, and 1960 .....         | 62 |
| A-6. | Living arrangements of young adults, by sex: 1988, 1980, 1970, and 1960 .....  | 63 |
| A-7. | Unmarried-couple households, by presence of children: 1960 to 1988 .....   | 63 |
| A-8. | Adults in unmarried-couple households, by age and marital status: 1988.....  | 64 |
| C-1. | Standard errors of estimated numbers: Total or White .....   | 71 |
| C-2. | Standard errors of estimated numbers: Black or Hispanic .....  | 72 |
| C-3. | Standard errors of estimated percentages: Total or White.....  | 72 |
| C-4. | Standard errors of estimated percentages: Black or Hispanic .....  | 73 |
| C-5. | Factors $f_1$ to be applied to tables C-1 through C-4 to estimate standard errors for<br>marital status and living arrangements .....      | 74 |
|      | List of CPS reports .....  | 85 |

# Marital Status and Living Arrangements: March 1988

## INTRODUCTION

This report presents detailed statistics on the marital status and living arrangements of the noninstitutional population of the United States based on the March 1988 Current Population Survey. The statistics are presented by age, sex, race, Hispanic origin, and, in some instances, by metropolitan residence and region.

The historical tables in appendix A provide comparisons of current survey data with data collected from earlier surveys. In some instances, data from decennial censuses are used when survey data are not available. These tables show increases in median age at first marriage, the percentage of persons who have never married, the ratio of divorced persons to persons in intact marriages, and the number of unmarried couples as well as changes in the living arrangements of children and adults.

Highlights of these statistics include:

- Among persons 25 to 29 years old in 1988, 30 ( $\pm 1.5$ ) percent of the women and 43 ( $\pm 1.7$ ) percent of the men had not yet married, compared with 11 ( $\pm 1.2$ ) percent of women and 19 ( $\pm 1.6$ ) percent of men in 1970.
- The estimated median age at first marriage was 23.6 ( $\pm 0.1$ ) years for women and 25.9 ( $\pm 0.1$ ) years for men in 1988.
- The proportion of children under age 18 who lived with one parent doubled between 1970 and 1988 (12 ( $\pm 0.4$ ) percent and 24 ( $\pm 0.6$ ) percent, respectively).
- Sixty-one ( $\pm 1.5$ ) percent of men and 48 ( $\pm 1.5$ ) percent of women aged 18 to 24 years lived at home with their parents in 1988.
- Unmarried-couple households totaled 2.6 million ( $\pm 111,000$ ) in 1988, 1 million ( $\pm 114,000$ ) more than in 1980.

This is one of two reports presenting detailed statistical tabulations from the March 1988 Current Population Survey (CPS) on selected demographic and social

characteristics of persons, households, and families. Another detailed report, *Household and Family Characteristics: March 1988*, concentrates on the household and the family as units of analysis and provides information on the size, type, composition, and other demographic characteristics of such units.

## RELATED REPORTS


Data for 1988, together with historical data back to 1947, on households and families by type were published in Series P-20, No. 432, *Households, Families, Marital Status, and Living Arrangements: March 1988 (Advance Report)*. Detailed statistics on household types and composition for 1987 are presented in Series P-20, No. 424, *Household and Family Characteristics: March 1987*. Projections for the United States of the number of households and families were published in Series, P-25, No. 986, *Projections of the Number of Households and Families: 1986 to 2000*. Additional statistics for years since 1947 on subjects covered in this report have been published by the Bureau of the Census in the other reports listed at the end of this publication.

Statistics on marital status, living arrangements, and related subjects for specific standard metropolitan statistical areas, cities, States, regions, and the United States are available from the 1980 Census of Population. The data are presented in Volume 1, *Characteristics of the Population*, Chapters B, C, and D.

## USER COMMENTS

We are interested in your reaction to the usefulness of this information and to the content of the questions used to provide these results. Appendix D contains a facsimile of the questionnaire. We welcome your recommendations for improving our survey work. If you have suggestions or comments, please send them to:

Current Survey Comments  
Population Division  
U.S. Bureau of the Census  
Washington, DC 20233



**Table 1. Marital Status of Persons 15 Years and Over, by Age, Sex, Race, Hispanic Origin, and Metropolitan Residence: March 1988**

[NUMBERS IN THOUSANDS. FOR MEANING OF SYMBOLS, SEE TEXT]

| SUBJECT                            | TOTAL,<br>15 YEARS<br>AND OVER | AGE (YEARS) |              |             |             |             |             |             |             |             |             |                |
|------------------------------------|--------------------------------|-------------|--------------|-------------|-------------|-------------|-------------|-------------|-------------|-------------|-------------|----------------|
|                                    |                                | 15 TO<br>17 | 18 AND<br>19 | 20 TO<br>24 | 25 TO<br>29 | 30 TO<br>34 | 35 TO<br>39 | 40 TO<br>44 | 45 TO<br>54 | 55 TO<br>64 | 65 TO<br>74 | 75 AND<br>OVER |
| <b>UNITED STATES</b>               |                                |             |              |             |             |             |             |             |             |             |             |                |
| <b>ALL RACES</b>                   |                                |             |              |             |             |             |             |             |             |             |             |                |
| BOTH SEXES . . . . .               | 188 452                        | 10 775      | 7 221        | 18 839      | 21 524      | 21 446      | 18 854      | 15 828      | 23 795      | 21 642      | 17 472      | 11 055         |
| SINGLE (NEVER MARRIED) . . . . .   | 49 496                         | 10 614      | 6 708        | 13 052      | 7 820       | 4 404       | 2 160       | 1 084       | 1 272       | 959         | 817         | 605            |
| MARRIED, SPOUSE PRESENT . . . . .  | 105 226                        | 83          | 370          | 4 892       | 11 412      | 13 892      | 13 306      | 11 758      | 17 941      | 16 026      | 11 161      | 4 382          |
| MARRIED, SPOUSE ABSENT . . . . .   | 6 230                          | 30          | 66           | 453         | 823         | 972         | 893         | 753         | 997         | 673         | 364         | 208            |
| SEPARATED . . . . .                | 4 458                          | 10          | 27           | 293         | 610         | 722         | 685         | 596         | 747         | 454         | 224         | 90             |
| OTHER . . . . .                    | 1 772                          | 20          | 39           | 160         | 213         | 250         | 208         | 156         | 250         | 218         | 159         | 118            |
| WIDOWED . . . . .                  | 13 532                         | -           | 4            | 30          | 66          | 87          | 178         | 229         | 870         | 2 295       | 4 205       | 5 569          |
| DIVORCED . . . . .                 | 13 968                         | 48          | 73           | 412         | 1 403       | 2 090       | 2 317       | 2 005       | 2 716       | 1 689       | 925         | 290            |
| PERCENT. . . . .                   | 100.0                          | 100.0       | 100.0        | 100.0       | 100.0       | 100.0       | 100.0       | 100.0       | 100.0       | 100.0       | 100.0       | 100.0          |
| SINGLE (NEVER MARRIED) . . . . .   | 26.3                           | 98.5        | 92.9         | 69.3        | 36.3        | 20.5        | 11.5        | 6.8         | 5.3         | 4.4         | 4.7         | 5.5            |
| MARRIED, SPOUSE PRESENT . . . . .  | 55.8                           | 0.8         | 5.1          | 26.0        | 53.0        | 64.8        | 70.6        | 74.3        | 75.4        | 74.1        | 63.9        | 39.6           |
| MARRIED, SPOUSE ABSENT . . . . .   | 3.3                            | 0.3         | 0.9          | 2.4         | 3.8         | 4.5         | 4.7         | 4.8         | 4.2         | 3.1         | 2.1         | 1.9            |
| SEPARATED . . . . .                | 2.4                            | 0.1         | 0.4          | 1.6         | 2.8         | 3.4         | 3.6         | 3.8         | 3.1         | 2.1         | 1.3         | 0.8            |
| OTHER . . . . .                    | 0.9                            | 0.2         | 0.5          | 0.8         | 1.0         | 1.2         | 1.1         | 1.0         | 1.1         | 1.0         | 0.8         | 1.1            |
| WIDOWED . . . . .                  | 7.2                            | -           | 0.1          | 0.2         | 0.3         | 0.4         | 0.9         | 1.4         | 3.7         | 10.6        | 24.1        | 50.4           |
| DIVORCED . . . . .                 | 7.4                            | 0.4         | 1.0          | 2.2         | 6.5         | 9.7         | 12.3        | 12.7        | 11.4        | 7.8         | 5.3         | 2.6            |
| <b>MALE</b>                        |                                |             |              |             |             |             |             |             |             |             |             |                |
| BOTH SEXES . . . . .               | 90 284                         | 5 508       | 3 581        | 9 254       | 10 669      | 10 651      | 9 321       | 7 755       | 11 520      | 10 186      | 7 736       | 4 101          |
| SINGLE (NEVER MARRIED) . . . . .   | 26 987                         | 5 470       | 3 459        | 7 193       | 4 619       | 2 665       | 1 305       | 580         | 651         | 501         | 372         | 173            |
| MARRIED, WIFE PRESENT . . . . .    | 52 613                         | 7           | 79           | 1 779       | 5 186       | 6 637       | 6 550       | 6 015       | 9 156       | 8 312       | 6 152       | 2 739          |
| MARRIED, WIFE ABSENT . . . . .     | 2 620                          | 9           | 16           | 147         | 294         | 415         | 403         | 315         | 429         | 290         | 182         | 119            |
| SEPARATED . . . . .                | 1 771                          | -           | 2            | 87          | 193         | 290         | 277         | 225         | 312         | 195         | 132         | 59             |
| OTHER . . . . .                    | 849                            | 9           | 14           | 60          | 102         | 125         | 126         | 90          | 117         | 95          | 49          | 60             |
| WIDOWED . . . . .                  | 2 293                          | -           | 2            | 8           | 14          | 19          | 45          | 33          | 152         | 380         | 670         | 970            |
| DIVORCED . . . . .                 | 5 771                          | 22          | 25           | 126         | 556         | 915         | 1 019       | 812         | 1 132       | 703         | 360         | 100            |
| PERCENT. . . . .                   | 100.0                          | 100.0       | 100.0        | 100.0       | 100.0       | 100.0       | 100.0       | 100.0       | 100.0       | 100.0       | 100.0       | 100.0          |
| SINGLE (NEVER MARRIED) . . . . .   | 29.9                           | 99.3        | 96.6         | 77.7        | 43.3        | 25.0        | 14.0        | 7.5         | 5.6         | 4.9         | 4.8         | 4.2            |
| MARRIED, WIFE PRESENT . . . . .    | 58.3                           | 0.1         | 2.2          | 19.2        | 48.6        | 62.3        | 70.3        | 77.6        | 79.5        | 81.6        | 79.5        | 66.8           |
| MARRIED, WIFE ABSENT . . . . .     | 2.9                            | 0.2         | 0.5          | 1.6         | 2.8         | 3.9         | 4.3         | 4.1         | 3.7         | 2.8         | 2.3         | 2.9            |
| SEPARATED . . . . .                | 2.0                            | -           | 0.1          | 0.9         | 1.8         | 2.7         | 3.0         | 2.9         | 2.7         | 1.9         | 1.7         | 1.4            |
| OTHER . . . . .                    | 0.9                            | 0.2         | 0.4          | 0.7         | 1.0         | 1.2         | 1.4         | 1.2         | 1.0         | 0.9         | 0.6         | 1.5            |
| WIDOWED . . . . .                  | 2.5                            | -           | 0.1          | 0.1         | 0.1         | 0.2         | 0.5         | 0.4         | 1.3         | 3.7         | 8.7         | 23.7           |
| DIVORCED . . . . .                 | 6.4                            | 0.4         | 0.7          | 1.4         | 5.2         | 8.6         | 10.9        | 10.5        | 9.8         | 6.9         | 4.7         | 2.4            |
| <b>FEMALE</b>                      |                                |             |              |             |             |             |             |             |             |             |             |                |
| BOTH SEXES . . . . .               | 98 168                         | 5 267       | 3 640        | 9 586       | 10 854      | 10 795      | 9 533       | 8 073       | 12 275      | 11 456      | 9 736       | 6 955          |
| SINGLE (NEVER MARRIED) . . . . .   | 22 509                         | 5 145       | 3 249        | 5 859       | 3 201       | 1 739       | 855         | 504         | 621         | 458         | 445         | 433            |
| MARRIED, HUSBAND PRESENT . . . . . | 52 613                         | 75          | 291          | 3 113       | 6 226       | 7 256       | 6 756       | 5 743       | 8 785       | 7 715       | 5 010       | 1 643          |
| MARRIED, HUSBAND ABSENT . . . . .  | 3 610                          | 20          | 49           | 306         | 529         | 557         | 490         | 438         | 567         | 383         | 182         | 89             |
| SEPARATED . . . . .                | 2 686                          | 10          | 25           | 206         | 417         | 432         | 408         | 371         | 434         | 260         | 92          | 32             |
| HUSBAND IN ARMED FORCES . . . . .  | 135                            | -           | 8            | 19          | 17          | 24          | 12          | 6           | 6           | 14          | 15          | 14             |
| OTHER . . . . .                    | 789                            | 11          | 16           | 81          | 95          | 101         | 70          | 60          | 127         | 109         | 75          | 44             |
| WIDOWED . . . . .                  | 11 239                         | -           | 2            | 22          | 52          | 69          | 133         | 195         | 718         | 1 915       | 3 535       | 4 599          |
| DIVORCED . . . . .                 | 8 197                          | 27          | 48           | 286         | 846         | 1 175       | 1 298       | 1 193       | 1 584       | 986         | 565         | 190            |
| PERCENT. . . . .                   | 100.0                          | 100.0       | 100.0        | 100.0       | 100.0       | 100.0       | 100.0       | 100.0       | 100.0       | 100.0       | 100.0       | 100.0          |
| SINGLE (NEVER MARRIED) . . . . .   | 22.9                           | 97.7        | 89.3         | 61.1        | 29.5        | 16.1        | 9.0         | 6.2         | 5.1         | 4.0         | 4.6         | 6.2            |
| MARRIED, HUSBAND PRESENT . . . . . | 53.6                           | 1.4         | 8.0          | 32.5        | 57.4        | 67.2        | 70.9        | 71.1        | 71.6        | 67.3        | 51.5        | 23.6           |
| MARRIED, HUSBAND ABSENT . . . . .  | 3.7                            | 0.4         | 1.4          | 3.2         | 4.9         | 5.2         | 5.1         | 5.4         | 4.6         | 3.3         | 1.9         | 1.3            |
| SEPARATED . . . . .                | 2.7                            | 0.2         | 0.7          | 2.1         | 3.8         | 4.0         | 4.3         | 4.6         | 3.5         | 2.3         | 0.9         | 0.5            |
| HUSBAND IN ARMED FORCES . . . . .  | 0.1                            | -           | 0.2          | 0.2         | 0.2         | 0.2         | 0.1         | 0.1         | -           | 0.1         | 0.2         | 0.2            |
| OTHER . . . . .                    | 0.8                            | 0.2         | 0.4          | 0.8         | 0.9         | 0.9         | 0.7         | 0.7         | 1.0         | 1.0         | 0.8         | 0.6            |
| WIDOWED . . . . .                  | 11.4                           | -           | 0.1          | 0.2         | 0.5         | 0.6         | 1.4         | 2.4         | 5.9         | 16.7        | 36.3        | 66.1           |
| DIVORCED . . . . .                 | 8.4                            | 0.5         | 1.3          | 3.0         | 7.8         | 10.9        | 13.6        | 14.8        | 12.9        | 8.6         | 5.8         | 2.7            |
| <b>WHITE</b>                       |                                |             |              |             |             |             |             |             |             |             |             |                |
| BOTH SEXES . . . . .               | 161 341                        | 8 696       | 5 927        | 15 625      | 18 070      | 18 078      | 16 059      | 13 724      | 20 448      | 19 074      | 15 647      | 9 993          |
| SINGLE (NEVER MARRIED) . . . . .   | 39 355                         | 8 551       | 5 454        | 10 501      | 6 117       | 3 231       | 1 627       | 834         | 947         | 806         | 734         | 552            |
| MARRIED, SPOUSE PRESENT . . . . .  | 94 457                         | 80          | 349          | 4 365       | 10 030      | 12 345      | 11 791      | 10 500      | 16 032      | 14 709      | 10 259      | 4 015          |
| MARRIED, SPOUSE ABSENT . . . . .   | 4 279                          | 21          | 57           | 369         | 628         | 653         | 587         | 510         | 634         | 406         | 252         | 162            |
| SEPARATED . . . . .                | 2 873                          | 8           | 25           | 246         | 453         | 459         | 432         | 393         | 442         | 236         | 129         | 50             |
| OTHER . . . . .                    | 1 406                          | 13          | 32           | 123         | 176         | 194         | 155         | 118         | 191         | 170         | 122         | 112            |
| WIDOWED . . . . .                  | 11 522                         | -           | 4            | 16          | 63          | 59          | 131         | 171         | 622         | 1 810       | 3 643       | 5 002          |
| DIVORCED . . . . .                 | 11 728                         | 44          | 62           | 374         | 1 231       | 1 789       | 1 924       | 1 708       | 2 213       | 1 344       | 778         | 261            |
| PERCENT. . . . .                   | 100.0                          | 100.0       | 100.0        | 100.0       | 100.0       | 100.0       | 100.0       | 100.0       | 100.0       | 100.0       | 100.0       | 100.0          |
| SINGLE (NEVER MARRIED) . . . . .   | 24.4                           | 98.3        | 92.0         | 67.2        | 33.9        | 17.9        | 10.1        | 6.1         | 4.6         | 4.2         | 4.7         | 5.5            |
| MARRIED, SPOUSE PRESENT . . . . .  | 58.5                           | 0.9         | 5.9          | 27.9        | 55.5        | 68.3        | 73.4        | 76.5        | 78.4        | 77.1        | 65.4        | 40.2           |
| MARRIED, SPOUSE ABSENT . . . . .   | 2.7                            | 0.2         | 1.0          | 2.4         | 3.5         | 3.6         | 3.7         | 3.1         | 2.1         | 1.6         | 1.6         | 1.6            |
| SEPARATED . . . . .                | 1.8                            | 0.1         | 0.4          | 1.6         | 2.5         | 2.5         | 2.7         | 2.9         | 2.2         | 1.2         | 0.9         | 0.5            |
| OTHER . . . . .                    | 0.9                            | 0.1         | 0.5          | 0.8         | 1.0         | 1.1         | 1.0         | 0.9         | 0.9         | 0.9         | 0.8         | 1.1            |
| WIDOWED . . . . .                  | 7.1                            | -           | 0.1          | 0.1         | 0.4         | 0.3         | 0.8         | 1.2         | 3.0         | 9.5         | 23.3        | 50.1           |
| DIVORCED . . . . .                 | 7.3                            | 0.5         | 1.1          | 2.4         | 6.8         | 9.9         | 12.0        | 12.4        | 10.8        | 7.0         | 5.0         | 2.6            |

Table 1. Marital Status of Persons 15 Years and Over, by Age, Sex, Race, Hispanic Origin, and Metropolitan Residence: March 1988—Continued

[NUMBERS IN THOUSANDS. FOR MEANING OF SYMBOLS, SEE TEXT]

| SUBJECT                         | TOTAL,<br>15 YEARS<br>AND OVER | AGE (YEARS) |              |             |             |             |             |             |             |             |             |                |
|---------------------------------|--------------------------------|-------------|--------------|-------------|-------------|-------------|-------------|-------------|-------------|-------------|-------------|----------------|
|                                 |                                | 15 TO<br>17 | 18 AND<br>19 | 20 TO<br>24 | 25 TO<br>29 | 30 TO<br>34 | 35 TO<br>39 | 40 TO<br>44 | 45 TO<br>54 | 55 TO<br>64 | 65 TO<br>74 | 75 AND<br>OVER |
| <b>UNITED STATES--CONTINUED</b> |                                |             |              |             |             |             |             |             |             |             |             |                |
| <b>WHITE--CONTINUED</b>         |                                |             |              |             |             |             |             |             |             |             |             |                |
| MALE                            | 77 823                         | 4 447       | 2 952        | 7 746       | 9 051       | 9 108       | 8 027       | 6 796       | 10 014      | 9 034       | 6 967       | 3 682          |
| SINGLE (NEVER MARRIED)          | 21 886                         | 4 413       | 2 834        | 5 896       | 3 742       | 2 062       | 1 028       | 484         | 505         | 418         | 343         | 160            |
| MARRIED, WIFE PRESENT           | 47 271                         | 7           | 79           | 1 596       | 4 555       | 5 943       | 5 803       | 5 359       | 8 190       | 7 627       | 5 617       | 2 495          |
| MARRIED, WIFE ABSENT            | 1 901                          | 5           | 16           | 138         | 235         | 309         | 297         | 221         | 293         | 171         | 127         | 88             |
| SEPARATED                       | 1 193                          | -           | 2            | 84          | 151         | 205         | 193         | 155         | 197         | 91          | 82          | 34             |
| OTHER                           | 708                            | 5           | 14           | 54          | 84          | 104         | 104         | 67          | 96          | 79          | 45          | 54             |
| WIDOWED                         | 1 921                          | -           | 2            | 2           | 14          | 15          | 40          | 26          | 108         | 280         | 571         | 863            |
| DIVORCED                        | 4 844                          | 22          | 20           | 114         | 505         | 778         | 859         | 704         | 919         | 538         | 309         | 77             |
| PERCENT.                        | 100.0                          | 100.0       | 100.0        | 100.0       | 100.0       | 100.0       | 100.0       | 100.0       | 100.0       | 100.0       | 100.0       | 100.0          |
| SINGLE (NEVER MARRIED)          | 28.1                           | 99.2        | 96.0         | 76.1        | 41.3        | 22.6        | 12.8        | 7.1         | 5.0         | 4.6         | 4.9         | 4.4            |
| MARRIED, WIFE PRESENT           | 60.7                           | 0.2         | 2.7          | 20.6        | 50.3        | 65.3        | 72.3        | 78.9        | 81.8        | 84.4        | 80.6        | 67.7           |
| MARRIED, WIFE ABSENT            | 2.4                            | 0.1         | 0.6          | 1.8         | 2.6         | 3.4         | 3.7         | 3.3         | 2.9         | 1.9         | 1.8         | 2.4            |
| SEPARATED                       | 1.5                            | -           | 0.1          | 1.1         | 1.7         | 2.3         | 2.4         | 2.3         | 2.0         | 1.0         | 1.2         | 0.9            |
| OTHER                           | 0.9                            | 0.1         | 0.5          | 0.7         | 0.9         | 1.1         | 1.3         | 1.0         | 1.0         | 0.9         | 0.7         | 1.5            |
| WIDOWED                         | 2.5                            | -           | 0.1          | -           | 0.2         | 0.2         | 0.5         | 0.4         | 1.1         | 3.1         | 8.2         | 23.4           |
| DIVORCED                        | 6.2                            | 0.5         | 0.7          | 1.5         | 5.6         | 8.5         | 10.7        | 10.4        | 9.2         | 6.0         | 4.4         | 2.1            |
| FEMALE                          | 83 518                         | 4 249       | 2 975        | 7 880       | 9 019       | 8 970       | 8 033       | 6 929       | 10 434      | 10 040      | 8 679       | 6 310          |
| SINGLE (NEVER MARRIED)          | 17 470                         | 4 138       | 2 620        | 4 606       | 2 375       | 1 169       | 599         | 350         | 442         | 389         | 391         | 391            |
| MARRIED, HUSBAND PRESENT        | 47 185                         | 73          | 270          | 2 770       | 5 475       | 6 403       | 5 988       | 5 141       | 7 843       | 7 081       | 4 622       | 1 521          |
| MARRIED, HUSBAND ABSENT         | 2 378                          | 16          | 41           | 231         | 393         | 344         | 290         | 289         | 341         | 235         | 125         | 74             |
| SEPARATED                       | 1 680                          | 8           | 23           | 162         | 302         | 254         | 239         | 238         | 246         | 145         | 48          | 16             |
| HUSBAND IN ARMED FORCES         | 112                            | -           | 8            | 17          | 13          | 20          | 8           | 5           | 6           | 10          | 11          | 14             |
| OTHER                           | 586                            | 8           | 10           | 51          | 79          | 70          | 43          | 46          | 90          | 81          | 66          | 44             |
| WIDOWED                         | 9 601                          | -           | 2            | 15          | 49          | 43          | 91          | 145         | 515         | 1 529       | 3 072       | 4 140          |
| DIVORCED                        | 6 884                          | 22          | 42           | 259         | 726         | 1 011       | 1 065       | 1 004       | 1 294       | 805         | 470         | 185            |
| PERCENT.                        | 100.0                          | 100.0       | 100.0        | 100.0       | 100.0       | 100.0       | 100.0       | 100.0       | 100.0       | 100.0       | 100.0       | 100.0          |
| SINGLE (NEVER MARRIED)          | 20.9                           | 97.4        | 88.1         | 58.5        | 26.3        | 13.0        | 7.5         | 5.0         | 4.2         | 3.9         | 4.5         | 6.2            |
| MARRIED, HUSBAND PRESENT        | 56.5                           | 1.7         | 9.1          | 35.1        | 60.7        | 71.4        | 74.5        | 74.2        | 75.2        | 70.5        | 53.3        | 24.1           |
| MARRIED, HUSBAND ABSENT         | 2.8                            | 0.4         | 1.4          | 2.9         | 4.4         | 3.8         | 3.6         | 4.2         | 3.3         | 2.3         | 1.4         | 1.2            |
| SEPARATED                       | 2.0                            | 0.2         | 0.8          | 2.1         | 3.3         | 2.8         | 3.0         | 3.4         | 2.4         | 1.4         | 0.5         | 0.3            |
| HUSBAND IN ARMED FORCES         | 0.1                            | -           | 0.3          | 0.2         | 0.1         | 0.2         | 0.1         | 0.1         | 0.1         | 0.1         | 0.1         | 0.2            |
| OTHER                           | 0.7                            | 0.2         | 0.3          | 0.7         | 0.9         | 0.8         | 0.5         | 0.7         | 0.9         | 0.8         | 0.8         | 0.7            |
| WIDOWED                         | 11.5                           | -           | 0.1          | 0.2         | 0.5         | 0.5         | 1.1         | 2.1         | 4.9         | 15.2        | 35.4        | 65.6           |
| DIVORCED                        | 8.2                            | 0.5         | 1.4          | 3.3         | 8.1         | 11.3        | 13.3        | 14.5        | 12.4        | 8.0         | 5.4         | 2.9            |
| <b>BLACK</b>                    |                                |             |              |             |             |             |             |             |             |             |             |                |
| BOTH SEXES                      | 21 221                         | 1 673       | 1 043        | 2 576       | 2 701       | 2 571       | 2 122       | 1 578       | 2 501       | 2 074       | 1 475       | 908            |
| SINGLE (NEVER MARRIED)          | 8 365                          | 1 662       | 1 012        | 2 070       | 1 406       | 1 009       | 466         | 213         | 282         | 128         | 66          | 50             |
| MARRIED, SPOUSE PRESENT         | 7 434                          | -           | 13           | 388         | 993         | 1 008       | 1 007       | 867         | 1 258       | 934         | 666         | 300            |
| MARRIED, SPOUSE ABSENT          | 1 710                          | 8           | 8            | 76          | 157         | 272         | 255         | 219         | 323         | 247         | 103         | 42             |
| SEPARATED                       | 1 466                          | 1           | 2            | 46          | 137         | 239         | 223         | 196         | 263         | 205         | 92          | 40             |
| OTHER                           | 244                            | 6           | 6            | 30          | 20          | 33          | 32          | 23          | 40          | 42          | 11          | 2              |
| WIDOWED                         | 1 758                          | -           | -            | 11          | 2           | 26          | 44          | 45          | 207         | 447         | 465         | 491            |
| DIVORCED                        | 1 954                          | 3           | 10           | 32          | 143         | 255         | 349         | 234         | 430         | 317         | 136         | 24             |
| PERCENT.                        | 100.0                          | 100.0       | 100.0        | 100.0       | 100.0       | 100.0       | 100.0       | 100.0       | 100.0       | 100.0       | 100.0       | 100.0          |
| SINGLE (NEVER MARRIED)          | 39.4                           | 99.4        | 97.0         | 80.4        | 52.1        | 39.3        | 22.0        | 13.5        | 11.3        | 6.2         | 4.5         | 5.5            |
| MARRIED, SPOUSE PRESENT         | 35.0                           | -           | 1.2          | 15.1        | 36.8        | 39.2        | 47.5        | 53.7        | 50.3        | 45.1        | 46.5        | 33.1           |
| MARRIED, SPOUSE ABSENT          | 8.1                            | 0.5         | 0.8          | 2.9         | 5.8         | 10.6        | 12.0        | 13.9        | 12.9        | 11.9        | 7.0         | 4.7            |
| SEPARATED                       | 6.9                            | 0.1         | 0.2          | 1.8         | 5.1         | 9.3         | 10.5        | 12.4        | 11.3        | 9.9         | 6.2         | 4.4            |
| OTHER                           | 1.2                            | 0.4         | 0.5          | 1.2         | 0.7         | 1.3         | 1.5         | 1.4         | 1.6         | 2.0         | 0.7         | 0.3            |
| WIDOWED                         | 8.3                            | -           | -            | 0.4         | 0.1         | 1.0         | 2.1         | 2.9         | 8.3         | 21.6        | 32.9        | 54.1           |
| DIVORCED                        | 9.2                            | 0.2         | 1.0          | 1.2         | 5.3         | 9.9         | 16.5        | 16.1        | 17.2        | 15.3        | 9.2         | 2.6            |
| MALE                            | 9 603                          | 843         | 501          | 1 192       | 1 240       | 1 178       | 958         | 707         | 1 108       | 916         | 611         | 349            |
| SINGLE (NEVER MARRIED)          | 4 077                          | 839         | 496          | 1 033       | 682         | 495         | 235         | 72          | 127         | 70          | 18          | 10             |
| MARRIED, WIFE PRESENT           | 3 765                          | -           | -            | 136         | 481         | 475         | 494         | 457         | 637         | 486         | 401         | 199            |
| MARRIED, WIFE ABSENT            | 603                            | 4           | -            | 6           | 41          | 84          | 83          | 83          | 115         | 110         | 49          | 27             |
| SEPARATED                       | 538                            | -           | -            | 2           | 35          | 77          | 75          | 70          | 106         | 98          | 49          | 24             |
| OTHER                           | 65                             | 4           | -            | 4           | 6           | 7           | 7           | 13          | 9           | 12          | -           | 2              |
| WIDOWED                         | 343                            | -           | -            | 6           | -           | 3           | 5           | 7           | 40          | 94          | 94          | 95             |
| DIVORCED                        | 814                            | -           | 4            | 11          | 36          | 120         | 141         | 88          | 189         | 156         | 49          | 18             |
| PERCENT.                        | 100.0                          | 100.0       | 100.0        | 100.0       | 100.0       | 100.0       | 100.0       | 100.0       | 100.0       | 100.0       | 100.0       | 100.0          |
| SINGLE (NEVER MARRIED)          | 42.5                           | 99.5        | 99.1         | 86.7        | 55.0        | 42.0        | 24.5        | 10.1        | 11.5        | 7.6         | 3.0         | 2.9            |
| MARRIED, WIFE PRESENT           | 39.2                           | -           | -            | 11.4        | 38.8        | 40.3        | 51.6        | 64.7        | 57.5        | 53.0        | 65.6        | 57.0           |
| MARRIED, WIFE ABSENT            | 6.3                            | 0.5         | -            | 0.5         | 3.3         | 7.2         | 8.6         | 11.8        | 10.4        | 12.1        | 8.1         | 7.6            |
| SEPARATED                       | 5.6                            | -           | -            | 0.2         | 2.8         | 6.5         | 7.9         | 9.9         | 9.6         | 10.7        | 8.1         | 7.0            |
| OTHER                           | 0.7                            | 0.5         | -            | 0.3         | 0.5         | 0.6         | 0.8         | 1.8         | 0.8         | 1.3         | -           | 0.7            |
| WIDOWED                         | 3.6                            | -           | -            | 0.5         | -           | 0.3         | 0.5         | 1.0         | 3.6         | 10.2        | 15.3        | 27.1           |
| DIVORCED                        | 8.5                            | -           | 0.9          | 0.9         | 2.9         | 10.2        | 14.8        | 12.5        | 17.1        | 17.0        | 8.0         | 5.3            |

Table 1. Marital Status of Persons 15 Years and Over, by Age, Sex, Race, Hispanic Origin, and Metropolitan Residence: March 1988—Continued

[NUMBERS IN THOUSANDS. FOR MEANING OF SYMBOLS, SEE TEXT]

| SUBJECT                            | TOTAL,<br>15 YEARS<br>AND OVER | AGE (YEARS) |              |             |             |             |             |             |             |             |             |                |
|------------------------------------|--------------------------------|-------------|--------------|-------------|-------------|-------------|-------------|-------------|-------------|-------------|-------------|----------------|
|                                    |                                | 15 TO<br>17 | 18 AND<br>19 | 20 TO<br>24 | 25 TO<br>29 | 30 TO<br>34 | 35 TO<br>39 | 40 TO<br>44 | 45 TO<br>54 | 55 TO<br>64 | 65 TO<br>74 | 75 AND<br>OVER |
| UNITED STATES--CONTINUED           |                                |             |              |             |             |             |             |             |             |             |             |                |
| BLACK--CONTINUED                   |                                |             |              |             |             |             |             |             |             |             |             |                |
| FEMALE . . . . .                   | 11 618                         | 829         | 542          | 1 384       | 1 461       | 1 392       | 1 164       | 871         | 1 393       | 1 158       | 865         | 559            |
| SINGLE (NEVER MARRIED) . . . . .   | 4 288                          | 623         | 515          | 1 038       | 725         | 514         | 231         | 142         | 155         | 59          | 48          | 40             |
| MARRIED, HUSBAND PRESENT . . . . . | 3 669                          | -           | 13           | 252         | 512         | 533         | 513         | 390         | 621         | 449         | 285         | 101            |
| MARRIED, HUSBAND ABSENT . . . . .  | 1 107                          | 4           | 8            | 70          | 116         | 188         | 173         | 135         | 208         | 137         | 54          | 16             |
| SEPARATED . . . . .                | 928                            | 1           | 2            | 43          | 102         | 162         | 148         | 126         | 177         | 107         | 43          | 16             |
| HUSBAND IN ARMED FORCES . . . . .  | 18                             | -           | -            | 2           | 2           | 2           | 2           | 2           | -           | 4           | 4           | -              |
| OTHER . . . . .                    | 162                            | 2           | 6            | 25          | 11          | 23          | 22          | 8           | 31          | 26          | 7           | -              |
| WIDOWED . . . . .                  | 1 415                          | -           | -            | 4           | 2           | 22          | 39          | 38          | 167         | 353         | 392         | 396            |
| DIVORCED . . . . .                 | 1 140                          | 3           | 6            | 20          | 107         | 135         | 208         | 166         | 241         | 161         | 87          | 6              |
| PERCENT. . . . .                   | 100.0                          | 100.0       | 100.0        | 100.0       | 100.0       | 100.0       | 100.0       | 100.0       | 100.0       | 100.0       | 100.0       | 100.0          |
| SINGLE (NEVER MARRIED) . . . . .   | 36.9                           | 99.2        | 95.1         | 75.0        | 49.6        | 36.9        | 19.8        | 16.3        | 11.1        | 5.1         | 5.5         | 7.2            |
| MARRIED, HUSBAND PRESENT . . . . . | 31.6                           | -           | 2.3          | 18.2        | 35.0        | 38.3        | 44.1        | 44.8        | 44.6        | 38.8        | 33.0        | 18.1           |
| MARRIED, HUSBAND ABSENT . . . . .  | 9.5                            | 0.4         | 1.5          | 5.0         | 7.9         | 13.5        | 14.8        | 15.5        | 15.0        | 11.8        | 6.2         | 2.8            |
| SEPARATED . . . . .                | 8.0                            | 0.2         | 0.5          | 3.1         | 7.0         | 11.6        | 12.7        | 14.4        | 12.7        | 9.3         | 4.9         | 2.8            |
| HUSBAND IN ARMED FORCES . . . . .  | 0.2                            | -           | -            | 0.1         | 0.2         | 0.1         | 0.2         | 0.2         | -           | 0.3         | 0.4         | -              |
| OTHER . . . . .                    | 1.4                            | 0.3         | 1.1          | 1.8         | 0.6         | 1.7         | 1.9         | 0.9         | 2.2         | 2.2         | 0.8         | -              |
| WIDOWED . . . . .                  | 12.2                           | -           | -            | 0.3         | 0.1         | 1.6         | 3.4         | 4.4         | 12.0        | 30.5        | 45.3        | 70.9           |
| DIVORCED . . . . .                 | 9.8                            | 0.4         | 1.1          | 1.5         | 7.4         | 9.7         | 17.9        | 19.1        | 17.3        | 13.9        | 10.0        | 1.0            |
| SPANISH ORIGIN <sup>1</sup>        |                                |             |              |             |             |             |             |             |             |             |             |                |
| BOTH SEXES . . . . .               | 13 606                         | 1 002       | 690          | 1 975       | 2 044       | 1 741       | 1 553       | 1 071       | 1 488       | 1 142       | 560         | 342            |
| SINGLE (NEVER MARRIED) . . . . .   | 4 367                          | 978         | 594          | 1 246       | 681         | 395         | 171         | 86          | 88          | 70          | 40          | 16             |
| MARRIED, SPOUSE PRESENT . . . . .  | 6 822                          | 18          | 72           | 605         | 1 113       | 1 035       | 1 032       | 741         | 1 051       | 714         | 307         | 133            |
| MARRIED, SPOUSE ABSENT . . . . .   | 947                            | 4           | 17           | 83          | 141         | 149         | 159         | 115         | 138         | 95          | 27          | 19             |
| SEPARATED . . . . .                | 564                            | 2           | 14           | 42          | 71          | 86          | 98          | 84          | 85          | 53          | 17          | 12             |
| OTHER . . . . .                    | 384                            | 2           | 2            | 41          | 70          | 63          | 61          | 31          | 53          | 42          | 10          | 7              |
| WIDOWED . . . . .                  | 536                            | -           | -            | 2           | 6           | 10          | 13          | 16          | 52          | 152         | 134         | 150            |
| DIVORCED . . . . .                 | 933                            | 1           | 7            | 38          | 102         | 150         | 178         | 113         | 159         | 110         | 53          | 23             |
| PERCENT. . . . .                   | 100.0                          | 100.0       | 100.0        | 100.0       | 100.0       | 100.0       | 100.0       | 100.0       | 100.0       | 100.0       | 100.0       | 100.0          |
| SINGLE (NEVER MARRIED) . . . . .   | 32.1                           | 97.7        | 86.1         | 63.1        | 33.3        | 22.7        | 11.0        | 8.0         | 5.9         | 6.2         | 7.2         | 5.1            |
| MARRIED, SPOUSE PRESENT . . . . .  | 50.1                           | 1.8         | 10.5         | 30.6        | 54.4        | 59.5        | 66.5        | 69.2        | 70.6        | 62.6        | 54.8        | 38.9           |
| MARRIED, SPOUSE ABSENT . . . . .   | 7.0                            | 0.4         | 2.4          | 4.2         | 6.9         | 8.6         | 10.2        | 10.8        | 9.3         | 8.3         | 4.8         | 5.6            |
| SEPARATED . . . . .                | 4.1                            | 0.2         | 2.1          | 2.1         | 3.5         | 4.9         | 6.3         | 7.9         | 5.7         | 4.7         | 3.0         | 3.4            |
| OTHER . . . . .                    | 2.8                            | 0.2         | 0.4          | 2.1         | 3.4         | 3.6         | 3.9         | 2.9         | 3.5         | 3.7         | 1.8         | 2.2            |
| WIDOWED . . . . .                  | 3.9                            | -           | -            | 0.1         | 0.3         | 0.6         | 0.8         | 1.5         | 3.5         | 13.3        | 23.9        | 43.8           |
| DIVORCED . . . . .                 | 6.9                            | 0.1         | 0.9          | 1.9         | 5.0         | 8.6         | 11.5        | 10.6        | 10.7        | 9.6         | 9.4         | 6.6            |
| MALE . . . . .                     |                                |             |              |             |             |             |             |             |             |             |             |                |
| SINGLE (NEVER MARRIED) . . . . .   | 6 776                          | 495         | 353          | 1 038       | 1 060       | 940         | 750         | 527         | 715         | 499         | 251         | 147            |
| MARRIED, WIFE PRESENT . . . . .    | 2 502                          | 495         | 338          | 752         | 417         | 262         | 91          | 47          | 40          | 35          | 15          | 10             |
| MARRIED, WIFE ABSENT . . . . .     | 3 340                          | -           | 13           | 235         | 556         | 530         | 479         | 376         | 527         | 362         | 174         | 88             |
| SEPARATED . . . . .                | 467                            | -           | 2            | 43          | 56          | 84          | 98          | 55          | 76          | 32          | 9           | 11             |
| OTHER . . . . .                    | 205                            | -           | 1            | 17          | 13          | 36          | 44          | 32          | 37          | 11          | 5           | 7              |
| WIDOWED . . . . .                  | 262                            | -           | 1            | 25          | 43          | 48          | 53          | 23          | 39          | 21          | 4           | 4              |
| DIVORCED . . . . .                 | 113                            | -           | -            | 113         | -           | 2           | -           | 3           | 9           | 28          | 37          | 33             |
| PERCENT. . . . .                   | 100.0                          | 100.0       | 100.0        | 100.0       | 100.0       | 100.0       | 100.0       | 100.0       | 100.0       | 100.0       | 100.0       | 100.0          |
| SINGLE (NEVER MARRIED) . . . . .   | 36.9                           | 99.9        | 95.7         | 72.5        | 39.3        | 27.9        | 12.1        | 9.0         | 5.7         | 6.9         | 5.9         | 6.7            |
| MARRIED, WIFE PRESENT . . . . .    | 49.3                           | 0.1         | 3.7          | 22.7        | 52.4        | 56.4        | 63.9        | 71.4        | 73.7        | 72.5        | 69.1        | 59.7           |
| MARRIED, WIFE ABSENT . . . . .     | 6.9                            | -           | 0.7          | 4.1         | 5.3         | 8.9         | 13.0        | 10.4        | 10.7        | 6.5         | 3.7         | 7.6            |
| SEPARATED . . . . .                | 3.0                            | -           | 0.3          | 1.7         | 1.2         | 3.8         | 5.9         | 6.1         | 5.2         | 2.2         | 2.2         | 5.1            |
| OTHER . . . . .                    | 3.9                            | -           | 0.4          | 2.4         | 4.1         | 5.1         | 7.1         | 4.3         | 5.5         | 4.3         | 1.5         | 2.5            |
| WIDOWED . . . . .                  | 1.7                            | -           | -            | -           | -           | 0.2         | -           | 0.6         | 1.2         | 5.6         | 14.9        | 22.7           |
| DIVORCED . . . . .                 | 5.2                            | -           | -            | 0.7         | 2.9         | 6.7         | 10.9        | 8.6         | 8.7         | 8.5         | 6.4         | 3.3            |
| FEMALE . . . . .                   |                                |             |              |             |             |             |             |             |             |             |             |                |
| SINGLE (NEVER MARRIED) . . . . .   | 6 831                          | 506         | 337          | 937         | 984         | 800         | 803         | 544         | 773         | 643         | 309         | 196            |
| MARRIED, HUSBAND PRESENT . . . . . | 1 865                          | 483         | 256          | 494         | 264         | 133         | 80          | 38          | 47          | 36          | 25          | 8              |
| MARRIED, HUSBAND ABSENT . . . . .  | 3 482                          | 18          | 60           | 370         | 557         | 505         | 553         | 365         | 524         | 353         | 133         | 46             |
| SEPARATED . . . . .                | 480                            | 4           | 14           | 41          | 85          | 65          | 61          | 60          | 62          | 63          | 17          | 8              |
| HUSBAND IN ARMED FORCES . . . . .  | 359                            | 2           | 13           | 25          | 58          | 50          | 53          | 52          | 48          | 42          | 11          | 4              |
| OTHER . . . . .                    | 3                              | -           | -            | 3           | -           | -           | -           | -           | -           | -           | -           | -              |
| WIDOWED . . . . .                  | 118                            | 2           | 1            | 13          | 27          | 15          | 8           | 9           | 13          | 21          | 6           | 4              |
| DIVORCED . . . . .                 | 423                            | -           | -            | 2           | 6           | 9           | 13          | 13          | 43          | 124         | 96          | 117            |
| PERCENT. . . . .                   | 100.0                          | 100.0       | 100.0        | 100.0       | 100.0       | 100.0       | 100.0       | 100.0       | 100.0       | 100.0       | 100.0       | 100.0          |
| SINGLE (NEVER MARRIED) . . . . .   | 27.3                           | 95.5        | 76.1         | 52.7        | 26.9        | 16.7        | 9.9         | 7.0         | 6.1         | 5.6         | 8.2         | 3.9            |
| MARRIED, HUSBAND PRESENT . . . . . | 51.0                           | 3.5         | 17.7         | 39.5        | 56.6        | 63.1        | 68.9        | 67.0        | 67.8        | 54.9        | 43.1        | 23.3           |
| MARRIED, HUSBAND ABSENT . . . . .  | 7.0                            | 0.9         | 4.2          | 4.3         | 8.6         | 8.1         | 7.6         | 11.1        | 8.0         | 9.8         | 5.6         | 4.1            |
| SEPARATED . . . . .                | 5.3                            | 0.4         | 3.9          | 2.6         | 5.9         | 6.3         | 6.6         | 9.5         | 6.3         | 6.6         | 3.6         | 2.1            |
| HUSBAND IN ARMED FORCES . . . . .  | -                              | -           | -            | 0.3         | -           | -           | -           | -           | -           | -           | -           | -              |
| OTHER . . . . .                    | 1.7                            | 0.4         | 0.3          | 1.4         | 2.8         | 1.8         | 1.0         | 1.6         | 1.7         | 3.2         | 2.0         | 2.0            |
| WIDOWED . . . . .                  | 6.2                            | -           | -            | 0.3         | 0.6         | 1.1         | 1.6         | 2.3         | 5.6         | 19.3        | 31.2        | 59.6           |
| DIVORCED . . . . .                 | 8.5                            | 0.2         | 1.9          | 3.2         | 7.3         | 10.9        | 12.0        | 12.5        | 12.6        | 10.5        | 11.9        | 9.1            |

<sup>1</sup> PERSONS OF SPANISH ORIGIN MAY BE OF ANY RACE.

Table 1. Marital Status of Persons 15 Years and Over, by Age, Sex, Race, Hispanic Origin, and Metropolitan Residence: March 1988—Continued

(NUMBERS IN THOUSANDS. FOR MEANING OF SYMBOLS, SEE TEXT)

| SUBJECT                            | TOTAL,<br>15 YEARS<br>AND OVER | AGE (YEARS) |              |             |             |             |             |             |             |             |             |                |
|------------------------------------|--------------------------------|-------------|--------------|-------------|-------------|-------------|-------------|-------------|-------------|-------------|-------------|----------------|
|                                    |                                | 15 TO<br>17 | 18 AND<br>19 | 20 TO<br>24 | 25 TO<br>29 | 30 TO<br>34 | 35 TO<br>39 | 40 TO<br>44 | 45 TO<br>54 | 55 TO<br>64 | 65 TO<br>74 | 75 AND<br>OVER |
| <b>METROPOLITAN</b>                |                                |             |              |             |             |             |             |             |             |             |             |                |
| <b>ALL RACES</b>                   |                                |             |              |             |             |             |             |             |             |             |             |                |
| BOTH SEXES . . . . .               | 146 845                        | 8 288       | 5 671        | 15 140      | 17 435      | 17 146      | 14 838      | 12 470      | 18 410      | 16 337      | 13 079      | 8 030          |
| SINGLE (NEVER MARRIED) . . . . .   | 40 426                         | 8 167       | 5 278        | 10 804      | 6 722       | 3 828       | 1 812       | 897         | 1 061       | 759         | 639         | 460            |
| MARRIED, SPOUSE PRESENT . . . . .  | 79 880                         | 53          | 271          | 3 641       | 8 870       | 10 771      | 10 241      | 9 128       | 13 646      | 11 941      | 8 256       | 3 060          |
| MARRIED, SPOUSE ABSENT . . . . .   | 5 143                          | 20          | 55           | 351         | 687         | 807         | 745         | 631         | 824         | 579         | 269         | 176            |
| SEPARATED . . . . .                | 3 665                          | 4           | 19           | 224         | 506         | 587         | 575         | 496         | 611         | 401         | 167         | 73             |
| OTHER . . . . .                    | 1 479                          | 16          | 36           | 127         | 180         | 220         | 170         | 135         | 213         | 177         | 102         | 103            |
| WIDOWED . . . . .                  | 10 149                         | -           | 3            | 24          | 52          | 57          | 143         | 179         | 654         | 1 759       | 3 182       | 4 094          |
| DIVORCED . . . . .                 | 11 245                         | 48          | 63           | 320         | 1 105       | 1 683       | 1 897       | 1 634       | 2 224       | 1 299       | 733         | 240            |
| PERCENT. . . . .                   | 100.0                          | 100.0       | 100.0        | 100.0       | 100.0       | 100.0       | 100.0       | 100.0       | 100.0       | 100.0       | 100.0       | 100.0          |
| SINGLE (NEVER MARRIED) . . . . .   | 27.5                           | 98.5        | 93.1         | 71.4        | 38.6        | 22.3        | 12.2        | 7.2         | 5.8         | 4.6         | 4.9         | 5.7            |
| MARRIED, SPOUSE PRESENT . . . . .  | 54.4                           | 0.6         | 4.8          | 24.0        | 50.9        | 62.8        | 69.0        | 73.2        | 74.1        | 73.1        | 63.1        | 38.1           |
| MARRIED, SPOUSE ABSENT . . . . .   | 3.5                            | 0.2         | 1.0          | 2.3         | 3.9         | 4.7         | 5.0         | 5.1         | 4.5         | 3.5         | 2.1         | 2.2            |
| SEPARATED . . . . .                | 2.5                            | 0.1         | 0.3          | 1.5         | 2.9         | 3.4         | 3.9         | 4.0         | 3.3         | 2.5         | 1.3         | 0.9            |
| OTHER . . . . .                    | 1.0                            | 0.2         | 0.6          | 0.8         | 1.0         | 1.3         | 1.1         | 1.1         | 1.2         | 1.1         | 0.8         | 1.3            |
| WIDOWED . . . . .                  | 6.9                            | -           | 0.1          | 0.2         | 0.3         | 0.3         | 1.0         | 1.4         | 3.6         | 10.8        | 24.3        | 31.0           |
| DIVORCED . . . . .                 | 7.7                            | 0.6         | 1.1          | 2.1         | 6.3         | 9.8         | 12.8        | 13.1        | 12.1        | 7.9         | 5.6         | 3.0            |
| <b>MALE</b>                        |                                |             |              |             |             |             |             |             |             |             |             |                |
| SINGLE (NEVER MARRIED) . . . . .   | 70 337                         | 4 241       | 2 783        | 7 410       | 8 646       | 8 558       | 7 328       | 6 111       | 8 931       | 7 673       | 5 747       | 2 911          |
| MARRIED, WIFE PRESENT . . . . .    | 21 910                         | 4 206       | 2 679        | 5 877       | 3 935       | 2 321       | 1 094       | 469         | 538         | 393         | 275         | 120            |
| MARRIED, WIFE ABSENT . . . . .     | 39 940                         | 4           | 63           | 1 311       | 4 021       | 5 148       | 5 039       | 4 684       | 6 992       | 6 190       | 4 563       | 1 926          |
| SEPARATED . . . . .                | 2 170                          | 7           | 16           | 119         | 254         | 347         | 337         | 267         | 353         | 240         | 133         | 96             |
| OTHER . . . . .                    | 1 444                          | -           | 2            | 70          | 164         | 231         | 232         | 190         | 251         | 159         | 98          | 48             |
| WIDOWED . . . . .                  | 726                            | 7           | 14           | 50          | 90          | 117         | 106         | 77          | 102         | 81          | 35          | 48             |
| DIVORCED . . . . .                 | 1 739                          | -           | 1            | 8           | 14          | 12          | 37          | 26          | 112         | 320         | 514         | 696            |
| PERCENT. . . . .                   | 4 578                          | 22          | 23           | 95          | 422         | 730         | 821         | 664         | 935         | 530         | 262         | 73             |
| SINGLE (NEVER MARRIED) . . . . .   | 100.0                          | 100.0       | 100.0        | 100.0       | 100.0       | 100.0       | 100.0       | 100.0       | 100.0       | 100.0       | 100.0       | 100.0          |
| MARRIED, WIFE PRESENT . . . . .    | 31.1                           | 99.2        | 96.3         | 79.3        | 45.5        | 27.1        | 14.9        | 7.7         | 6.0         | 5.1         | 4.8         | 4.1            |
| MARRIED, WIFE ABSENT . . . . .     | 56.8                           | 0.1         | 2.3          | 17.7        | 46.5        | 60.1        | 68.8        | 76.6        | 78.3        | 80.7        | 79.4        | 66.2           |
| SEPARATED . . . . .                | 3.1                            | 0.2         | 0.6          | 1.6         | 2.9         | 4.1         | 4.6         | 4.4         | 4.0         | 3.1         | 2.3         | 3.3            |
| OTHER . . . . .                    | 2.1                            | -           | 0.1          | 0.9         | 1.9         | 2.7         | 3.2         | 3.1         | 2.8         | 2.1         | 1.7         | 1.7            |
| WIDOWED . . . . .                  | 1.0                            | 0.2         | 0.5          | 0.7         | 1.0         | 1.4         | 1.4         | 1.3         | 1.1         | 1.1         | 0.6         | 1.7            |
| DIVORCED . . . . .                 | 2.5                            | -           | -            | 0.1         | 0.2         | 0.1         | 0.5         | 0.4         | 1.3         | 4.2         | 8.9         | 23.9           |
| <b>FEMALE</b>                      |                                |             |              |             |             |             |             |             |             |             |             |                |
| SINGLE (NEVER MARRIED) . . . . .   | 76 507                         | 4 048       | 2 888        | 7 730       | 8 789       | 8 588       | 7 510       | 6 359       | 9 479       | 8 664       | 7 332       | 5 119          |
| MARRIED, HUSBAND PRESENT . . . . . | 18 518                         | 3 959       | 2 599        | 4 927       | 2 787       | 1 507       | 718         | 428         | 523         | 366         | 364         | 340            |
| MARRIED, HUSBAND ABSENT . . . . .  | 39 940                         | 49          | 209          | 2 330       | 4 849       | 5 623       | 5 203       | 4 445       | 6 653       | 5 751       | 3 693       | 1 134          |
| SEPARATED . . . . .                | 2 973                          | 13          | 39           | 232         | 432         | 460         | 408         | 364         | 471         | 339         | 136         | 79             |
| HUSBAND IN ARMED FORCES . . . . .  | 2 221                          | 4           | 17           | 155         | 342         | 356         | 344         | 306         | 360         | 243         | 69          | 25             |
| OTHER . . . . .                    | 108                            | -           | 6            | 13          | 11          | 15          | 10          | 3           | 6           | 14          | 15          | 14             |
| WIDOWED . . . . .                  | 644                            | 9           | 15           | 64          | 79          | 88          | 54          | 54          | 106         | 82          | 52          | 41             |
| DIVORCED . . . . .                 | 8 410                          | -           | 2            | 16          | 38          | 46          | 106         | 153         | 543         | 1 440       | 2 668       | 3 399          |
| PERCENT. . . . .                   | 6 667                          | 26          | 40           | 225         | 683         | 953         | 1 075       | 970         | 1 289       | 768         | 471         | 167            |
| SINGLE (NEVER MARRIED) . . . . .   | 100.0                          | 100.0       | 100.0        | 100.0       | 100.0       | 100.0       | 100.0       | 100.0       | 100.0       | 100.0       | 100.0       | 100.0          |
| MARRIED, HUSBAND PRESENT . . . . . | 24.2                           | 97.8        | 90.0         | 63.7        | 31.7        | 17.5        | 9.6         | 6.7         | 5.5         | 4.2         | 5.0         | 6.6            |
| MARRIED, HUSBAND ABSENT . . . . .  | 52.2                           | 1.2         | 7.2          | 30.1        | 55.2        | 65.5        | 69.3        | 69.9        | 70.2        | 66.4        | 50.4        | 22.2           |
| SEPARATED . . . . .                | 3.9                            | 0.3         | 1.3          | 3.0         | 4.9         | 5.4         | 5.4         | 5.7         | 5.0         | 3.9         | 1.8         | 1.6            |
| HUSBAND IN ARMED FORCES . . . . .  | 2.9                            | 0.1         | 0.6          | 2.0         | 3.9         | 4.2         | 4.6         | 4.8         | 3.8         | 2.8         | 0.9         | 0.5            |
| OTHER . . . . .                    | 0.1                            | -           | 0.2          | 0.2         | 0.1         | 0.2         | 0.1         | 0.1         | 0.1         | 0.2         | 0.2         | 0.3            |
| WIDOWED . . . . .                  | 0.8                            | 0.2         | 0.5          | 0.8         | 0.9         | 1.0         | 0.7         | 0.9         | 1.1         | 1.0         | 0.7         | 0.8            |
| DIVORCED . . . . .                 | 11.0                           | -           | 0.1          | 0.2         | 0.4         | 0.5         | 1.4         | 2.4         | 5.7         | 16.6        | 36.4        | 66.4           |
| <b>WHITE</b>                       |                                |             |              |             |             |             |             |             |             |             |             |                |
| BOTH SEXES . . . . .               | 124 164                        | 6 567       | 4 622        | 12 469      | 14 453      | 14 247      | 12 439      | 10 681      | 15 565      | 14 202      | 11 653      | 7 266          |
| SINGLE (NEVER MARRIED) . . . . .   | 31 864                         | 6 460       | 4 264        | 8 672       | 5 242       | 2 790       | 1 360       | 689         | 773         | 626         | 572         | 418            |
| MARRIED, SPOUSE PRESENT . . . . .  | 70 814                         | 52          | 255          | 3 208       | 7 680       | 9 460       | 8 914       | 8 073       | 12 019      | 10 838      | 7 529       | 2 787          |
| MARRIED, SPOUSE ABSENT . . . . .   | 3 533                          | 12          | 47           | 291         | 532         | 545         | 498         | 418         | 514         | 347         | 191         | 137            |
| SEPARATED . . . . .                | 2 359                          | 3           | 18           | 190         | 384         | 376         | 367         | 320         | 349         | 212         | 102         | 40             |
| OTHER . . . . .                    | 1 173                          | 9           | 30           | 101         | 149         | 169         | 131         | 99          | 165         | 135         | 89          | 97             |
| WIDOWED . . . . .                  | 8 639                          | -           | 3            | 13          | 50          | 36          | 109         | 138         | 464         | 1 370       | 2 752       | 3 704          |
| DIVORCED . . . . .                 | 9 314                          | 43          | 53           | 285         | 949         | 1 417       | 1 558       | 1 364       | 1 795       | 1 021       | 609         | 220            |
| PERCENT. . . . .                   | 100.0                          | 100.0       | 100.0        | 100.0       | 100.0       | 100.0       | 100.0       | 100.0       | 100.0       | 100.0       | 100.0       | 100.0          |
| SINGLE (NEVER MARRIED) . . . . .   | 25.7                           | 98.4        | 92.2         | 69.5        | 36.3        | 19.6        | 10.9        | 6.4         | 5.0         | 4.4         | 4.9         | 5.8            |
| MARRIED, SPOUSE PRESENT . . . . .  | 57.0                           | 0.8         | 5.5          | 25.7        | 53.1        | 66.4        | 71.7        | 75.6        | 77.2        | 76.3        | 64.6        | 38.4           |
| MARRIED, SPOUSE ABSENT . . . . .   | 2.8                            | 0.2         | 1.0          | 2.3         | 3.7         | 3.8         | 4.0         | 3.9         | 3.3         | 2.4         | 1.6         | 1.9            |
| SEPARATED . . . . .                | 1.9                            | -           | 0.4          | 1.5         | 2.7         | 2.6         | 3.0         | 3.0         | 2.2         | 1.5         | 0.9         | 0.5            |
| OTHER . . . . .                    | 0.9                            | 0.1         | 0.6          | 0.8         | 1.0         | 1.2         | 1.1         | 0.9         | 1.1         | 1.0         | 0.8         | 1.3            |
| WIDOWED . . . . .                  | 7.0                            | -           | 0.1          | 0.1         | 0.3         | 0.2         | 0.9         | 1.3         | 3.0         | 9.6         | 23.6        | 51.0           |
| DIVORCED . . . . .                 | 7.5                            | 0.7         | 1.1          | 2.3         | 6.6         | 9.9         | 12.5        | 12.8        | 11.5        | 7.2         | 5.2         | 3.0            |

**Table 1. Marital Status of Persons 15 Years and Over, by Age, Sex, Race, Hispanic Origin, and Metropolitan Residence: March 1988—Continued**

(NUMBERS IN THOUSANDS. FOR MEANING OF SYMBOLS, SEE TEXT)

| SUBJECT                            | TOTAL,<br>15 YEARS<br>AND OVER | AGE (YEARS) |              |             |             |             |             |             |             |             |             |                |
|------------------------------------|--------------------------------|-------------|--------------|-------------|-------------|-------------|-------------|-------------|-------------|-------------|-------------|----------------|
|                                    |                                | 15 TO<br>17 | 18 AND<br>19 | 20 TO<br>24 | 25 TO<br>29 | 30 TO<br>34 | 35 TO<br>39 | 40 TO<br>44 | 45 TO<br>54 | 55 TO<br>64 | 65 TO<br>74 | 75 AND<br>OVER |
| <b>METROPOLITAN--CONTINUED</b>     |                                |             |              |             |             |             |             |             |             |             |             |                |
| <b>WHITE--CONTINUED</b>            |                                |             |              |             |             |             |             |             |             |             |             |                |
| MALE . . . . .                     | 59 869                         | 3 350       | 2 273        | 6 160       | 7 228       | 7 243       | 6 218       | 5 290       | 7 653       | 6 706       | 5 137       | 2 610          |
| SINGLE (NEVER MARRIED) . . . . .   | 17 581                         | 3 322       | 2 174        | 4 802       | 3 157       | 1 786       | 659         | 391         | 407         | 322         | 250         | 111            |
| MARRIED, WIFE PRESENT . . . . .    | 35 446                         | 4           | 63           | 1 159       | 3 482       | 4 570       | 4 383       | 4 127       | 6 167       | 5 615       | 4 134       | 1 742          |
| MARRIED, WIFE ABSENT . . . . .     | 1 579                          | 3           | 16           | 112         | 202         | 267         | 258         | 183         | 232         | 140         | 95          | 70             |
| SEPARATED . . . . .                | 977                            | -           | 2            | 67          | 126         | 171         | 165         | 128         | 149         | 75          | 64          | 29             |
| OTHER . . . . .                    | 602                            | 3           | 14           | 45          | 76          | 96          | 93          | 54          | 83          | 65          | 31          | 42             |
| WIDOWED . . . . .                  | 1 459                          | -           | 1            | 2           | 14          | 10          | 34          | 20          | 82          | 229         | 440         | 627            |
| DIVORCED . . . . .                 | 3 804                          | 22          | 19           | 85          | 373         | 609         | 686         | 569         | 766         | 400         | 218         | 59             |
| PERCENT. . . . .                   | 100.0                          | 100.0       | 100.0        | 100.0       | 100.0       | 100.0       | 100.0       | 100.0       | 100.0       | 100.0       | 100.0       | 100.0          |
| SINGLE (NEVER MARRIED) . . . . .   | 29.4                           | 99.1        | 95.6         | 78.0        | 43.7        | 24.7        | 13.8        | 7.4         | 5.3         | 4.8         | 4.9         | 4.3            |
| MARRIED, WIFE PRESENT . . . . .    | 59.2                           | 0.1         | 2.8          | 18.8        | 48.2        | 63.1        | 70.5        | 78.0        | 80.6        | 83.7        | 80.5        | 66.7           |
| MARRIED, WIFE ABSENT . . . . .     | 2.6                            | 0.1         | 0.7          | 1.8         | 2.8         | 3.7         | 4.2         | 3.5         | 3.0         | 2.1         | 1.9         | 2.7            |
| SEPARATED . . . . .                | 1.6                            | -           | 0.1          | 1.1         | 1.7         | 2.4         | 2.7         | 2.4         | 1.9         | 1.1         | 1.2         | 1.1            |
| OTHER . . . . .                    | 1.0                            | 0.1         | 0.6          | 0.7         | 1.1         | 1.3         | 1.5         | 1.0         | 1.1         | 1.0         | 0.6         | 1.6            |
| WIDOWED . . . . .                  | 2.4                            | -           | 0.1          | -           | 0.2         | 0.1         | 0.5         | 0.4         | 1.1         | 3.4         | 8.6         | 24.6           |
| DIVORCED . . . . .                 | 6.4                            | 0.6         | 0.8          | 1.4         | 5.2         | 8.4         | 11.0        | 10.8        | 10.0        | 6.0         | 4.2         | 2.3            |
| FEMALE . . . . .                   | 64 295                         | 3 217       | 2 349        | 6 309       | 7 225       | 7 004       | 6 220       | 5 391       | 7 912       | 7 496       | 6 516       | 4 656          |
| SINGLE (NEVER MARRIED) . . . . .   | 14 283                         | 3 138       | 2 090        | 3 869       | 2 085       | 1 003       | 501         | 298         | 366         | 304         | 322         | 307            |
| MARRIED, HUSBAND PRESENT . . . . . | 35 369                         | 48          | 192          | 2 049       | 4 198       | 4 889       | 4 532       | 3 945       | 5 852       | 5 223       | 3 395       | 1 046          |
| MARRIED, HUSBAND ABSENT . . . . .  | 1 954                          | 9           | 31           | 179         | 330         | 278         | 240         | 236         | 282         | 207         | 96          | 66             |
| SEPARATED . . . . .                | 1 382                          | 3           | 16           | 123         | 257         | 205         | 202         | 191         | 200         | 137         | 37          | 11             |
| HUSBAND IN ARMED FORCES . . . . .  | 93                             | -           | 6            | 13          | 9           | 14          | 8           | 2           | 6           | 10          | 11          | 14             |
| OTHER . . . . .                    | 478                            | b           | 10           | 43          | 63          | 59          | 30          | 43          | 76          | 60          | 47          | 41             |
| WIDOWED . . . . .                  | 7 180                          | -           | 2            | 11          | 36          | 25          | 75          | 118         | 382         | 1 141       | 2 312       | 3 077          |
| DIVORCED . . . . .                 | 5 510                          | 22          | 34           | 200         | 576         | 808         | 873         | 795         | 1 030       | 621         | 392         | 161            |
| PERCENT. . . . .                   | 100.0                          | 100.0       | 100.0        | 100.0       | 100.0       | 100.0       | 100.0       | 100.0       | 100.0       | 100.0       | 100.0       | 100.0          |
| SINGLE (NEVER MARRIED) . . . . .   | 22.2                           | 97.6        | 89.0         | 61.3        | 28.9        | 14.3        | 8.1         | 5.5         | 4.6         | 4.1         | 4.9         | 6.6            |
| MARRIED, HUSBAND PRESENT . . . . . | 55.0                           | 1.5         | 8.2          | 32.5        | 58.1        | 69.8        | 72.9        | 73.2        | 74.0        | 69.7        | 52.1        | 22.5           |
| MARRIED, HUSBAND ABSENT . . . . .  | 3.0                            | 0.3         | 1.3          | 2.8         | 4.6         | 4.0         | 3.9         | 4.4         | 3.6         | 2.8         | 1.5         | 1.4            |
| SEPARATED . . . . .                | 2.2                            | 0.1         | 0.7          | 2.0         | 3.6         | 2.9         | 3.2         | 3.5         | 2.5         | 1.8         | 0.6         | 0.2            |
| HUSBAND IN ARMED FORCES . . . . .  | 0.1                            | -           | 0.3          | 0.2         | 0.1         | 0.2         | 0.1         | -           | 0.1         | 0.1         | 0.2         | 0.3            |
| OTHER . . . . .                    | 0.7                            | 0.2         | 0.4          | 0.7         | 0.9         | 0.8         | 0.5         | 0.8         | 1.0         | 0.8         | 0.7         | 0.9            |
| WIDOWED . . . . .                  | 11.2                           | -           | 0.1          | 0.2         | 0.5         | 0.4         | 1.2         | 2.2         | 4.8         | 15.2        | 35.5        | 66.1           |
| DIVORCED . . . . .                 | 8.6                            | 0.7         | 1.4          | 3.2         | 8.0         | 11.5        | 14.0        | 14.7        | 13.0        | 8.3         | 6.0         | 3.5            |
| <b>BLACK</b>                       |                                |             |              |             |             |             |             |             |             |             |             |                |
| BOTH SEXES . . . . .               | 17 524                         | 1 366       | 823          | 2 113       | 2 311       | 2 193       | 1 805       | 1 323       | 2 090       | 1 724       | 1 125       | 651            |
| SINGLE (NEVER MARRIED) . . . . .   | 6 971                          | 1 355       | 796          | 1 704       | 1 210       | 888         | 392         | 176         | 247         | 111         | 51          | 36             |
| MARRIED, SPOUSE PRESENT . . . . .  | 6 133                          | -           | 10           | 320         | 852         | 834         | 865         | 691         | 1 040       | 777         | 524         | 219            |
| MARRIED, SPOUSE ABSENT . . . . .   | 1 405                          | 8           | 7            | 52          | 118         | 221         | 209         | 190         | 277         | 219         | 69          | 35             |
| SEPARATED . . . . .                | 1 206                          | 1           | 2            | 34          | 103         | 190         | 183         | 170         | 245         | 182         | 62          | 33             |
| OTHER . . . . .                    | 199                            | 6           | 6            | 18          | 14          | 30          | 26          | 21          | 32          | 37          | 7           | 2              |
| WIDOWED . . . . .                  | 1 315                          | -           | -            | 8           | 2           | 19          | 32          | 31          | 160         | 360         | 363         | 340            |
| DIVORCED . . . . .                 | 1 701                          | 3           | 10           | 29          | 130         | 231         | 305         | 235         | 366         | 256         | 117         | 18             |
| PERCENT. . . . .                   | 100.0                          | 100.0       | 100.0        | 100.0       | 100.0       | 100.0       | 100.0       | 100.0       | 100.0       | 100.0       | 100.0       | 100.0          |
| SINGLE (NEVER MARRIED) . . . . .   | 39.8                           | 99.2        | 96.7         | 80.7        | 52.4        | 40.5        | 21.7        | 13.3        | 11.8        | 6.5         | 4.5         | 6.0            |
| MARRIED, SPOUSE PRESENT . . . . .  | 35.0                           | -           | 1.2          | 15.1        | 36.9        | 38.1        | 47.9        | 52.2        | 49.8        | 45.1        | 46.6        | 33.6           |
| MARRIED, SPOUSE ABSENT . . . . .   | 8.0                            | 0.6         | 0.9          | 2.5         | 5.1         | 10.1        | 11.6        | 14.4        | 13.2        | 12.7        | 6.2         | 5.4            |
| SEPARATED . . . . .                | 6.9                            | 0.1         | 0.2          | 1.6         | 4.5         | 8.7         | 10.2        | 12.8        | 11.7        | 10.6        | 5.6         | 5.0            |
| OTHER . . . . .                    | 1.1                            | 0.5         | 0.7          | 0.9         | 0.6         | 1.4         | 1.4         | 1.6         | 1.5         | 2.1         | 0.6         | 0.4            |
| WIDOWED . . . . .                  | 7.5                            | -           | -            | 0.4         | 0.1         | 0.9         | 1.8         | 2.3         | 7.7         | 20.9        | 32.3        | 52.3           |
| DIVORCED . . . . .                 | 9.7                            | 0.2         | 1.3          | 1.4         | 5.6         | 10.5        | 16.9        | 17.8        | 17.5        | 14.9        | 10.4        | 2.7            |
| MALE . . . . .                     | 7 961                          | 701         | 396          | 970         | 1 078       | 995         | 816         | 596         | 919         | 771         | 471         | 248            |
| SINGLE (NEVER MARRIED) . . . . .   | 3 412                          | 696         | 392          | 837         | 597         | 437         | 199         | 58          | 114         | 59          | 15          | 7              |
| MARRIED, WIFE PRESENT . . . . .    | 3 113                          | -           | -            | 113         | 412         | 389         | 427         | 378         | 527         | 409         | 309         | 149            |
| MARRIED, WIFE ABSENT . . . . .     | 488                            | 4           | -            | 4           | 35          | 59          | 63          | 75          | 102         | 91          | 33          | 22             |
| SEPARATED . . . . .                | 432                            | -           | -            | 2           | 32          | 52          | 58          | 62          | 95          | 79          | 33          | 19             |
| OTHER . . . . .                    | 56                             | 4           | -            | 2           | 3           | 7           | 5           | 13          | 7           | 12          | -           | 2              |
| WIDOWED . . . . .                  | 263                            | -           | -            | 6           | -           | 1           | 3           | 7           | 29          | 87          | 71          | 59             |
| DIVORCED . . . . .                 | 685                            | -           | 4            | 10          | 33          | 108         | 123         | 79          | 148         | 125         | 43          | 12             |
| PERCENT. . . . .                   | 100.0                          | 100.0       | 100.0        | 100.0       | 100.0       | 100.0       | 100.0       | 100.0       | 100.0       | 100.0       | 100.0       | 100.0          |
| SINGLE (NEVER MARRIED) . . . . .   | 42.9                           | 99.4        | 98.9         | 86.3        | 55.4        | 43.9        | 24.4        | 9.7         | 12.4        | 7.7         | 3.2         | 2.6            |
| MARRIED, WIFE PRESENT . . . . .    | 39.1                           | -           | -            | 11.6        | 38.2        | 39.2        | 52.4        | 63.4        | 57.3        | 53.0        | 65.6        | 59.9           |
| MARRIED, WIFE ABSENT . . . . .     | 6.1                            | 0.6         | -            | 0.4         | 3.3         | 5.9         | 7.7         | 12.5        | 11.1        | 11.8        | 7.0         | 8.8            |
| SEPARATED . . . . .                | 5.4                            | -           | -            | 0.3         | 2.9         | 5.2         | 7.1         | 10.3        | 10.3        | 10.2        | 7.0         | 7.9            |
| OTHER . . . . .                    | 0.7                            | 0.6         | -            | 0.2         | 0.3         | 0.7         | 0.6         | 2.2         | 0.8         | 1.6         | -           | 0.9            |
| WIDOWED . . . . .                  | 3.3                            | -           | -            | 0.6         | -           | 0.2         | 0.4         | 1.1         | 3.1         | 11.2        | 15.1        | 23.8           |
| DIVORCED . . . . .                 | 8.6                            | -           | 1.1          | 1.0         | 3.1         | 10.9        | 15.0        | 13.2        | 16.1        | 16.2        | 9.0         | 4.9            |

Table 1. Marital Status of Persons 15 Years and Over, by Age, Sex, Race, Hispanic Origin, and Metropolitan Residence: March 1988—Continued

[NUMBERS IN THOUSANDS. FOR MEANING OF SYMBOLS, SEE TEXT]

| SUBJECT                            | TOTAL,<br>15 YEARS<br>AND OVER | AGE (YEARS) |              |             |             |             |             |             |             |             |             |                |
|------------------------------------|--------------------------------|-------------|--------------|-------------|-------------|-------------|-------------|-------------|-------------|-------------|-------------|----------------|
|                                    |                                | 15 TO<br>17 | 18 AND<br>19 | 20 TO<br>24 | 25 TO<br>29 | 30 TO<br>34 | 35 TO<br>39 | 40 TO<br>44 | 45 TO<br>54 | 55 TO<br>64 | 65 TO<br>74 | 75 AND<br>OVER |
| METROPOLITAN--CONTINUED            |                                |             |              |             |             |             |             |             |             |             |             |                |
| BLACK--CONTINUED                   |                                |             |              |             |             |             |             |             |             |             |             |                |
| FEMALE . . . . .                   | 9 563                          | 665         | 427          | 1 142       | 1 234       | 1 198       | 989         | 727         | 1 171       | 953         | 653         | 403            |
| SINGLE (NEVER MARRIED) . . . . .   | 3 559                          | 658         | 404          | 867         | 613         | 451         | 193         | 118         | 133         | 52          | 36          | 33             |
| MARRIED, HUSBAND PRESENT . . . . . | 3 020                          | -           | 10           | 207         | 440         | 445         | 438         | 313         | 514         | 369         | 215         | 70             |
| MARRIED, HUSBAND ABSENT . . . . .  | 917                            | 4           | 7            | 48          | 82          | 162         | 146         | 116         | 175         | 128         | 36          | 13             |
| SEPARATED . . . . .                | 773                            | 1           | 2            | 31          | 71          | 139         | 125         | 108         | 150         | 103         | 29          | 13             |
| HUSBAND IN ARMED FORCES . . . . .  | 13                             | -           | -            | -           | 1           | 2           | 2           | 2           | -           | 4           | 4           | -              |
| OTHER . . . . .                    | 130                            | 2           | 6            | 16          | 10          | 22          | 19          | 6           | 25          | 20          | 3           | -              |
| WIDOWED . . . . .                  | 1 052                          | -           | -            | 2           | 2           | 17          | 29          | 24          | 131         | 274         | 292         | 281            |
| DIVORCED . . . . .                 | 1 016                          | 3           | 6            | 19          | 97          | 123         | 183         | 156         | 218         | 131         | 75          | 6              |
| PERCENT. . . . .                   | 100.0                          | 100.0       | 100.0        | 100.0       | 100.0       | 100.0       | 100.0       | 100.0       | 100.0       | 100.0       | 100.0       | 100.0          |
| SINGLE (NEVER MARRIED) . . . . .   | 37.2                           | 99.0        | 94.7         | 75.9        | 49.7        | 37.7        | 19.5        | 16.2        | 11.4        | 5.5         | 5.5         | 8.1            |
| MARRIED, HUSBAND PRESENT . . . . . | 31.6                           | -           | 2.3          | 18.1        | 35.6        | 37.1        | 44.3        | 43.1        | 43.9        | 38.7        | 32.9        | 17.4           |
| MARRIED, HUSBAND ABSENT . . . . .  | 9.6                            | 0.5         | 1.7          | 4.2         | 6.7         | 13.5        | 14.8        | 15.9        | 14.9        | 13.4        | 5.5         | 3.3            |
| SEPARATED . . . . .                | 8.1                            | 0.2         | 0.4          | 2.7         | 5.8         | 11.6        | 12.6        | 14.9        | 12.8        | 10.8        | 4.5         | 3.3            |
| HUSBAND IN ARMED FORCES . . . . .  | 0.1                            | -           | -            | -           | 0.1         | 0.1         | 0.2         | 0.2         | -           | 0.4         | 0.6         | -              |
| OTHER . . . . .                    | 1.4                            | 0.4         | 1.3          | 1.4         | 0.8         | 1.8         | 1.9         | 0.8         | 2.1         | 2.2         | 0.5         | -              |
| WIDOWED . . . . .                  | 11.0                           | -           | -            | 0.2         | 0.1         | 1.4         | 2.9         | 3.3         | 11.2        | 28.7        | 44.7        | 69.8           |
| DIVORCED . . . . .                 | 10.6                           | 0.5         | 1.4          | 1.7         | 7.9         | 10.3        | 18.5        | 21.5        | 18.6        | 13.8        | 11.4        | 1.4            |
| SPANISH ORIGIN <sup>1</sup>        |                                |             |              |             |             |             |             |             |             |             |             |                |
| BOTH SEXES . . . . .               | 12 642                         | 911         | 643          | 1 822       | 1 919       | 1 625       | 1 450       | 991         | 1 385       | 1 067       | 520         | 311            |
| SINGLE (NEVER MARRIED) . . . . .   | 4 084                          | 892         | 556          | 1 162       | 653         | 377         | 163         | 80          | 81          | 68          | 38          | 15             |
| MARRIED, SPOUSE PRESENT . . . . .  | 6 300                          | 16          | 65           | 547         | 1 037       | 955         | 954         | 682         | 974         | 670         | 282         | 118            |
| MARRIED, SPOUSE ABSENT . . . . .   | 908                            | 2           | 15           | 77          | 137         | 145         | 151         | 112         | 134         | 90          | 26          | 19             |
| SEPARATED . . . . .                | 543                            | -           | 13           | 41          | 70          | 83          | 92          | 84          | 82          | 51          | 16          | 12             |
| OTHER . . . . .                    | 364                            | 2           | 2            | 36          | 66          | 61          | 59          | 29          | 52          | 39          | 10          | 7              |
| WIDOWED . . . . .                  | 492                            | -           | -            | 2           | 5           | 9           | 12          | 16          | 46          | 141         | 124         | 137            |
| DIVORCED . . . . .                 | 858                            | 1           | 7            | 34          | 87          | 139         | 170         | 100         | 150         | 98          | 50          | 22             |
| PERCENT. . . . .                   | 100.0                          | 100.0       | 100.0        | 100.0       | 100.0       | 100.0       | 100.0       | 100.0       | 100.0       | 100.0       | 100.0       | 100.0          |
| SINGLE (NEVER MARRIED) . . . . .   | 32.3                           | 97.9        | 86.6         | 63.8        | 34.0        | 23.2        | 11.2        | 8.0         | 5.9         | 6.3         | 7.3         | 4.9            |
| MARRIED, SPOUSE PRESENT . . . . .  | 49.8                           | 1.8         | 10.1         | 30.0        | 54.1        | 58.8        | 65.8        | 68.9        | 70.3        | 62.8        | 54.3        | 37.8           |
| MARRIED, SPOUSE ABSENT . . . . .   | 7.2                            | 0.2         | 2.3          | 4.2         | 7.1         | 8.9         | 10.4        | 11.3        | 9.7         | 8.4         | 5.1         | 6.1            |
| SEPARATED . . . . .                | 4.3                            | -           | 2.0          | 2.2         | 3.7         | 5.1         | 6.3         | 8.4         | 5.9         | 4.8         | 3.1         | 3.7            |
| OTHER . . . . .                    | 2.9                            | 0.2         | 0.4          | 2.0         | 3.5         | 3.8         | 4.1         | 2.9         | 3.7         | 3.6         | 1.9         | 2.4            |
| WIDOWED . . . . .                  | 3.9                            | -           | -            | 0.1         | 0.3         | 0.6         | 0.8         | 1.6         | 3.3         | 13.2        | 23.8        | 44.2           |
| DIVORCED . . . . .                 | 6.8                            | 0.1         | 1.0          | 1.9         | 4.5         | 8.6         | 11.7        | 10.1        | 10.9        | 9.2         | 9.6         | 6.9            |
| MALE . . . . .                     |                                |             |              |             |             |             |             |             |             |             |             |                |
| SINGLE (NEVER MARRIED) . . . . .   | 6 285                          | 453         | 331          | 957         | 987         | 881         | 706         | 480         | 663         | 465         | 232         | 129            |
| MARRIED, WIFE PRESENT . . . . .    | 2 335                          | 453         | 316          | 705         | 392         | 250         | 85          | 45          | 34          | 34          | 14          | 8              |
| MARRIED, WIFE ABSENT . . . . .     | 3 090                          | -           | 13           | 209         | 520         | 491         | 449         | 343         | 491         | 336         | 161         | 77             |
| SEPARATED . . . . .                | 446                            | -           | 2            | 38          | 55          | 80          | 92          | 53          | 74          | 31          | 9           | 11             |
| OTHER . . . . .                    | 196                            | -           | 1            | 17          | 13          | 34          | 41          | 32          | 35          | 11          | 5           | 7              |
| WIDOWED . . . . .                  | 250                            | -           | 1            | 21          | 42          | 47          | 52          | 20          | 39          | 20          | 4           | 4              |
| DIVORCED . . . . .                 | 103                            | -           | -            | -           | -           | 2           | -           | 3           | 7           | 28          | 35          | 28             |
| PERCENT. . . . .                   | 100.0                          | 100.0       | 100.0        | 100.0       | 100.0       | 100.0       | 100.0       | 100.0       | 100.0       | 100.0       | 100.0       | 100.0          |
| SINGLE (NEVER MARRIED) . . . . .   | 37.1                           | 100.0       | 95.5         | 73.7        | 39.8        | 28.3        | 12.1        | 9.4         | 5.1         | 7.2         | 5.9         | 5.8            |
| MARRIED, WIFE PRESENT . . . . .    | 49.2                           | -           | 3.8          | 21.8        | 52.7        | 55.7        | 63.6        | 71.5        | 74.0        | 72.2        | 69.3        | 59.9           |
| MARRIED, WIFE ABSENT . . . . .     | 7.1                            | -           | 0.7          | 4.0         | 5.6         | 9.1         | 13.1        | 11.0        | 11.2        | 6.6         | 4.0         | 8.6            |
| SEPARATED . . . . .                | 3.1                            | -           | 0.3          | 1.7         | 1.3         | 3.8         | 5.8         | 6.7         | 5.2         | 2.3         | 2.4         | 5.8            |
| OTHER . . . . .                    | 4.0                            | -           | 0.4          | 2.2         | 4.3         | 5.3         | 7.3         | 4.2         | 5.9         | 4.3         | 1.6         | 2.8            |
| WIDOWED . . . . .                  | 1.6                            | -           | -            | -           | -           | 0.2         | -           | 0.6         | 1.0         | 6.1         | 15.1        | 22.0           |
| DIVORCED . . . . .                 | 4.9                            | -           | -            | 0.6         | 1.9         | 6.6         | 11.2        | 7.6         | 8.7         | 7.9         | 5.7         | 3.7            |
| FEMALE . . . . .                   |                                |             |              |             |             |             |             |             |             |             |             |                |
| SINGLE (NEVER MARRIED) . . . . .   | 1 750                          | 439         | 240          | 457         | 260         | 127         | 78          | 35          | 47          | 34          | 24          | 8              |
| MARRIED, HUSBAND PRESENT . . . . . | 3 210                          | 16          | 52           | 338         | 518         | 464         | 505         | 340         | 483         | 334         | 121         | 40             |
| MARRIED, HUSBAND ABSENT . . . . .  | 461                            | 2           | 13           | 39          | 82          | 64          | 59          | 60          | 60          | 59          | 17          | 8              |
| SEPARATED . . . . .                | 347                            | -           | 12           | 24          | 57          | 49          | 51          | 51          | 47          | 40          | 11          | 4              |
| HUSBAND IN ARMED FORCES . . . . .  | 3                              | -           | -            | 3           | -           | -           | -           | -           | -           | -           | -           | -              |
| OTHER . . . . .                    | 111                            | 2           | 1            | 11          | 24          | 15          | 8           | 9           | 13          | 19          | 6           | 4              |
| WIDOWED . . . . .                  | 389                            | -           | -            | 2           | 5           | 8           | 12          | 13          | 39          | 113         | 89          | 109            |
| DIVORCED . . . . .                 | 547                            | 1           | 7            | 29          | 68          | 81          | 91          | 64          | 93          | 61          | 37          | 17             |
| PERCENT. . . . .                   | 100.0                          | 100.0       | 100.0        | 100.0       | 100.0       | 100.0       | 100.0       | 100.0       | 100.0       | 100.0       | 100.0       | 100.0          |
| SINGLE (NEVER MARRIED) . . . . .   | 27.5                           | 95.9        | 77.1         | 52.8        | 27.9        | 17.1        | 10.5        | 6.8         | 6.5         | 5.6         | 8.4         | 4.2            |
| MARRIED, HUSBAND PRESENT . . . . . | 50.5                           | 3.5         | 16.7         | 39.1        | 55.5        | 62.4        | 67.9        | 66.5        | 66.9        | 55.6        | 42.1        | 22.1           |
| MARRIED, HUSBAND ABSENT . . . . .  | 7.3                            | 0.5         | 4.1          | 4.5         | 8.8         | 8.6         | 7.9         | 11.7        | 8.3         | 9.8         | 5.9         | 4.4            |
| SEPARATED . . . . .                | 5.5                            | -           | 3.8          | 2.8         | 6.1         | 6.6         | 6.9         | 10.0        | 6.5         | 6.7         | 3.8         | 2.3            |
| HUSBAND IN ARMED FORCES . . . . .  | 0.1                            | -           | -            | 0.4         | -           | -           | -           | -           | -           | -           | -           | -              |
| OTHER . . . . .                    | 1.7                            | 0.5         | 0.3          | 1.3         | 2.6         | 2.0         | 1.0         | 1.7         | 1.7         | 3.1         | 2.2         | 2.1            |
| WIDOWED . . . . .                  | 6.1                            | -           | -            | 0.3         | 0.5         | 1.0         | 1.6         | 2.5         | 5.4         | 18.7        | 30.9        | 60.0           |
| DIVORCED . . . . .                 | 8.6                            | 0.2         | 2.1          | 3.3         | 7.3         | 10.9        | 12.2        | 12.6        | 12.9        | 10.2        | 12.7        | 9.3            |

<sup>1</sup>PERSONS OF SPANISH ORIGIN MAY BE OF ANY RACE.

Table 2. Family Status of Persons 15 Years and Over, by Age, Sex, Race, Hispanic Origin, and Metropolitan-Nonmetropolitan Residence: March 1988

[NUMBERS IN THOUSANDS. FOR MEANING OF SYMBOLS, SEE TEXT]

| SUBJECT   | TOTAL,<br>15 YEARS<br>AND OVER | AGE (YEARS) |              |             |             |             |             |             |             |             |             |                |
|---|--------------------------------|-------------|--------------|-------------|-------------|-------------|-------------|-------------|-------------|-------------|-------------|----------------|
|   |                                | 15 TO<br>17 | 18 AND<br>19 | 20 TO<br>24 | 25 TO<br>29 | 30 TO<br>34 | 35 TO<br>39 | 40 TO<br>44 | 45 TO<br>54 | 55 TO<br>64 | 65 TO<br>74 | 75 AND<br>OVER |
| <b>UNITED STATES</b>                              |                                |             |              |             |             |             |             |             |             |             |             |                |
| <b>ALL RACES</b>                                  |                                |             |              |             |             |             |             |             |             |             |             |                |
| MALE  | 90 284                         | 5 508       | 3 581        | 9 254       | 10 669      | 10 651      | 9 321       | 7 755       | 11 520      | 10 186      | 7 736       | 4 101          |
| IN FAMILIES                                       | 74 821                         | 5 398       | 3 338        | 7 184       | 7 846       | 8 310       | 7 589       | 6 641       | 9 941       | 8 901       | 6 563       | 2 111          |
| HOUSEHOLDER                                       | 51 464                         | 20          | 77           | 1 733       | 4 953       | 6 416       | 6 379       | 5 892       | 9 035       | 8 181       | 6 023       | 2 754          |
| MARRIED, WIFE PRESENT                             | 48 748                         | 4           | 59           | 1 492       | 4 668       | 6 067       | 6 057       | 5 575       | 8 594       | 7 846       | 5 797       | 2 589          |
| OTHER   | 2 715                          | 16          | 18           | 241         | 285         | 349         | 322         | 317         | 440         | 336         | 226         | 165            |
| HUSBAND OF HOUSEHOLDER                            | 3 061                          | -           | 1            | 165         | 353         | 462         | 430         | 386         | 485         | 402         | 278         | 98             |
| IN RELATED SUBFAMILIES                            | 1 012                          | 115         | 27           | 144         | 186         | 129         | 84          | 56          | 83          | 64          | 77          | 48             |
| CHILD OF HOUSEHOLDER                              | 359                            | 15          | 20           | 74          | 82          | 67          | 47          | 19          | 20          | 11          | 3           | -              |
| MARRIED, WIFE PRESENT                             | 765                            | 3           | 15           | 113         | 156         | 101         | 61          | 51          | 75          | 63          | 77          | 48             |
| PARENT, NO WIFE PRESENT                           | 152                            | 17          | 8            | 31          | 30          | 28          | 24          | 5           | 8           | 1           | -           | -              |
| CHILD   | 95                             | 95          | -            | -           | -           | -           | -           | -           | -           | -           | -           | -              |
| CHILD OF HOUSEHOLDER, NOT IN RELATED SUBFAMILY    | 16 947                         | 5 085       | 3 010        | 4 688       | 2 034       | 1 024       | 532         | 229         | 243         | 79          | 22          | -              |
| OTHER, NOT IN RELATED SUBFAMILY                   | 2 338                          | 177         | 223          | 454         | 321         | 278         | 163         | 77          | 96          | 175         | 163         | 211            |
| IN UNRELATED SUBFAMILIES                          | 209                            | 43          | 27           | 50          | 27          | 29          | 9           | 10          | 6           | 4           | 1           | 4              |
| MARRIED, WIFE PRESENT                             | 38                             | -           | 9            | 9           | 9           | 7           | 2           | 3           | 2           | 2           | -           | 4              |
| OTHER REFERENCE PERSON                            | 46                             | 6           | 2            | 7           | 9           | 8           | 3           | 5           | 3           | 2           | 1           | -              |
| CHILD   | 34                             | 34          | -            | -           | -           | -           | -           | -           | -           | -           | -           | -              |
| OTHER, IN UNRELATED SUBFAMILY                     | 90                             | 2           | 25           | 33          | 8           | 14          | 4           | 2           | 1           | 1           | -           | -              |
| NOT IN FAMILIES                                   | 15 254                         | 67          | 216          | 2 020       | 2 797       | 2 312       | 1 724       | 1 105       | 1 574       | 1 281       | 1 172       | 986            |
| NONFAMILY HOUSEHOLDER                             | 11 310                         | 12          | 102          | 1 151       | 1 846       | 1 564       | 1 296       | 910         | 1 260       | 1 146       | 1 089       | 934            |
| OTHER UNRELATED PERSONS IN HHLS IN GROUP QUARTERS | 3 716                          | 47          | 97           | 830         | 918         | 714         | 405         | 183         | 281         | 129         | 78          | 35             |
|   | 228                            | 9           | 16           | 40          | 33          | 35          | 23          | 11          | 33          | 6           | 4           | 17             |
| FEMALE  | 98 168                         | 5 267       | 3 640        | 9 586       | 10 854      | 10 795      | 9 533       | 8 073       | 12 275      | 11 456      | 9 736       | 6 955          |
| IN FAMILIES                                       | 79 993                         | 5 148       | 3 291        | 7 756       | 8 886       | 9 397       | 8 590       | 7 284       | 10 818      | 9 311       | 6 340       | 3 171          |
| HOUSEHOLDER                                       | 13 669                         | 23          | 102          | 971         | 1 623       | 2 016       | 1 880       | 1 701       | 2 104       | 1 525       | 997         | 727            |
| MARRIED, HUSBAND PRESENT                          | 3 061                          | 3           | 20           | 228         | 417         | 486         | 426         | 390         | 474         | 370         | 191         | 54             |
| OTHER   | 10 608                         | 19          | 82           | 743         | 1 207       | 1 530       | 1 454       | 1 311       | 1 629       | 1 155       | 806         | 673            |
| WIFE OF HOUSEHOLDER                               | 48 748                         | 51          | 240          | 2 720       | 5 654       | 6 684       | 6 281       | 5 294       | 8 244       | 7 269       | 4 762       | 1 550          |
| IN RELATED SUBFAMILIES                            | 2 350                          | 253         | 219          | 579         | 500         | 273         | 162         | 101         | 90          | 77          | 57          | 38             |
| CHILD OF HOUSEHOLDER                              | 1 473                          | 125         | 172          | 427         | 340         | 183         | 112         | 61          | 34          | 12          | 4           | 2              |
| MARRIED, HUSBAND PRESENT                          | 765                            | 20          | 29           | 158         | 149         | 76          | 49          | 53          | 66          | 73          | 56          | 37             |
| PARENT, NO HUSBAND PRESENT                        | 1 480                          | 128         | 190          | 421         | 351         | 198         | 113         | 48          | 25          | 5           | 1           | 2              |
| CHILD   | 104                            | 104         | -            | -           | -           | -           | -           | -           | -           | -           | -           | -              |
| CHILD OF HOUSEHOLDER, NOT IN RELATED SUBFAMILY    | 12 394                         | 4 649       | 2 580        | 3 219       | 931         | 337         | 210         | 120         | 194         | 117         | 36          | -              |
| OTHER, NOT IN RELATED SUBFAMILY                   | 2 832                          | 173         | 151          | 267         | 178         | 87          | 56          | 68          | 186         | 323         | 488         | 855            |
| IN UNRELATED SUBFAMILIES                          | 568                            | 33          | 28           | 113         | 143         | 91          | 65          | 45          | 33          | 10          | 4           | 2              |
| MARRIED, HUSBAND PRESENT                          | 38                             | 1           | 2            | 6           | 7           | 10          | -           | 6           | 1           | 3           | -           | 2              |
| OTHER REFERENCE PERSON                            | 452                            | 3           | 10           | 89          | 134         | 79          | 63          | 38          | 29          | 4           | 4           | -              |
| CHILD   | 27                             | 27          | -            | -           | -           | -           | -           | -           | -           | -           | -           | -              |
| OTHER, IN UNRELATED SUBFAMILY                     | 51                             | 3           | 15           | 19          | 2           | 2           | 1           | 3           | 3           | -           | -           | -              |
| NOT IN FAMILIES                                   | 17 607                         | 86          | 321          | 1 716       | 1 826       | 1 307       | 878         | 743         | 1 423       | 2 135       | 3 392       | 3 781          |
| NONFAMILY HOUSEHOLDER                             | 14 624                         | 16          | 102          | 920         | 1 192       | 974         | 661         | 604         | 1 232       | 1 994       | 3 300       | 3 630          |
| OTHER UNRELATED PERSONS IN HHLS IN GROUP QUARTERS | 2 806                          | 67          | 216          | 777         | 626         | 325         | 210         | 124         | 183         | 126         | 69          | 84             |
|   | 177                            | 4           | 3            | 19          | 8           | 8           | 6           | 16          | 8           | 15          | 22          | 67             |
| <b>WHITE</b>                                      |                                |             |              |             |             |             |             |             |             |             |             |                |
| MALE  | 77 823                         | 4 447       | 2 952        | 7 746       | 9 051       | 9 108       | 8 027       | 6 796       | 10 014      | 9 034       | 6 967       | 3 682          |
| IN FAMILIES                                       | 64 892                         | 4 367       | 2 754        | 5 939       | 6 634       | 7 169       | 6 582       | 5 882       | 8 765       | 8 011       | 5 971       | 2 819          |
| HOUSEHOLDER                                       | 46 335                         | 18          | 72           | 1 520       | 4 367       | 5 782       | 5 669       | 5 285       | 8 064       | 7 527       | 5 534       | 2 499          |
| MARRIED, WIFE PRESENT                             | 44 170                         | 4           | 59           | 1 337       | 4 133       | 5 502       | 5 417       | 5 019       | 7 727       | 7 255       | 5 344       | 2 372          |
| OTHER   | 2 165                          | 14          | 13           | 182         | 234         | 280         | 252         | 266         | 336         | 272         | 190         | 126            |
| HUSBAND OF HOUSEHOLDER                            | 2 465                          | -           | 1            | 148         | 280         | 369         | 333         | 295         | 397         | 327         | 234         | 80             |
| IN RELATED SUBFAMILIES                            | 782                            | 77          | 27           | 119         | 158         | 92          | 69          | 45          | 72          | 45          | 40          | 38             |
| CHILD OF HOUSEHOLDER                              | 303                            | 13          | 20           | 60          | 70          | 55          | 39          | 15          | 17          | 11          | 2           | -              |
| MARRIED, WIFE PRESENT                             | 601                            | 3           | 19           | 101         | 132         | 67          | 51          | 42          | 64          | 43          | 40          | 38             |
| PARENT, NO WIFE PRESENT                           | 120                            | 13          | 8            | 18          | 26          | 25          | 18          | 3           | 8           | 1           | -           | -              |
| CHILD   | 61                             | 61          | -            | -           | -           | -           | -           | -           | -           | -           | -           | -              |
| CHILD OF HOUSEHOLDER, NOT IN RELATED SUBFAMILY    | 13 717                         | 4 155       | 2 503        | 3 846       | 1 628       | 745         | 409         | 199         | 174         | 40          | 18          | -              |
| OTHER, NOT IN RELATED SUBFAMILY                   | 1 593                          | 116         | 151          | 306         | 201         | 181         | 102         | 58          | 58          | 72          | 145         | 201            |
| IN UNRELATED SUBFAMILIES                          | 163                            | 30          | 16           | 48          | 22          | 17          | 9           | 7           | 3           | 4           | 1           | 4              |
| MARRIED, WIFE PRESENT                             | 35                             | -           | 9            | 9           | 9           | 5           | 3           | 1           | 2           | -           | -           | 4              |
| OTHER REFERENCE PERSON                            | 36                             | 2           | 7            | 7           | 7           | 8           | 3           | 2           | 1           | 2           | 1           | -              |
| CHILD   | 26                             | 26          | -            | -           | -           | -           | -           | -           | -           | -           | -           | -              |
| OTHER, IN UNRELATED SUBFAMILY                     | 66                             | 2           | 15           | 32          | 6           | 4           | 2           | 1           | 1           | 1           | -           | -              |
| NOT IN FAMILIES                                   | 12 768                         | 50          | 182          | 1 758       | 2 394       | 1 921       | 1 435       | 906         | 1 246       | 1 019       | 995         | 860            |
| NONFAMILY HOUSEHOLDER                             | 9 592                          | 3           | 94           | 1 022       | 1 593       | 1 338       | 1 083       | 744         | 1 032       | 952         | 919         | 811            |
| OTHER UNRELATED PERSONS IN HHLS IN GROUP QUARTERS | 3 037                          | 40          | 83           | 721         | 778         | 562         | 341         | 154         | 192         | 61          | 71          | 31             |
|   | 139                            | 6           | 5            | 15          | 24          | 21          | 12          | 8           | 22          | 6           | 4           | 16             |
| FEMALE  | 83 518                         | 4 249       | 2 975        | 7 880       | 9 019       | 8 970       | 8 033       | 6 929       | 10 434      | 10 040      | 8 679       | 6 310          |
| IN FAMILIES                                       | 67 664                         | 4 171       | 2 673        | 6 258       | 7 295       | 7 774       | 7 255       | 6 278       | 9 221       | 8 256       | 5 664       | 2 819          |
| HOUSEHOLDER                                       | 9 709                          | 20          | 71           | 647         | 1 082       | 1 317       | 1 336       | 1 261       | 1 452       | 1 134       | 802         | 587            |
| MARRIED, HUSBAND PRESENT                          | 2 474                          | 3           | 20           | 188         | 337         | 380         | 345         | 311         | 369         | 308         | 165         | 45             |
| OTHER   | 7 235                          | 17          | 51           | 458         | 745         | 936         | 990         | 950         | 1 083       | 825         | 637         | 542            |
| WIFE OF HOUSEHOLDER                               | 44 074                         | 48          | 223          | 2 436       | 5 018       | 5 956       | 5 601       | 4 776       | 7 421       | 6 722       | 4 427       | 1 446          |
| IN RELATED SUBFAMILIES                            | 1 409                          | 138         | 95           | 333         | 295         | 178         | 103         | 84          | 71          | 51          | 31          | 29             |
| CHILD OF HOUSEHOLDER                              | 820                            | 60          | 72           | 225         | 186         | 116         | 70          | 51          | 25          | 9           | 4           | 2              |
| MARRIED, HUSBAND PRESENT                          | 602                            | 20          | 25           | 139         | 114         | 56          | 41          | 48          | 52          | 47          | 30          | 28             |
| PARENT, NO HUSBAND PRESENT                        | 743                            | 54          | 70           | 194         | 181         | 122         | 62          | 35          | 19          | 4           | 1           | 2              |
| CHILD   | 64                             | 64          | -            | -           | -           | -           | -           | -           | -           | -           | -           | -              |
| CHILD OF HOUSEHOLDER, NOT IN RELATED SUBFAMILY    | 10 315                         | 3 863       | 2 186        | 2 655       | 761         | 272         | 181         | 107         | 163         | 99          | 28          | -              |
| OTHER, NOT IN RELATED SUBFAMILY                   | 2 158                          | 101         | 99           | 187         | 138         | 52          | 34          | 50          | 113         | 250         | 377         | 757            |
| IN UNRELATED SUBFAMILIES                          | 425                            | 17          | 20           | 86          | 108         | 74          | 44          | 42          | 20          | 8           | 3           | 2              |
| MARRIED, HUSBAND PRESENT                          | 35                             | 1           | 2            | 6           | 6           | 10          | -           | 5           | 1           | 3           | -           | 2              |
| OTHER REFERENCE PERSON                            | 339                            | 3           | 8            | 63          | 101         | 62          | 43          | 36          | 19          | 1           | 3           | -              |
| CHILD   | 14                             | 14          | -            | -           | -           | -           | -           | -           | -           | -           | -           | -              |
| OTHER, IN UNRELATED SUBFAMILY                     | 37                             | -           | 10           | 17          | 2           | 2           | 1           | 1           | 3           | -           | -           | -              |
| NOT IN FAMILIES                                   | 15 428                         | 61          | 281          | 1 536       | 1 616       | 1 122       | 734         | 608         | 1 192       | 1 776       | 3 013       | 3 489          |
| NONFAMILY HOUSEHOLDER                             | 12 834                         | 9           | 88           | 832         | 1 046       | 841         | 559         | 489         | 1 029       | 1 657       | 2 932       | 3 351          |
| OTHER UNRELATED PERSONS IN HHLS IN GROUP QUARTERS | 2 441                          | 48          | 192          | 693         | 564         | 273         | 170         | 106         | 159         | 104         | 61          | 70             |
|   | 154                            | 4           | 2            | 11          | 6           | 8           | 5           | 13          | 4           | 15          | 19          | 67             |

Table 2. Family Status of Persons 15 Years and Over, by Age, Sex, Race, Hispanic Origin, and Metropolitan-Nonmetropolitan Residence: March 1988—Continued

[NUMBERS IN THOUSANDS. FOR MEANING OF SYMBOLS, SEE TEXT]

| SUBJECT  | TOTAL,<br>15 YEARS<br>AND OVER | AGE (YEARS) |              |             |             |             |             |             |             |             |             |                |
|--|--------------------------------|-------------|--------------|-------------|-------------|-------------|-------------|-------------|-------------|-------------|-------------|----------------|
|  |                                | 15 TO<br>17 | 18 AND<br>19 | 20 TO<br>24 | 25 TO<br>29 | 30 TO<br>34 | 35 TO<br>39 | 40 TO<br>44 | 45 TO<br>54 | 55 TO<br>64 | 65 TO<br>74 | 75 AND<br>OVER |
| <b>UNITED STATES--CONTINUED</b>                |                                |             |              |             |             |             |             |             |             |             |             |                |
| <b>BLACK</b>                                   |                                |             |              |             |             |             |             |             |             |             |             |                |
| MALE   | 9 603                          | 843         | 501          | 1 192       | 1 240       | 1 178       | 958         | 707         | 1 108       | 916         | 611         | 349            |
| IN FAMILIES                                    | 7 487                          | 827         | 467          | 993         | 926         | 851         | 720         | 531         | 812         | 677         | 446         | 236            |
| HOUSEHOLDER                                    | 3 621                          | 2           | 3            | 165         | 440         | 427         | 476         | 411         | 634         | 465         | 389         | 209            |
| MARRIED, WIFE PRESENT                          | 3 200                          | -           | -            | 116         | 401         | 378         | 416         | 380         | 559         | 413         | 357         | 180            |
| OTHER  | 421                            | 2           | 3            | 49          | 39          | 48          | 61          | 31          | 75          | 52          | 32          | 28             |
| HUSBAND OF HOUSEHOLDER                         | 495                            | -           | -            | 15          | 68          | 71          | 72          | 77          | 62          | 42          | 15          | -              |
| IN RELATED SUBFAMILIES                         | 129                            | 37          | -            | 15          | 15          | 28          | 11          | 5           | 1           | 11          | 2           | 3              |
| CHILD OF HOUSEHOLDER                           | 32                             | 2           | -            | 11          | 4           | 7           | 5           | 2           | -           | -           | -           | -              |
| MARRIED, WIFE PRESENT                          | 70                             | -           | -            | 4           | 12          | 26          | 6           | 5           | 1           | 11          | 2           | 3              |
| PARENT, NO WIFE PRESENT                        | 26                             | 4           | -            | 11          | 3           | 3           | 5           | -           | -           | -           | -           | -              |
| CHILD  | 32                             | 32          | -            | -           | -           | -           | -           | -           | -           | -           | -           | -              |
| CHILD OF HOUSEHOLDER, NOT IN RELATED SUBFAMILY | 2 644                          | 733         | 405          | 676         | 328         | 257         | 109         | 27          | 69          | 38          | 2           | -              |
| OTHER, NOT IN RELATED SUBFAMILY                | 599                            | 55          | 58           | 122         | 75          | 68          | 51          | 17          | 31          | 101         | 11          | 8              |
| IN UNRELATED SUBFAMILIES                       | 40                             | 12          | 11           | 1           | 4           | 9           | -           | 3           | 1           | -           | -           | -              |
| MARRIED, WIFE PRESENT                          | -                              | -           | -            | -           | -           | -           | -           | -           | -           | -           | -           | -              |
| OTHER REFERENCE PERSON                         | 10                             | 5           | -            | -           | 1           | -           | -           | 3           | 1           | -           | -           | -              |
| CHILD  | 7                              | 7           | -            | -           | -           | -           | -           | -           | -           | -           | -           | -              |
| OTHER, IN UNRELATED SUBFAMILY                  | 23                             | -           | 11           | 1           | 3           | 9           | -           | -           | -           | -           | -           | -              |
| NOT IN FAMILIES                                | 2 075                          | 5           | 23           | 197         | 310         | 318         | 238         | 173         | 295         | 238         | 164         | 113            |
| NONFAMILY HOUSEHOLDER                          | 1 429                          | -           | 8            | 91          | 197         | 170         | 170         | 143         | 205         | 173         | 161         | 111            |
| OTHER UNRELATED PERSONS IN HHLS                | 582                            | 2           | 8            | 90          | 110         | 137         | 56          | 26          | 82          | 65          | 4           | 2              |
| IN GROUP QUARTERS                              | 64                             | 3           | 7            | 17          | 2           | 11          | 11          | 3           | 8           | -           | -           | -              |
| FEMALE   | 11 618                         | 829         | 542          | 1 384       | 1 461       | 1 392       | 1 164       | 871         | 1 393       | 1 158       | 865         | 559            |
| IN FAMILIES                                    | 9 630                          | 798         | 504          | 1 237       | 1 263       | 1 221       | 1 038       | 744         | 1 179       | 821         | 526         | 299            |
| HOUSEHOLDER                                    | 3 556                          | 2           | 30           | 300         | 484         | 633         | 496         | 381         | 554         | 367         | 181         | 127            |
| MARRIED, HUSBAND PRESENT                       | 482                            | -           | -            | 38          | 56          | 84          | 64          | 65          | 90          | 56          | 22          | 7              |
| OTHER  | 3 074                          | 2           | 30           | 263         | 428         | 549         | 432         | 316         | 464         | 311         | 159         | 121            |
| WIFE OF HOUSEHOLDER                            | 3 121                          | -           | 13           | 204         | 436         | 436         | 445         | 322         | 528         | 385         | 259         | 94             |
| IN RELATED SUBFAMILIES                         | 804                            | 106         | 118          | 227         | 181         | 82          | 55          | 16          | 7           | 8           | 4           | 1              |
| CHILD OF HOUSEHOLDER                           | 611                            | 60          | 98           | 188         | 146         | 59          | 41          | 10          | 6           | 4           | -           | -              |
| MARRIED, HUSBAND PRESENT                       | 66                             | -           | -            | 11          | 19          | 13          | 5           | 3           | 8           | 4           | 4           | 1              |
| PARENT, NO HUSBAND PRESENT                     | 701                            | 68          | 118          | 216         | 162         | 69          | 50          | 13          | 4           | -           | -           | -              |
| CHILD  | 37                             | 37          | -            | -           | -           | -           | -           | -           | -           | -           | -           | -              |
| CHILD OF HOUSEHOLDER, NOT IN RELATED SUBFAMILY | 1 637                          | 623         | 298          | 443         | 129         | 51          | 27          | 10          | 30          | 18          | 9           | -              |
| OTHER, NOT IN RELATED SUBFAMILY                | 511                            | 67          | 45           | 63          | 32          | 20          | 15          | 15          | 60          | 44          | 74          | 77             |
| IN UNRELATED SUBFAMILIES                       | 123                            | 16          | 6            | 24          | 33          | 13          | 19          | -           | 12          | -           | -           | -              |
| MARRIED, HUSBAND PRESENT                       | -                              | -           | -            | -           | -           | -           | -           | -           | -           | -           | -           | -              |
| OTHER REFERENCE PERSON                         | 99                             | -           | 2            | 24          | 33          | 13          | 19          | -           | 9           | -           | -           | -              |
| CHILD  | 13                             | 13          | -            | -           | -           | -           | -           | -           | -           | -           | -           | -              |
| OTHER, IN UNRELATED SUBFAMILY                  | 11                             | 3           | 5            | -           | -           | -           | -           | -           | 3           | -           | -           | -              |
| NOT IN FAMILIES                                | 1 866                          | 16          | 32           | 124         | 166         | 158         | 197         | 127         | 201         | 337         | 339         | 260            |
| NONFAMILY HOUSEHOLDER                          | 1 580                          | 4           | 10           | 59          | 121         | 119         | 78          | 111         | 182         | 318         | 332         | 247            |
| OTHER UNRELATED PERSONS IN HHLS                | 274                            | 11          | 20           | 63          | 42          | 39          | 27          | 16          | 17          | 19          | 6           | 14             |
| IN GROUP QUARTERS                              | 11                             | -           | 2            | 3           | 3           | -           | 2           | -           | 2           | -           | -           | -              |
| <b>SPANISH ORIGIN<sup>1</sup></b>              |                                |             |              |             |             |             |             |             |             |             |             |                |
| MALE   | 6 776                          | 495         | 353          | 1 038       | 1 060       | 940         | 750         | 527         | 715         | 499         | 251         | 147            |
| IN FAMILIES                                    | 5 521                          | 478         | 325          | 794         | 826         | 712         | 618         | 437         | 588         | 419         | 208         | 117            |
| HOUSEHOLDER                                    | 3 253                          | 3           | 5            | 236         | 504         | 525         | 470         | 366         | 515         | 377         | 170         | 84             |
| MARRIED, WIFE PRESENT                          | 2 941                          | -           | 2            | 178         | 464         | 473         | 431         | 343         | 476         | 339         | 155         | 79             |
| OTHER  | 312                            | 3           | 2            | 58          | 40          | 52          | 38          | 22          | 39          | 37          | 16          | 5              |
| HUSBAND OF HOUSEHOLDER                         | 256                            | -           | -            | 24          | 53          | 41          | 42          | 29          | 35          | 19          | 12          | 1              |
| IN RELATED SUBFAMILIES                         | 156                            | 7           | 14           | 33          | 41          | 13          | 9           | 5           | 16          | 3           | 7           | 7              |
| CHILD OF HOUSEHOLDER                           | 52                             | 1           | 9            | 20          | 11          | 5           | 5           | 1           | -           | -           | -           | -              |
| MARRIED, WIFE PRESENT                          | 128                            | -           | 11           | 30          | 37          | 11          | 4           | 3           | 15          | 3           | 7           | 7              |
| PARENT, NO WIFE PRESENT                        | 21                             | -           | 3            | 3           | 4           | 2           | 5           | 2           | 1           | -           | -           | -              |
| CHILD  | 7                              | 7           | -            | -           | -           | -           | -           | -           | -           | -           | -           | -              |
| CHILD OF HOUSEHOLDER, NOT IN RELATED SUBFAMILY | 1 492                          | 445         | 269          | 419         | 163         | 83          | 74          | 23          | 11          | 5           | -           | -              |
| OTHER, NOT IN RELATED SUBFAMILY                | 364                            | 23          | 38           | 82          | 65          | 50          | 24          | 14          | 10          | 15          | 19          | 25             |
| IN UNRELATED SUBFAMILIES                       | 43                             | 1           | 6            | 10          | 10          | 6           | 3           | 5           | 2           | -           | -           | -              |
| MARRIED, WIFE PRESENT                          | 14                             | -           | -            | 4           | 2           | 5           | 1           | 1           | 1           | -           | -           | -              |
| OTHER REFERENCE PERSON                         | 10                             | -           | 2            | -           | 4           | 1           | -           | 2           | 1           | -           | -           | -              |
| CHILD  | 1                              | 1           | -            | -           | -           | -           | -           | -           | -           | -           | -           | -              |
| OTHER, IN UNRELATED SUBFAMILY                  | 18                             | -           | 5            | 6           | 4           | -           | 2           | 2           | -           | -           | -           | -              |
| NOT IN FAMILIES                                | 1 211                          | 16          | 22           | 235         | 224         | 223         | 129         | 85          | 125         | 80          | 43          | 29             |
| NONFAMILY HOUSEHOLDER                          | 612                            | -           | 3            | 97          | 102         | 96          | 58          | 49          | 75          | 70          | 36          | 25             |
| OTHER UNRELATED PERSONS IN HHLS                | 574                            | 12          | 15           | 137         | 116         | 126         | 70          | 36          | 39          | 10          | 7           | 5              |
| IN GROUP QUARTERS                              | 25                             | 3           | 4            | -           | 6           | -           | 1           | -           | 11          | -           | -           | -              |
| FEMALE   | 6 831                          | 506         | 337          | 937         | 984         | 800         | 803         | 544         | 773         | 643         | 309         | 196            |
| IN FAMILIES                                    | 6 054                          | 492         | 315          | 821         | 868         | 722         | 756         | 497         | 716         | 517         | 227         | 123            |
| HOUSEHOLDER                                    | 1 335                          | 4           | 25           | 144         | 217         | 190         | 204         | 153         | 197         | 133         | 52          | 15             |
| MARRIED, HUSBAND PRESENT                       | 263                            | -           | 8            | 28          | 54          | 37          | 38          | 33          | 39          | 20          | 5           | -              |
| OTHER  | 1 072                          | 4           | 17           | 115         | 164         | 153         | 166         | 121         | 158         | 113         | 46          | 15             |
| WIFE OF HOUSEHOLDER                            | 3 080                          | 9           | 42           | 291         | 482         | 460         | 510         | 320         | 473         | 326         | 127         | 39             |
| IN RELATED SUBFAMILIES                         | 330                            | 34          | 28           | 103         | 64          | 29          | 22          | 15          | 16          | 10          | -           | 8              |
| CHILD OF HOUSEHOLDER                           | 168                            | 15          | 17           | 60          | 35          | 21          | 12          | 6           | 1           | 1           | -           | 1              |
| MARRIED, HUSBAND PRESENT                       | 125                            | 9           | 8            | 44          | 18          | 6           | 5           | 11          | 6           | 4           | -           | 6              |
| PARENT, NO HUSBAND PRESENT                     | 193                            | 13          | 21           | 59          | 46          | 24          | 16          | 4           | 5           | 4           | -           | 1              |
| CHILD  | 12                             | 12          | -            | -           | -           | -           | -           | -           | -           | -           | -           | -              |
| CHILD OF HOUSEHOLDER, NOT IN RELATED SUBFAMILY | 1 004                          | 418         | 204          | 247         | 75          | 27          | 16          | 3           | 7           | 4           | 4           | -              |
| OTHER, NOT IN RELATED SUBFAMILY                | 305                            | 27          | 15           | 35          | 29          | 16          | 4           | 6           | 23          | 45          | 44          | 61             |
| IN UNRELATED SUBFAMILIES                       | 56                             | 2           | 4            | 10          | 16          | 8           | 2           | 5           | 6           | 4           | -           | -              |
| MARRIED, HUSBAND PRESENT                       | 15                             | -           | -            | 6           | 3           | 2           | 1           | 1           | 1           | -           | -           | -              |
| OTHER REFERENCE PERSON                         | 35                             | -           | 2            | 4           | 13          | 5           | 2           | 4           | 5           | 1           | -           | -              |
| CHILD  | 2                              | 2           | -            | -           | -           | -           | -           | -           | -           | -           | -           | -              |
| OTHER, IN UNRELATED SUBFAMILY                  | 5                              | -           | 2            | -           | -           | -           | -           | -           | -           | 3           | -           | -              |
| NOT IN FAMILIES                                | 721                            | 12          | 18           | 106         | 100         | 71          | 45          | 42          | 52          | 121         | 82          | 73             |
| NONFAMILY HOUSEHOLDER                          | 497                            | 1           | 3            | 39          | 59          | 43          | 35          | 29          | 38          | 107         | 73          | 70             |
| OTHER UNRELATED PERSONS IN HHLS                | 221                            | 11          | 15           | 65          | 41          | 27          | 10          | 12          | 14          | 13          | 9           | 3              |
| IN GROUP QUARTERS                              | 3                              | -           | -            | 2           | -           | -           | -           | -           | -           | -           | -           | -              |

<sup>1</sup> PERSONS OF SPANISH ORIGIN MAY BE OF ANY RACE.

Table 2. Family Status of Persons 15 Years and Over, by Age, Sex, Race, Hispanic Origin, and Metropolitan-Nonmetropolitan Residence: March 1988—Continued

(NUMBERS IN THOUSANDS. FOR MEANING OF SYMBOLS, SEE TEXT)

| SUBJECT   | TOTAL,<br>15 YEARS<br>AND OVER | AGE (YEARS) |              |             |             |             |             |             |             |             |             |                |
|---|--------------------------------|-------------|--------------|-------------|-------------|-------------|-------------|-------------|-------------|-------------|-------------|----------------|
|   |                                | 15 TO<br>17 | 18 AND<br>19 | 20 TO<br>24 | 25 TO<br>29 | 30 TO<br>34 | 35 TO<br>39 | 40 TO<br>44 | 45 TO<br>54 | 55 TO<br>64 | 65 TO<br>74 | 75 AND<br>OVER |
| <b>METROPOLITAN</b>   |                                |             |              |             |             |             |             |             |             |             |             |                |
| <b>ALL RACES</b>  |                                |             |              |             |             |             |             |             |             |             |             |                |
| <b>MALE</b>   |                                |             |              |             |             |             |             |             |             |             |             |                |
| IN FAMILIES . . . . .                                       | 70 337                         | 4 241       | 2 783        | 7 410       | 8 646       | 8 558       | 7 328       | 6 111       | 8 931       | 7 673       | 5 747       | 2 911          |
| HOUSEHOLDER . . . . .                                       | 57 526                         | 4 147       | 2 579        | 5 635       | 6 208       | 6 539       | 5 847       | 5 176       | 7 641       | 6 668       | 4 893       | 2 191          |
| MARRIED, WIFE PRESENT . . . . .                             | 38 876                         | 13          | 51           | 1 299       | 3 797       | 4 872       | 4 872       | 4 574       | 6 902       | 6 074       | 4 438       | 1 921          |
| OTHER . . . . .   | 36 692                         | 4           | 46           | 1 088       | 3 567       | 4 644       | 4 625       | 4 320       | 6 538       | 5 799       | 4 251       | 1 809          |
| HUSBAND OF HOUSEHOLDER . . . . .                            | 2 184                          | 9           | 15           | 211         | 229         | 281         | 247         | 255         | 364         | 275         | 188         | 112            |
| IN RELATED SUBFAMILIES . . . . .                            | 2 577                          | -           | 1            | 135         | 312         | 413         | 360         | 316         | 386         | 338         | 241         | 74             |
| CHILD OF HOUSEHOLDER . . . . .                              | 838                            | 94          | 21           | 99          | 159         | 110         | 74          | 47          | 71          | 52          | 71          | 39             |
| MARRIED, WIFE PRESENT . . . . .                             | 281                            | 12          | 15           | 49          | 68          | 61          | 37          | 14          | 16          | 6           | 3           | -              |
| PARENT, NO WIFE PRESENT . . . . .                           | 638                            | -           | 16           | 79          | 134         | 85          | 52          | 45          | 67          | 51          | 71          | 39             |
| CHILD . . . . .   | 121                            | 15          | 6            | 20          | 25          | 22          | 2           | 4           | 1           | -           | -           | -              |
| CHILD OF HOUSEHOLDER, NOT IN<br>RELATED SUBFAMILY . . . . . | 79                             | 79          | -            | -           | -           | -           | -           | -           | -           | -           | -           | -              |
| OTHER, NOT IN RELATED SUBFAMILY . . . . .                   | 13 331                         | 3 903       | 2 326        | 3 736       | 1 665       | 835         | 413         | 179         | 193         | 69          | 12          | -              |
| IN UNRELATED SUBFAMILIES . . . . .                          | 1 903                          | 138         | 169          | 366         | 275         | 255         | 129         | 60          | 90          | 134         | 131         | 156            |
| MARRIED, WIFE PRESENT . . . . .                             | 166                            | 32          | 23           | 39          | 20          | 25          | 6           | 10          | 4           | 4           | -           | 2              |
| OTHER REFERENCE PERSON . . . . .                            | 33                             | -           | -            | 8           | 8           | 6           | 2           | 3           | 2           | 2           | -           | 2              |
| CHILD . . . . .   | 37                             | 6           | 2            | 7           | 6           | 5           | 3           | 5           | 1           | 2           | -           | -              |
| OTHER, IN UNRELATED SUBFAMILY . . . . .                     | 24                             | 24          | -            | -           | -           | -           | -           | -           | -           | -           | -           | -              |
| NOT IN FAMILIES . . . . .                                   | 73                             | 2           | 22           | 24          | 6           | 14          | 2           | 2           | 1           | -           | -           | -              |
| NONFAMILY HOUSEHOLDER . . . . .                             | 12 646                         | 61          | 181          | 1 736       | 2 418       | 1 994       | 1 474       | 925         | 1 285       | 1 001       | 854         | 717            |
| OTHER UNRELATED PERSONS IN<br>GROUP QUARTERS . . . . .      | 9 184                          | 11          | 78           | 984         | 1 574       | 1 321       | 1 088       | 766         | 1 021       | 878         | 790         | 672            |
| OTHER UNRELATED PERSONS IN<br>GROUP QUARTERS . . . . .      | 3 253                          | 41          | 88           | 718         | 814         | 640         | 364         | 150         | 233         | 117         | 60          | 28             |
| IN GROUP QUARTERS . . . . .                                 | 209                            | 9           | 15           | 34          | 30          | 33          | 22          | 9           | 31          | 5           | 4           | 17             |
| <b>FEMALE</b>   |                                |             |              |             |             |             |             |             |             |             |             |                |
| IN FAMILIES . . . . .                                       | 76 507                         | 4 048       | 2 888        | 7 730       | 8 789       | 8 588       | 7 510       | 6 359       | 9 479       | 8 664       | 7 332       | 5 119          |
| HOUSEHOLDER . . . . .                                       | 61 980                         | 3 960       | 2 622        | 6 160       | 7 057       | 7 366       | 6 697       | 5 685       | 8 319       | 7 019       | 4 778       | 2 317          |
| MARRIED, HUSBAND PRESENT . . . . .                          | 11 091                         | 17          | 87           | 767         | 1 338       | 1 655       | 1 556       | 1 370       | 1 716       | 1 238       | 814         | 534            |
| OTHER . . . . .   | 2 577                          | 3           | 19           | 197         | 362         | 419         | 366         | 313         | 380         | 310         | 166         | 41             |
| WIFE OF HOUSEHOLDER . . . . .                               | 8 514                          | 13          | 68           | 569         | 976         | 1 236       | 1 190       | 1 057       | 1 336       | 928         | 648         | 493            |
| IN RELATED SUBFAMILIES . . . . .                            | 36 692                         | 35          | 167          | 2 006       | 4 344       | 5 131       | 4 801       | 4 082       | 6 212       | 5 375       | 3 479       | 1 059          |
| CHILD OF HOUSEHOLDER . . . . .                              | 1 886                          | 199         | 164          | 454         | 414         | 215         | 128         | 80          | 82          | 68          | 49          | 33             |
| MARRIED, HUSBAND PRESENT . . . . .                          | 1 165                          | 101         | 134          | 335         | 266         | 145         | 91          | 51          | 31          | 8           | 3           | 1              |
| PARENT, NO HUSBAND PRESENT . . . . .                        | 638                            | 11          | 21           | 122         | 137         | 63          | 36          | 44          | 60          | 64          | 48          | 32             |
| CHILD . . . . .   | 1 165                          | 105         | 142          | 332         | 277         | 152         | 93          | 36          | 22          | 4           | 1           | 1              |
| CHILD OF HOUSEHOLDER, NOT IN<br>RELATED SUBFAMILY . . . . . | 83                             | 83          | -            | -           | -           | -           | -           | -           | -           | -           | -           | -              |
| OTHER, NOT IN RELATED SUBFAMILY . . . . .                   | 9 970                          | 3 570       | 2 089        | 2 695       | 801         | 286         | 166         | 103         | 162         | 77          | 22          | -              |
| IN UNRELATED SUBFAMILIES . . . . .                          | 2 340                          | 139         | 116          | 237         | 160         | 78          | 46          | 51          | 148         | 261         | 414         | 690            |
| MARRIED, HUSBAND PRESENT . . . . .                          | 446                            | 23          | 22           | 92          | 109         | 79          | 53          | 37          | 20          | 6           | 2           | 2              |
| OTHER REFERENCE PERSON . . . . .                            | 33                             | -           | 5            | 6           | 10          | -           | 6           | 1           | 2           | -           | -           | 2              |
| CHILD . . . . .   | 358                            | 1           | 8            | 76          | 102         | 68          | 51          | 29          | 19          | 1           | 2           | -              |
| OTHER, IN UNRELATED SUBFAMILY . . . . .                     | 18                             | 18          | -            | -           | -           | -           | -           | -           | -           | -           | -           | -              |
| NOT IN FAMILIES . . . . .                                   | 36                             | 3           | 13           | 12          | 1           | 1           | 2           | 1           | 1           | 3           | -           | -              |
| NONFAMILY HOUSEHOLDER . . . . .                             | 14 082                         | 66          | 244          | 1 478       | 1 623       | 1 143       | 759         | 637         | 1 139       | 1 639       | 2 552       | 2 800          |
| OTHER UNRELATED PERSONS IN<br>GROUP QUARTERS . . . . .      | 11 541                         | 13          | 72           | 795         | 1 058       | 850         | 579         | 520         | 990         | 1 526       | 2 474       | 2 664          |
| OTHER UNRELATED PERSONS IN<br>GROUP QUARTERS . . . . .      | 2 374                          | 49          | 169          | 668         | 559         | 287         | 175         | 102         | 142         | 98          | 56          | 71             |
| IN GROUP QUARTERS . . . . .                                 | 167                            | 4           | 3            | 16          | 7           | 7           | 6           | 16          | 7           | 15          | 22          | 65             |
| <b>WHITE</b>  |                                |             |              |             |             |             |             |             |             |             |             |                |
| <b>MALE</b>   |                                |             |              |             |             |             |             |             |             |             |             |                |
| IN FAMILIES . . . . .                                       | 59 869                         | 3 350       | 2 273        | 6 160       | 7 228       | 7 243       | 6 218       | 5 290       | 7 653       | 6 706       | 5 137       | 2 610          |
| HOUSEHOLDER . . . . .                                       | 49 239                         | 3 284       | 2 112        | 4 629       | 5 163       | 5 589       | 4 982       | 4 531       | 6 633       | 5 923       | 4 413       | 1 979          |
| MARRIED, WIFE PRESENT . . . . .                             | 34 603                         | 11          | 56           | 1 111       | 3 304       | 4 405       | 4 255       | 4 062       | 6 076       | 5 529       | 4 051       | 1 743          |
| OTHER . . . . .   | 32 881                         | 4           | 46           | 957         | 3 116       | 4 184       | 4 063       | 3 854       | 5 798       | 5 311       | 3 896       | 1 652          |
| HUSBAND OF HOUSEHOLDER . . . . .                            | 1 722                          | 7           | 10           | 154         | 188         | 221         | 192         | 208         | 278         | 218         | 155         | 90             |
| IN RELATED SUBFAMILIES . . . . .                            | 2 042                          | -           | 1            | 123         | 245         | 327         | 273         | 231         | 311         | 270         | 203         | 58             |
| CHILD OF HOUSEHOLDER . . . . .                              | 641                            | 64          | 21           | 81          | 134         | 79          | 61          | 41          | 61          | 34          | 36          | 29             |
| MARRIED, WIFE PRESENT . . . . .                             | 238                            | 10          | 15           | 39          | 58          | 51          | 31          | 13          | 13          | 6           | 2           | -              |
| PARENT, NO WIFE PRESENT . . . . .                           | 493                            | -           | 16           | 71          | 113         | 56          | 44          | 39          | 57          | 33          | 36          | 29             |
| CHILD . . . . .   | 95                             | 10          | 6            | 10          | 21          | 23          | 17          | 2           | 4           | 1           | -           | -              |
| CHILD OF HOUSEHOLDER, NOT IN<br>RELATED SUBFAMILY . . . . . | 54                             | 54          | -            | -           | -           | -           | -           | -           | -           | -           | -           | -              |
| OTHER, NOT IN RELATED SUBFAMILY . . . . .                   | 10 667                         | 3 121       | 1 917        | 3 066       | 1 305       | 613         | 314         | 155         | 133         | 32          | 10          | -              |
| IN UNRELATED SUBFAMILIES . . . . .                          | 1 286                          | 89          | 116          | 249         | 174         | 166         | 78          | 41          | 52          | 59          | 114         | 150            |
| MARRIED, WIFE PRESENT . . . . .                             | 124                            | 23          | 13           | 38          | 15          | 13          | 6           | 7           | 2           | 4           | -           | 2              |
| OTHER REFERENCE PERSON . . . . .                            | 30                             | -           | -            | 8           | 8           | 4           | 2           | 3           | 1           | 2           | -           | 2              |
| CHILD . . . . .   | 27                             | 2           | 2            | 7           | 4           | 5           | 3           | 2           | -           | 2           | -           | -              |
| OTHER, IN UNRELATED SUBFAMILY . . . . .                     | 19                             | 19          | -            | -           | -           | -           | -           | -           | -           | -           | -           | -              |
| NOT IN FAMILIES . . . . .                                   | 48                             | 2           | 11           | 23          | 4           | 4           | 2           | 2           | 1           | -           | -           | -              |
| NONFAMILY HOUSEHOLDER . . . . .                             | 10 506                         | 43          | 148          | 1 493       | 2 050       | 1 641       | 1 231       | 751         | 1 018       | 779         | 724         | 628            |
| OTHER UNRELATED PERSONS IN<br>GROUP QUARTERS . . . . .      | 7 737                          | 2           | 70           | 868         | 1 343       | 1 124       | 906         | 619         | 831         | 723         | 665         | 586            |
| OTHER UNRELATED PERSONS IN<br>GROUP QUARTERS . . . . .      | 2 646                          | 35          | 75           | 615         | 685         | 498         | 314         | 126         | 167         | 51          | 55          | 26             |
| IN GROUP QUARTERS . . . . .                                 | 122                            | 6           | 3            | 10          | 21          | 19          | 11          | 6           | 20          | 5           | 4           | 16             |
| <b>FEMALE</b>   |                                |             |              |             |             |             |             |             |             |             |             |                |
| IN FAMILIES . . . . .                                       | 64 295                         | 3 217       | 2 349        | 6 309       | 7 225       | 7 004       | 6 220       | 5 391       | 7 912       | 7 496       | 6 516       | 4 656          |
| HOUSEHOLDER . . . . .                                       | 51 738                         | 3 164       | 2 122        | 4 926       | 5 707       | 5 975       | 5 553       | 4 849       | 6 965       | 6 160       | 4 248       | 2 068          |
| MARRIED, HUSBAND PRESENT . . . . .                          | 7 783                          | 14          | 62           | 499         | 873         | 1 051       | 1 082       | 997         | 1 181       | 919         | 669         | 437            |
| OTHER . . . . .   | 2 050                          | 3           | 19           | 162         | 287         | 323         | 287         | 242         | 300         | 252         | 143         | 32             |
| WIFE OF HOUSEHOLDER . . . . .                               | 5 733                          | 11          | 43           | 337         | 586         | 728         | 795         | 755         | 881         | 667         | 526         | 405            |
| IN RELATED SUBFAMILIES . . . . .                            | 32 799                         | 34          | 152          | 1 777       | 3 801       | 4 512       | 4 213       | 3 657       | 5 504       | 4 930       | 3 229       | 989            |
| CHILD OF HOUSEHOLDER . . . . .                              | 1 151                          | 108         | 75           | 263         | 253         | 87          | 68          | 64          | 43          | 24          | 24          | 24             |
| MARRIED, HUSBAND PRESENT . . . . .                          | 664                            | 46          | 58           | 180         | 152         | 93          | 63          | 42          | 71          | 5           | 3           | 1              |
| PARENT, NO HUSBAND PRESENT . . . . .                        | 490                            | 11          | 18           | 106         | 106         | 45          | 32          | 41          | 47          | 39          | 23          | 23             |
| CHILD . . . . .   | 606                            | 43          | 57           | 158         | 147         | 98          | 55          | 27          | 16          | 4           | 1           | 1              |
| CHILD OF HOUSEHOLDER, NOT IN<br>RELATED SUBFAMILY . . . . . | 55                             | 55          | -            | -           | -           | -           | -           | -           | -           | -           | -           | -              |
| OTHER, NOT IN RELATED SUBFAMILY . . . . .                   | 8 221                          | 2 923       | 1 749        | 2 218       | 652         | 225         | 144         | 91          | 134         | 67          | 16          | -              |
| IN UNRELATED SUBFAMILIES . . . . .                          | 1 784                          | 85          | 84           | 166         | 128         | 45          | 26          | 36          | 83          | 201         | 310         | 619            |
| MARRIED, HUSBAND PRESENT . . . . .                          | 333                            | 8           | 16           | 72          | 82          | 62          | 36          | 33          | 14          | 6           | 1           | 2              |
| OTHER REFERENCE PERSON . . . . .                            | 30                             | -           | 2            | 5           | 4           | 10          | -           | 5           | 1           | 2           | -           | 2              |
| CHILD . . . . .   | 267                            | 1           | 5            | 55          | 77          | 51          | 35          | 27          | 13          | 1           | 1           | -              |
| OTHER, IN UNRELATED SUBFAMILY . . . . .                     | 6                              | 6           | -            | -           | -           | -           | -           | -           | -           | -           | -           | -              |
| NOT IN FAMILIES . . . . .                                   | 30                             | -           | 9            | 12          | 1           | 1           | 1           | 1           | -           | 3           | -           | -              |
| NONFAMILY HOUSEHOLDER . . . . .                             | 12 224                         | 45          | 211          | 1 311       | 1 435       | 966         | 632         | 509         | 932         | 1 330       | 2 267       | 2 585          |
| OTHER UNRELATED PERSONS IN<br>GROUP QUARTERS . . . . .      | 10 074                         | 7           | 60           | 709         | 927         | 720         | 488         | 409         | 807         | 1 237       | 2 198       | 2 462          |
| OTHER UNRELATED PERSONS IN<br>GROUP QUARTERS . . . . .      | 2 055                          | 34          | 149          | 593         | 504         | 239         | 140         | 87          | 122         | 78          | 50          | 58             |
| IN GROUP QUARTERS . . . . .                                 | 145                            | 4           | 2            | 9           | 4           | 7           | 4           | 13          | 3           | 15          | 19          | 65             |

Table 2. Family Status of Persons 15 Years and Over, by Age, Sex, Race, Hispanic Origin, and Metropolitan-Nonmetropolitan Residence: March 1988—Continued

(NUMBERS IN THOUSANDS. FOR MEANING OF SYMBOLS, SEE TEXT)

| SUBJECT  | TOTAL,<br>15 YEARS<br>AND OVER | AGE (YEARS) |              |             |             |             |             |             |             |             |             |                |
|--|--------------------------------|-------------|--------------|-------------|-------------|-------------|-------------|-------------|-------------|-------------|-------------|----------------|
|  |                                | 15 TO<br>17 | 18 AND<br>19 | 20 TO<br>24 | 25 TO<br>29 | 30 TO<br>34 | 35 TO<br>39 | 40 TO<br>44 | 45 TO<br>54 | 55 TO<br>64 | 65 TO<br>74 | 75 AND<br>OVER |
| <b>METROPOLITAN--CONTINUED</b>                 |                                |             |              |             |             |             |             |             |             |             |             |                |
| <b>BLACK</b>                                   |                                |             |              |             |             |             |             |             |             |             |             |                |
| MALE   | 7 961                          | 701         | 396          | 970         | 1 078       | 995         | 816         | 596         | 919         | 771         | 471         | 248            |
| IN FAMILIES                                    | 6 139                          | 687         | 363          | 787         | 790         | 698         | 610         | 442         | 678         | 566         | 350         | 168            |
| HOUSEHOLDER                                    | 2 956                          | 2           | 3            | 144         | 370         | 343         | 408         | 332         | 523         | 386         | 300         | 144            |
| MARRIED, WIFE PRESENT                          | 2 609                          | -           | -            | 98          | 339         | 302         | 360         | 305         | 463         | 340         | 271         | 130            |
| OTHER  | 347                            | 2           | 3            | 46          | 31          | 41          | 48          | 27          | 60          | 46          | 29          | 13             |
| HUSBAND OF HOUSEHOLDER                         | 447                            | -           | -            | 11          | 63          | 66          | 63          | 69          | 63          | 59          | 37          | 15             |
| IN RELATED SUBFAMILIES                         | 107                            | 29          | -            | 13          | 13          | 23          | 10          | 3           | -           | 10          | 2           | 3              |
| CHILD OF HOUSEHOLDER                           | 25                             | 2           | -            | 9           | 3           | 6           | 4           | -           | -           | -           | -           | -              |
| MARRIED, WIFE PRESENT                          | 57                             | -           | -            | 4           | 10          | 21          | 4           | 3           | -           | 10          | 2           | 3              |
| PARENT, NO WIFE PRESENT                        | 24                             | 4           | -            | 9           | 3           | 3           | 5           | -           | -           | -           | -           | -              |
| CHILD  | 25                             | 25          | -            | -           | -           | -           | -           | -           | -           | -           | -           | -              |
| CHILD OF HOUSEHOLDER, NOT IN RELATED SUBFAMILY | 2 152                          | 611         | 319          | 524         | 286         | 205         | 88          | 22          | 60          | 37          | 1           | -              |
| OTHER, NOT IN RELATED SUBFAMILY                | 478                            | 45          | 40           | 95          | 58          | 60          | 41          | 16          | 21          | 74          | 11          | 6              |
| IN UNRELATED SUBFAMILIES                       | 37                             | 9           | 11           | 1           | 4           | 9           | -           | 3           | 1           | -           | -           | -              |
| MARRIED, WIFE PRESENT                          | -                              | -           | -            | -           | -           | -           | -           | -           | -           | -           | -           | -              |
| OTHER REFERENCE PERSON                         | 10                             | 5           | -            | -           | 1           | -           | -           | -           | 3           | 1           | -           | -              |
| CHILD  | 4                              | 4           | -            | -           | -           | -           | -           | -           | -           | -           | -           | -              |
| OTHER, IN UNRELATED SUBFAMILY                  | 23                             | -           | 11           | 1           | 3           | 9           | -           | -           | -           | -           | -           | -              |
| NOT IN FAMILIES                                | 1 785                          | 5           | 23           | 182         | 283         | 288         | 206         | 151         | 240         | 205         | 121         | 80             |
| NONFAMILY HOUSEHOLDER                          | 1 200                          | -           | 8            | 81          | 180         | 150         | 147         | 126         | 171         | 140         | 119         | 78             |
| OTHER UNRELATED PERSONS IN HHLS                | 522                            | 2           | 8            | 85          | 101         | 127         | 48          | 23          | 61          | 65          | 3           | 2              |
| IN GROUP QUARTERS                              | 63                             | 3           | 7            | 17          | 2           | 11          | 11          | 3           | 8           | -           | -           | -              |
| FEMALE   | 9 563                          | 665         | 427          | 1 142       | 1 234       | 1 198       | 989         | 727         | 1 171       | 953         | 653         | 403            |
| IN FAMILIES                                    | 7 865                          | 636         | 397          | 1 008       | 1 057       | 1 034       | 878         | 606         | 980         | 662         | 402         | 204            |
| HOUSEHOLDER                                    | 2 977                          | 2           | 24           | 251         | 416         | 548         | 432         | 320         | 455         | 303         | 137         | 89             |
| MARRIED, HUSBAND PRESENT                       | 436                            | -           | -            | 34          | 55          | 75          | 63          | 57          | 71          | 53          | 22          | 7              |
| OTHER  | 2 542                          | 2           | 24           | 218         | 362         | 473         | 370         | 263         | 384         | 250         | 114         | 82             |
| WIFE OF HOUSEHOLDER                            | 2 529                          | -           | 10           | 165         | 370         | 356         | 374         | 255         | 440         | 303         | 189         | 62             |
| IN RELATED SUBFAMILIES                         | 611                            | 82          | 85           | 174         | 139         | 64          | 38          | 10          | 6           | 3           | 4           | 1              |
| CHILD OF HOUSEHOLDER                           | 466                            | 50          | 75           | 142         | 108         | 47          | 27          | 9           | 6           | 4           | -           | -              |
| MARRIED, HUSBAND PRESENT                       | 55                             | -           | -            | 9           | 15          | 13          | 1           | 2           | 2           | 8           | 4           | 1              |
| PARENT, NO HUSBAND PRESENT                     | 532                            | 57          | 85           | 166         | 124         | 50          | 36          | 9           | 4           | -           | -           | -              |
| CHILD  | 25                             | 25          | -            | -           | -           | -           | -           | -           | -           | -           | -           | -              |
| CHILD OF HOUSEHOLDER, NOT IN RELATED SUBFAMILY | 1 344                          | 500         | 252          | 366         | 108         | 47          | 21          | 7           | 26          | 10          | 6           | -              |
| OTHER, NOT IN RELATED SUBFAMILY                | 403                            | 52          | 26           | 52          | 24          | 19          | 12          | 13          | 52          | 34          | 67          | 51             |
| IN UNRELATED SUBFAMILIES                       | 98                             | 15          | 5            | 19          | 25          | 13          | 15          | -           | 6           | -           | -           | -              |
| MARRIED, HUSBAND PRESENT                       | -                              | -           | -            | -           | -           | -           | -           | -           | -           | -           | -           | -              |
| OTHER REFERENCE PERSON                         | 80                             | -           | 2            | 19          | 25          | 13          | 15          | -           | 6           | -           | -           | -              |
| CHILD  | 12                             | 12          | -            | -           | -           | -           | -           | -           | -           | -           | -           | -              |
| OTHER, IN UNRELATED SUBFAMILY                  | 6                              | 3           | 3            | -           | -           | -           | -           | -           | -           | -           | -           | -              |
| NOT IN FAMILIES                                | 1 600                          | 14          | 25           | 115         | 151         | 151         | 96          | 121         | 185         | 291         | 251         | 199            |
| NONFAMILY HOUSEHOLDER                          | 1 343                          | 4           | 7            | 56          | 110         | 116         | 68          | 108         | 169         | 272         | 247         | 186            |
| OTHER UNRELATED PERSONS IN HHLS                | 247                            | 10          | 17           | 57          | 39          | 35          | 26          | 14          | 14          | 19          | 4           | 13             |
| IN GROUP QUARTERS                              | 9                              | -           | 2            | 1           | 3           | -           | 2           | -           | 2           | -           | -           | -              |
| <b>SPANISH ORIGIN<sup>1</sup></b>              |                                |             |              |             |             |             |             |             |             |             |             |                |
| MALE   | 6 285                          | 453         | 331          | 957         | 987         | 881         | 706         | 480         | 663         | 465         | 232         | 129            |
| IN FAMILIES                                    | 5 120                          | 436         | 304          | 735         | 774         | 663         | 580         | 394         | 545         | 392         | 195         | 102            |
| HOUSEHOLDER                                    | 2 999                          | -           | 4            | 209         | 467         | 485         | 441         | 329         | 478         | 352         | 158         | 73             |
| MARRIED, WIFE PRESENT                          | 2 705                          | -           | 2            | 152         | 431         | 438         | 403         | 310         | 443         | 315         | 142         | 70             |
| OTHER  | 294                            | 3           | 2            | 57          | 35          | 47          | 38          | 19          | 35          | 37          | 16          | 3              |
| HUSBAND OF HOUSEHOLDER                         | 251                            | -           | -            | 23          | 52          | 40          | 41          | 29          | 34          | 19          | 12          | 1              |
| IN RELATED SUBFAMILIES                         | 47                             | 7           | 14           | 33          | 38          | 12          | 8           | 5           | 13          | 2           | 7           | 6              |
| CHILD OF HOUSEHOLDER                           | 47                             | -           | 9            | 20          | 9           | 4           | 4           | 1           | 3           | -           | -           | -              |
| MARRIED, WIFE PRESENT                          | 121                            | -           | 11           | 30          | 34          | 10          | 4           | 3           | 13          | 2           | 7           | 6              |
| PARENT, NO WIFE PRESENT                        | 18                             | -           | 3            | 3           | 4           | 2           | 3           | 2           | -           | -           | -           | -              |
| CHILD  | 7                              | 7           | -            | -           | -           | -           | -           | -           | -           | -           | -           | -              |
| CHILD OF HOUSEHOLDER, NOT IN RELATED SUBFAMILY | 1 382                          | 404         | 249          | 394         | 154         | 80          | 67          | 19          | 10          | 5           | -           | -              |
| OTHER, NOT IN RELATED SUBFAMILY                | 343                            | 22          | 37           | 76          | 62          | 46          | 24          | 12          | 10          | 15          | 18          | 22             |
| IN UNRELATED SUBFAMILIES                       | 41                             | 1           | 6            | 10          | 10          | 3           | 3           | 5           | 2           | -           | -           | -              |
| MARRIED, WIFE PRESENT                          | 13                             | -           | 4            | 4           | 2           | 3           | 1           | 1           | 1           | -           | -           | -              |
| OTHER REFERENCE PERSON                         | 9                              | -           | 2            | -           | 4           | -           | -           | 2           | 1           | -           | -           | -              |
| CHILD  | 1                              | 1           | -            | -           | -           | -           | -           | -           | -           | -           | -           | -              |
| OTHER, IN UNRELATED SUBFAMILY                  | 18                             | -           | 5            | 6           | 4           | -           | 2           | 2           | -           | -           | -           | -              |
| NOT IN FAMILIES                                | 1 124                          | 15          | 21           | 213         | 203         | 215         | 123         | 80          | 116         | 73          | 37          | 27             |
| NONFAMILY HOUSEHOLDER                          | 561                            | -           | 2            | 92          | 90          | 93          | 52          | 45          | 68          | 64          | 31          | 23             |
| OTHER UNRELATED PERSONS IN HHLS                | 539                            | 12          | 15           | 121         | 107         | 122         | 70          | 35          | 98          | 9           | 7           | 5              |
| IN GROUP QUARTERS                              | 24                             | 3           | 4            | -           | 6           | -           | 1           | -           | 11          | -           | -           | -              |
| FEMALE   | 6 357                          | 458         | 312          | 865         | 932         | 743         | 744         | 511         | 722         | 601         | 287         | 182            |
| IN FAMILIES                                    | 5 635                          | 448         | 295          | 760         | 822         | 666         | 698         | 466         | 668         | 488         | 210         | 114            |
| HOUSEHOLDER                                    | 1 266                          | 2           | 23           | 136         | 209         | 179         | 194         | 146         | 189         | 125         | 48          | 15             |
| MARRIED, HUSBAND PRESENT                       | 255                            | -           | 7            | 28          | 52          | 37          | 37          | 32          | 38          | 20          | 5           | -              |
| OTHER  | 1 011                          | 2           | 16           | 109         | 158         | 143         | 157         | 114         | 151         | 105         | 42          | 15             |
| WIFE OF HOUSEHOLDER                            | 2 824                          | 7           | 37           | 262         | 446         | 419         | 464         | 298         | 433         | 309         | 115         | 74             |
| IN RELATED SUBFAMILIES                         | 313                            | 30          | 26           | 98          | 62          | 29          | 20          | 13          | 16          | 10          | -           | 3              |
| CHILD OF HOUSEHOLDER                           | 158                            | 13          | 17           | 55          | 35          | 21          | 12          | 4           | -           | 1           | -           | 1              |
| MARRIED, HUSBAND PRESENT                       | 118                            | 9           | 6            | 44          | 17          | 6           | 4           | 9           | 11          | 6           | -           | 6              |
| PARENT, NO HUSBAND PRESENT                     | 184                            | 11          | 20           | 54          | 45          | 24          | 16          | 4           | 5           | 4           | -           | 1              |
| CHILD  | 11                             | 11          | -            | -           | -           | -           | -           | -           | -           | -           | -           | -              |
| CHILD OF HOUSEHOLDER, NOT IN RELATED SUBFAMILY | 938                            | 382         | 196          | 229         | 75          | 23          | 16          | 3           | 7           | 4           | 4           | -              |
| OTHER, NOT IN RELATED SUBFAMILY                | 294                            | 26          | 13           | 35          | 29          | 16          | 4           | 6           | 23          | 41          | 43          | 58             |
| IN UNRELATED SUBFAMILIES                       | 52                             | 2           | 4            | 9           | 14          | 8           | 2           | 5           | 4           | -           | -           | -              |
| MARRIED, HUSBAND PRESENT                       | 13                             | -           | 2            | 5           | 3           | 2           | -           | 1           | -           | -           | -           | -              |
| OTHER REFERENCE PERSON                         | 32                             | -           | -            | 4           | 12          | 5           | 2           | 4           | 3           | 1           | -           | -              |
| CHILD  | 2                              | 2           | -            | -           | -           | -           | -           | -           | -           | -           | -           | -              |
| OTHER, IN UNRELATED SUBFAMILY                  | 5                              | -           | 2            | -           | -           | -           | -           | -           | -           | 3           | -           | -              |
| NOT IN FAMILIES                                | 670                            | 8           | 13           | 96          | 96          | 70          | 43          | 40          | 50          | 110         | 77          | 67             |
| NONFAMILY HOUSEHOLDER                          | 466                            | 1           | 3            | 36          | 59          | 42          | 34          | 28          | 37          | 95          | 70          | 64             |
| OTHER UNRELATED PERSONS IN HHLS                | 199                            | 7           | 10           | 59          | 37          | 27          | 10          | 12          | 13          | 13          | 8           | 3              |
| IN GROUP QUARTERS                              | 3                              | -           | -            | 2           | -           | -           | -           | -           | 1           | -           | -           | -              |

<sup>1</sup> PERSONS OF SPANISH ORIGIN MAY BE OF ANY RACE.

Table 2. Family Status of Persons 15 Years and Over, by Age, Sex, Race, Hispanic Origin, and Metropolitan-Nonmetropolitan Residence: March 1988—Continued

[NUMBERS IN THOUSANDS. FOR MEANING OF SYMBOLS, SEE TEXT]

| SUBJECT  | TOTAL,<br>15 YEARS<br>AND OVER | AGE (YEARS) |              |             |             |             |             |             |             |             |             |                |
|--|--------------------------------|-------------|--------------|-------------|-------------|-------------|-------------|-------------|-------------|-------------|-------------|----------------|
|  |                                | 15 TO<br>17 | 18 AND<br>19 | 20 TO<br>24 | 25 TO<br>29 | 30 TO<br>34 | 35 TO<br>39 | 40 TO<br>44 | 45 TO<br>54 | 55 TO<br>64 | 65 TO<br>74 | 75 AND<br>OVER |
| <b>NONMETROPOLITAN</b>                         |                                |             |              |             |             |             |             |             |             |             |             |                |
| <b>ALL RACES</b>                               |                                |             |              |             |             |             |             |             |             |             |             |                |
| MALE   | 19 946                         | 1 267       | 799          | 1 844       | 2 024       | 2 094       | 1 994       | 1 644       | 2 590       | 2 513       | 1 988       | 1 190          |
| IN FAMILIES                                    | 17 296                         | 1 251       | 759          | 1 548       | 1 638       | 1 771       | 1 741       | 1 454       | 2 300       | 2 233       | 1 670       | 920            |
| HOUSEHOLDER                                    | 12 587                         | 7           | 16           | 434         | 1 157       | 1 490       | 1 507       | 1 317       | 2 108       | 2 108       | 1 585       | 833            |
| MARRIED, WIFE PRESENT                          | 12 056                         | -           | 13           | 404         | 1 101       | 1 423       | 1 432       | 1 255       | 2 057       | 2 047       | 1 546       | 780            |
| OTHER  | 531                            | 7           | 3            | 31          | 56          | 68          | 75          | 62          | 76          | 61          | 39          | 53             |
| HUSBAND OF HOUSEHOLDER                         | 484                            | -           | -            | 30          | 41          | 49          | 70          | 70          | 99          | 64          | 37          | 23             |
| IN RELATED SUBFAMILIES                         | 174                            | 21          | 5            | 44          | 27          | 19          | 10          | 9           | 12          | 12          | 6           | 9              |
| CHILD OF HOUSEHOLDER                           | 78                             | 3           | 5            | 26          | 14          | 6           | 10          | 5           | 4           | 5           | -           | -              |
| MARRIED, WIFE PRESENT                          | 127                            | 3           | 3            | 34          | 22          | 16          | 9           | 6           | 8           | 12          | 6           | 9              |
| PARENT, NO WIFE PRESENT                        | 30                             | 2           | 2            | 10          | 5           | 3           | 1           | 4           | -           | -           | -           | -              |
| CHILD  | 16                             | 16          | -            | -           | -           | -           | -           | -           | -           | -           | -           | -              |
| CHILD OF HOUSEHOLDER, NOT IN RELATED SUBFAMILY | 3 616                          | 1 183       | 685          | 952         | 369         | 189         | 119         | 51          | 50          | 10          | 10          | -              |
| OTHER, NOT IN RELATED SUBFAMILY                | 435                            | 39          | 53           | 88          | 45          | 23          | 34          | 17          | 6           | 41          | 32          | 55             |
| IN UNRELATED SUBFAMILIES                       | 43                             | 10          | 4            | 11          | 7           | 5           | 3           | -           | 1           | 1           | 1           | 2              |
| MARRIED, WIFE PRESENT                          | 5                              | -           | -            | 1           | 2           | 1           | -           | -           | -           | -           | -           | 2              |
| OTHER REFERENCE PERSON                         | 10                             | -           | -            | -           | 3           | 3           | 1           | -           | 1           | -           | 1           | -              |
| CHILD  | 10                             | 10          | -            | -           | -           | -           | -           | -           | -           | -           | -           | -              |
| OTHER, IN UNRELATED SUBFAMILY                  | 18                             | -           | 4            | 9           | 2           | -           | 2           | -           | -           | 1           | -           | -              |
| NOT IN FAMILIES                                | 2 608                          | 6           | 36           | 285         | 379         | 318         | 250         | 180         | 289         | 279         | 318         | 268            |
| NONFAMILY HOUSEHOLDER                          | 2 126                          | 1           | 24           | 167         | 272         | 242         | 208         | 145         | 239         | 267         | 299         | 261            |
| OTHER UNRELATED PERSONS IN HHLDS               | 462                            | 5           | 9            | 112         | 104         | 74          | 41          | 33          | 47          | 12          | 18          | 7              |
| IN GROUP QUARTERS                              | 19                             | -           | 3            | 6           | 3           | 2           | 1           | 3           | 2           | -           | -           | -              |
| FEMALE   | 21 661                         | 1 220       | 751          | 1 856       | 2 065       | 2 206       | 2 023       | 1 714       | 2 795       | 2 791       | 2 404       | 1 835          |
| IN FAMILIES                                    | 18 014                         | 1 188       | 669          | 1 597       | 1 829       | 2 031       | 1 892       | 1 600       | 2 499       | 2 292       | 1 562       | 855            |
| HOUSEHOLDER                                    | 2 578                          | 6           | 15           | 204         | 285         | 361         | 324         | 331         | 388         | 287         | 184         | 193            |
| MARRIED, HUSBAND PRESENT                       | 484                            | -           | 1            | 31          | 54          | 67          | 60          | 77          | 94          | 60          | 25          | 13             |
| OTHER  | 2 094                          | 6           | 14           | 173         | 231         | 294         | 264         | 254         | 293         | 227         | 159         | 180            |
| WIFE OF HOUSEHOLDER                            | 12 056                         | 16          | 73           | 714         | 1 310       | 1 553       | 1 480       | 1 212       | 2 032       | 1 894       | 1 283       | 491            |
| IN RELATED SUBFAMILIES                         | 464                            | 54          | 55           | 125         | 85          | 58          | 34          | 22          | 8           | 9           | 8           | 6              |
| CHILD OF HOUSEHOLDER                           | 308                            | 25          | 38           | 93          | 75          | 38          | 21          | 10          | 3           | 4           | 1           | -              |
| MARRIED, HUSBAND PRESENT                       | 127                            | 10          | 8            | 37          | 11          | 13          | 9           | 6           | 8           | 8           | 5           | -              |
| PARENT, NO HUSBAND PRESENT                     | 315                            | 23          | 47           | 88          | 74          | 45          | 21          | 13          | 3           | 1           | -           | -              |
| CHILD  | 21                             | 21          | -            | -           | -           | -           | -           | -           | -           | -           | -           | -              |
| CHILD OF HOUSEHOLDER, NOT IN RELATED SUBFAMILY | 2 423                          | 1 079       | 491          | 524         | 130         | 50          | 44          | 18          | 33          | 40          | 14          | -              |
| OTHER, NOT IN RELATED SUBFAMILY                | 492                            | 33          | 35           | 30          | 18          | 9           | 11          | 17          | 39          | 62          | 73          | 165            |
| IN UNRELATED SUBFAMILIES                       | 122                            | 11          | 6            | 21          | 34          | 12          | 12          | 9           | 13          | 4           | 2           | -              |
| MARRIED, HUSBAND PRESENT                       | 5                              | 1           | -            | 1           | 2           | -           | -           | -           | -           | 2           | -           | -              |
| OTHER REFERENCE PERSON                         | 94                             | 2           | 3            | 13          | 32          | 11          | 12          | 9           | 9           | 3           | 2           | -              |
| CHILD  | 8                              | 8           | -            | -           | -           | -           | -           | -           | -           | -           | -           | -              |
| OTHER, IN UNRELATED SUBFAMILY                  | 14                             | -           | 3            | 7           | -           | 1           | -           | -           | 3           | -           | -           | -              |
| NOT IN FAMILIES                                | 3 525                          | 21          | 77           | 238         | 202         | 164         | 118         | 106         | 284         | 495         | 84          | 980            |
| NONFAMILY HOUSEHOLDER                          | 3 083                          | 2           | 30           | 125         | 134         | 124         | 83          | 84          | 242         | 467         | 826         | 966            |
| OTHER UNRELATED PERSONS IN HHLDS               | 432                            | 18          | 46           | 109         | 67          | 38          | 36          | 22          | 41          | 28          | 13          | 13             |
| IN GROUP QUARTERS                              | 10                             | -           | -            | 3           | 2           | 1           | -           | -           | 1           | -           | -           | 2              |
| <b>WHITE</b>                                   |                                |             |              |             |             |             |             |             |             |             |             |                |
| MALE   | 17 954                         | 1 097       | 679          | 1 586       | 1 822       | 1 865       | 1 808       | 1 506       | 2 361       | 2 328       | 1 830       | 1 072          |
| IN FAMILIES                                    | 15 653                         | 1 083       | 642          | 1 310       | 1 471       | 1 580       | 1 600       | 1 351       | 2 131       | 2 088       | 1 558       | 839            |
| HOUSEHOLDER                                    | 11 733                         | 7           | 16           | 408         | 1 063       | 1 377       | 1 414       | 1 223       | 1 988       | 1 998       | 1 483       | 756            |
| MARRIED, WIFE PRESENT                          | 11 290                         | -           | 13           | 380         | 1 017       | 1 318       | 1 354       | 1 165       | 1 930       | 1 944       | 1 448       | 720            |
| OTHER  | 443                            | 7           | 3            | 28          | 45          | 59          | 60          | 58          | 58          | 54          | 35          | 36             |
| HUSBAND OF HOUSEHOLDER                         | 423                            | -           | -            | 26          | 35          | 42          | 59          | 64          | 86          | 58          | 31          | 23             |
| IN RELATED SUBFAMILIES                         | 141                            | 13          | 5            | 39          | 23          | 13          | 8           | 4           | 11          | 11          | 4           | 9              |
| CHILD OF HOUSEHOLDER                           | 65                             | 3           | 5            | 21          | 12          | 5           | 8           | 3           | 4           | 5           | -           | -              |
| MARRIED, WIFE PRESENT                          | 108                            | 3           | 3            | 30          | 19          | 11          | 7           | 4           | 7           | 11          | 4           | 9              |
| PARENT, NO WIFE PRESENT                        | 25                             | 2           | 2            | 9           | 4           | -           | -           | -           | 4           | -           | -           | -              |
| CHILD  | 8                              | 8           | -            | -           | -           | -           | -           | -           | -           | -           | -           | -              |
| CHILD OF HOUSEHOLDER, NOT IN RELATED SUBFAMILY | 3 050                          | 1 034       | 585          | 780         | 323         | 133         | 94          | 44          | 41          | 8           | 3           | -              |
| OTHER, NOT IN RELATED SUBFAMILY                | 307                            | 28          | 35           | 57          | 28          | 15          | 24          | 16          | 6           | 14          | 32          | 52             |
| IN UNRELATED SUBFAMILIES                       | 40                             | 7           | 4            | 10          | 7           | 5           | 3           | -           | 1           | 1           | 1           | 2              |
| MARRIED, WIFE PRESENT                          | 5                              | -           | -            | 1           | 2           | 1           | -           | -           | -           | -           | -           | 2              |
| OTHER REFERENCE PERSON                         | 9                              | -           | -            | -           | 3           | 3           | 1           | -           | 1           | -           | 1           | -              |
| CHILD  | 7                              | 7           | -            | -           | -           | -           | -           | -           | -           | -           | -           | -              |
| OTHER, IN UNRELATED SUBFAMILY                  | 18                             | -           | 4            | 9           | 2           | -           | -           | -           | -           | -           | -           | -              |
| NOT IN FAMILIES                                | 2 262                          | 6           | 34           | 266         | 345         | 280         | 205         | 155         | 228         | 240         | 271         | 232            |
| NONFAMILY HOUSEHOLDER                          | 1 854                          | 1           | 24           | 154         | 250         | 214         | 177         | 126         | 201         | 229         | 254         | 225            |
| OTHER UNRELATED PERSONS IN HHLDS               | 390                            | 5           | 8            | 106         | 93          | 64          | 28          | 28          | 26          | 10          | 17          | 6              |
| IN GROUP QUARTERS                              | 17                             | -           | 2            | 5           | 3           | 2           | 1           | 2           | 2           | -           | -           | -              |
| FEMALE   | 19 223                         | 1 033       | 626          | 1 571       | 1 794       | 1 966       | 1 812       | 1 537       | 2 522       | 2 544       | 2 163       | 1 654          |
| IN FAMILIES                                    | 15 926                         | 1 007       | 551          | 1 332       | 1 587       | 1 799       | 1 702       | 1 429       | 2 256       | 2 096       | 1 416       | 751            |
| HOUSEHOLDER                                    | 1 925                          | 6           | 9            | 148         | 209         | 265         | 254         | 264         | 272         | 215         | 133         | 150            |
| MARRIED, HUSBAND PRESENT                       | 424                            | -           | 1            | 26          | 50          | 57          | 59          | 69          | 69          | 56          | 22          | 13             |
| OTHER  | 1 501                          | 6           | 8            | 121         | 159         | 208         | 195         | 195         | 202         | 159         | 110         | 137            |
| WIFE OF HOUSEHOLDER                            | 11 275                         | 15          | 70           | 659         | 1 217       | 1 444       | 1 388       | 1 119       | 1 917       | 1 792       | 1 158       | 457            |
| IN RELATED SUBFAMILIES                         | 258                            | 30          | 20           | 70          | 42          | 36          | 16          | 16          | 8           | 8           | 7           | 6              |
| CHILD OF HOUSEHOLDER                           | 156                            | 14          | 14           | 45          | 35          | 23          | 7           | 9           | 3           | 4           | 1           | -              |
| MARRIED, HUSBAND PRESENT                       | 112                            | 10          | 7            | 34          | 8           | 12          | 10          | 7           | 5           | 8           | 7           | 5              |
| PARENT, NO HUSBAND PRESENT                     | 137                            | 11          | 13           | 37          | 34          | 24          | 6           | 8           | 3           | -           | -           | -              |
| CHILD  | 9                              | 9           | -            | -           | -           | -           | -           | -           | -           | -           | -           | -              |
| CHILD OF HOUSEHOLDER, NOT IN RELATED SUBFAMILY | 2 093                          | 940         | 436          | 437         | 109         | 46          | 37          | 15          | 29          | 32          | 12          | -              |
| OTHER, NOT IN RELATED SUBFAMILY                | 374                            | 16          | 16           | 18          | 10          | 8           | 8           | 14          | 31          | 49          | 67          | 138            |
| IN UNRELATED SUBFAMILIES                       | 92                             | 10          | 4            | 14          | 26          | 12          | 8           | 9           | 6           | 2           | 2           | -              |
| MARRIED, HUSBAND PRESENT                       | 5                              | 1           | -            | 1           | 2           | -           | -           | -           | -           | 2           | -           | -              |
| OTHER REFERENCE PERSON                         | 72                             | 2           | 3            | 8           | 24          | 11          | 8           | 9           | 6           | -           | 2           | -              |
| CHILD  | 7                              | 7           | -            | -           | -           | -           | -           | -           | -           | -           | -           | -              |
| OTHER, IN UNRELATED SUBFAMILY                  | 7                              | -           | 1            | 5           | -           | 1           | -           | -           | -           | -           | -           | -              |
| NOT IN FAMILIES                                | 3 204                          | 16          | 70           | 224         | 181         | 155         | 102         | 100         | 260         | 446         | 746         | 903            |
| NONFAMILY HOUSEHOLDER                          | 2 809                          | 2           | 28           | 122         | 119         | 120         | 71          | 80          | 222         | 420         | 735         | 889            |
| OTHER UNRELATED PERSONS IN HHLDS               | 386                            | 14          | 43           | 100         | 60          | 33          | 31          | 19          | 37          | 26          | 11          | 12             |
| IN GROUP QUARTERS                              | 9                              | -           | -            | 2           | 2           | 1           | -           | -           | 1           | -           | -           | 2              |

Table 2. Family Status of Persons 15 Years and Over, by Age, Sex, Race, Hispanic Origin, and Metropolitan-Nonmetropolitan Residence: March 1988—Continued

[NUMBERS IN THOUSANDS. FOR MEANING OF SYMBOLS, SEE TEXT]

| SUBJECT  | TOTAL,<br>15 YEARS<br>AND OVER | AGE (YEARS) |              |             |             |             |             |             |             |             |             |                |
|--|--------------------------------|-------------|--------------|-------------|-------------|-------------|-------------|-------------|-------------|-------------|-------------|----------------|
|  |                                | 15 TO<br>17 | 18 AND<br>19 | 20 TO<br>24 | 25 TO<br>29 | 30 TO<br>34 | 35 TO<br>39 | 40 TO<br>44 | 45 TO<br>54 | 55 TO<br>64 | 65 TO<br>74 | 75 AND<br>OVER |
| <b>NONMETROPOLITAN—CONTINUED</b>               |                                |             |              |             |             |             |             |             |             |             |             |                |
| <b>BLACK</b>                                   |                                |             |              |             |             |             |             |             |             |             |             |                |
| MALE   | 1 642                          | 143         | 105          | 221         | 162         | 183         | 142         | 111         | 189         | 145         | 139         | 100            |
| IN FAMILIES                                    | 1 347                          | 140         | 104          | 206         | 136         | 153         | 111         | 89          | 134         | 111         | 96          | 67             |
| HOUSEHOLDER                                    | 665                            | -           | -            | 21          | 70          | 83          | 68          | 79          | 111         | 78          | 89          | 65             |
| MARRIED, WIFE PRESENT                          | 592                            | -           | -            | 19          | 62          | 76          | 55          | 75          | 96          | 73          | 86          | 50             |
| OTHER  | 73                             | -           | -            | 3           | 8           | 7           | 13          | 4           | 15          | 6           | 3           | 15             |
| HUSBAND OF HOUSEHOLDER                         | 47                             | -           | -            | 4           | 5           | 5           | 10          | 2           | 13          | 3           | 5           | -              |
| IN RELATED SUBFAMILIES                         | 22                             | 7           | -            | 2           | 2           | 5           | 1           | 2           | 1           | 1           | -           | -              |
| CHILD OF HOUSEHOLDER                           | 7                              | -           | -            | 1           | 1           | 1           | 2           | -           | -           | -           | -           | -              |
| MARRIED, WIFE PRESENT                          | 13                             | -           | -            | -           | 2           | 5           | 1           | 2           | 1           | 1           | -           | -              |
| PARENT, NO WIFE PRESENT                        | 2                              | -           | -            | 2           | -           | -           | -           | -           | -           | -           | -           | -              |
| CHILD  | 7                              | 7           | -            | -           | -           | -           | -           | -           | -           | -           | -           | -              |
| CHILD OF HOUSEHOLDER, NOT IN RELATED SUBFAMILY | 492                            | 122         | 86           | 152         | 42          | 52          | 21          | 5           | 9           | 2           | 1           | -              |
| OTHER, NOT IN RELATED SUBFAMILY                | 121                            | 10          | 18           | 27          | 16          | 8           | 10          | 1           | -           | 27          | 1           | 2              |
| IN UNRELATED SUBFAMILIES                       | 3                              | 3           | -            | -           | -           | -           | -           | -           | -           | -           | -           | -              |
| MARRIED, WIFE PRESENT                          | -                              | -           | -            | -           | -           | -           | -           | -           | -           | -           | -           | -              |
| OTHER REFERENCE PERSON                         | -                              | -           | -            | -           | -           | -           | -           | -           | -           | -           | -           | -              |
| CHILD  | 3                              | 3           | -            | -           | -           | -           | -           | -           | -           | -           | -           | -              |
| OTHER, IN UNRELATED SUBFAMILY                  | -                              | -           | -            | -           | -           | -           | -           | -           | -           | -           | -           | -              |
| NOT IN FAMILIES                                | 291                            | -           | 1            | 15          | 27          | 30          | 32          | 22          | 55          | 33          | 43          | 33             |
| NONFAMILY HOUSEHOLDER                          | 230                            | -           | -            | 10          | 17          | 20          | 23          | 17          | 34          | 33          | 42          | 32             |
| OTHER UNRELATED PERSONS IN HHLS                | 60                             | -           | 1            | 5           | 10          | 10          | 8           | 4           | 21          | -           | 1           | 1              |
| IN GROUP QUARTERS                              | 1                              | -           | -            | -           | -           | -           | -           | 1           | -           | -           | -           | -              |
| FEMALE   | 2 056                          | 164         | 115          | 242         | 227         | 194         | 175         | 144         | 222         | 205         | 211         | 157            |
| IN FAMILIES                                    | 1 765                          | 162         | 107          | 228         | 205         | 187         | 161         | 138         | 199         | 159         | 124         | 95             |
| HOUSEHOLDER                                    | 578                            | -           | 5            | 49          | 68          | 85          | 64          | 61          | 98          | 64          | 44          | 39             |
| MARRIED, HUSBAND PRESENT                       | 46                             | -           | -            | 4           | 2           | 9           | 1           | 9           | 19          | 3           | -           | -              |
| OTHER  | 532                            | -           | 5            | 45          | 66          | 77          | 63          | 52          | 80          | 61          | 44          | 39             |
| WIFE OF HOUSEHOLDER                            | 592                            | -           | 3            | 39          | 66          | 79          | 71          | 67          | 88          | 77          | 70          | 31             |
| IN RELATED SUBFAMILIES                         | 193                            | 24          | 33           | 53          | 42          | 18          | 17          | 6           | 1           | -           | -           | -              |
| CHILD OF HOUSEHOLDER                           | 144                            | 10          | 23           | 46          | 38          | 12          | 14          | 1           | -           | -           | -           | -              |
| MARRIED, HUSBAND PRESENT                       | 11                             | -           | -            | 2           | 4           | -           | 3           | 1           | 1           | -           | -           | -              |
| PARENT, NO HUSBAND PRESENT                     | 169                            | 11          | 33           | 50          | 38          | 18          | 14          | 5           | -           | -           | -           | -              |
| CHILD  | 12                             | 12          | -            | -           | -           | -           | -           | -           | -           | -           | -           | -              |
| CHILD OF HOUSEHOLDER, NOT IN RELATED SUBFAMILY | 294                            | 123         | 46           | 76          | 21          | 4           | 6           | 2           | 4           | 8           | 3           | -              |
| OTHER, NOT IN RELATED SUBFAMILY                | 108                            | 15          | 19           | 12          | 8           | 1           | 3           | 2           | 8           | 10          | 6           | 26             |
| IN UNRELATED SUBFAMILIES                       | 25                             | 1           | 2            | 5           | 8           | -           | 4           | -           | 7           | -           | -           | -              |
| MARRIED, HUSBAND PRESENT                       | -                              | -           | -            | -           | -           | -           | -           | -           | -           | -           | -           | -              |
| OTHER REFERENCE PERSON                         | 19                             | -           | -            | 5           | 8           | -           | 4           | -           | 3           | -           | -           | -              |
| CHILD  | 1                              | 1           | -            | -           | -           | -           | -           | -           | 3           | -           | -           | -              |
| OTHER, IN UNRELATED SUBFAMILY                  | 5                              | -           | 2            | -           | -           | -           | -           | -           | 3           | -           | -           | -              |
| NOT IN FAMILIES                                | 265                            | 1           | 6            | 9           | 14          | 7           | 11          | 6           | 16          | 46          | 88          | 61             |
| NONFAMILY HOUSEHOLDER                          | 237                            | -           | 3            | 2           | 11          | 3           | 10          | 3           | 13          | 46          | 85          | 61             |
| OTHER UNRELATED PERSONS IN HHLS                | 27                             | 1           | 3            | 5           | 3           | 4           | 1           | 2           | 4           | -           | 3           | 1              |
| IN GROUP QUARTERS                              | 1                              | -           | -            | 1           | -           | -           | -           | -           | -           | -           | -           | -              |
| <b>SPANISH ORIGIN<sup>1</sup></b>              |                                |             |              |             |             |             |             |             |             |             |             |                |
| MALE   | 491                            | 42          | 22           | 81          | 73          | 59          | 44          | 48          | 51          | 34          | 19          | 18             |
| IN FAMILIES                                    | 401                            | 42          | 21           | 59          | 52          | 49          | 38          | 42          | 43          | 26          | 13          | 16             |
| HOUSEHOLDER                                    | 255                            | -           | -            | 27          | 37          | 39          | 29          | 36          | 37          | 25          | 13          | 12             |
| MARRIED, WIFE PRESENT                          | 236                            | -           | -            | 26          | 33          | 35          | 29          | 33          | 33          | 24          | 13          | 9              |
| OTHER  | 19                             | -           | -            | 1           | 4           | 4           | -           | 3           | 4           | 1           | -           | 2              |
| HUSBAND OF HOUSEHOLDER                         | 6                              | -           | -            | 1           | 1           | 1           | 1           | 1           | 1           | 1           | -           | -              |
| IN RELATED SUBFAMILIES                         | 10                             | -           | -            | -           | 3           | 1           | 1           | -           | 3           | -           | -           | 1              |
| CHILD OF HOUSEHOLDER                           | 5                              | -           | -            | -           | 1           | 1           | 1           | -           | -           | -           | -           | -              |
| MARRIED, WIFE PRESENT                          | 3                              | -           | -            | -           | 3           | 1           | -           | -           | 1           | -           | -           | 1              |
| PARENT, NO WIFE PRESENT                        | 3                              | -           | -            | -           | -           | -           | 1           | -           | 1           | -           | -           | -              |
| CHILD  | -                              | -           | -            | -           | -           | -           | -           | -           | -           | -           | -           | -              |
| CHILD OF HOUSEHOLDER, NOT IN RELATED SUBFAMILY | 110                            | 41          | 20           | 25          | 9           | 3           | 7           | 4           | 1           | -           | -           | -              |
| OTHER, NOT IN RELATED SUBFAMILY                | 21                             | 1           | 1            | 6           | 3           | 5           | -           | 2           | -           | -           | 1           | 3              |
| IN UNRELATED SUBFAMILIES                       | 2                              | -           | -            | -           | -           | 2           | -           | -           | -           | -           | -           | -              |
| MARRIED, WIFE PRESENT                          | 1                              | -           | -            | -           | -           | 1           | -           | -           | -           | -           | -           | -              |
| OTHER REFERENCE PERSON                         | 1                              | -           | -            | -           | -           | 1           | -           | -           | -           | -           | -           | -              |
| CHILD  | -                              | -           | -            | -           | -           | -           | -           | -           | -           | -           | -           | -              |
| OTHER, IN UNRELATED SUBFAMILY                  | -                              | -           | -            | -           | -           | -           | -           | -           | -           | -           | -           | -              |
| NOT IN FAMILIES                                | 87                             | 1           | 1            | 22          | 21          | 7           | 6           | 5           | 9           | 7           | 6           | 2              |
| NONFAMILY HOUSEHOLDER                          | 51                             | -           | 1            | 5           | 12          | 3           | 6           | 4           | 6           | 6           | 6           | 2              |
| OTHER UNRELATED PERSONS IN HHLS                | 35                             | 1           | -            | 17          | 9           | 4           | -           | 1           | 2           | 2           | -           | -              |
| IN GROUP QUARTERS                              | 1                              | -           | -            | -           | -           | -           | -           | -           | 1           | -           | -           | -              |
| FEMALE   | 473                            | 48          | 25           | 72          | 52          | 57          | 59          | 33          | 51          | 41          | 22          | 14             |
| IN FAMILIES                                    | 419                            | 44          | 20           | 61          | 46          | 56          | 58          | 31          | 47          | 30          | 17          | 8              |
| HOUSEHOLDER                                    | 68                             | 2           | 2            | 7           | 8           | 11          | 11          | 7           | 8           | 9           | 4           | -              |
| MARRIED, HUSBAND PRESENT                       | 7                              | -           | -            | 1           | 2           | 1           | 1           | 1           | 1           | 1           | -           | -              |
| OTHER  | 61                             | 2           | 2            | 7           | 6           | 10          | 9           | 6           | 7           | 8           | 4           | -              |
| WIFE OF HOUSEHOLDER                            | 256                            | 2           | 5            | 29          | 36          | 41          | 46          | 23          | 39          | 17          | 12          | 5              |
| IN RELATED SUBFAMILIES                         | 17                             | 3           | 2            | 6           | 2           | -           | 1           | -           | -           | -           | -           | -              |
| CHILD OF HOUSEHOLDER                           | 10                             | 2           | 1            | 5           | -           | -           | 1           | 1           | -           | -           | -           | -              |
| MARRIED, HUSBAND PRESENT                       | 7                              | -           | 2            | 1           | 1           | -           | 1           | 1           | -           | -           | -           | -              |
| PARENT, NO HUSBAND PRESENT                     | 8                              | 2           | 1            | 5           | -           | -           | -           | -           | -           | -           | -           | -              |
| CHILD  | 1                              | 1           | -            | -           | -           | -           | -           | -           | -           | -           | -           | -              |
| CHILD OF HOUSEHOLDER, NOT IN RELATED SUBFAMILY | 66                             | 35          | 8            | 19          | -           | 4           | -           | -           | -           | -           | -           | -              |
| OTHER, NOT IN RELATED SUBFAMILY                | 11                             | 2           | 2            | -           | -           | -           | -           | -           | -           | 3           | 1           | 3              |
| IN UNRELATED SUBFAMILIES                       | 4                              | -           | -            | 1           | 1           | -           | -           | -           | 1           | -           | -           | -              |
| MARRIED, HUSBAND PRESENT                       | 1                              | -           | -            | 1           | -           | -           | -           | -           | -           | -           | -           | -              |
| OTHER REFERENCE PERSON                         | 3                              | -           | -            | 1           | 1           | -           | -           | -           | 1           | -           | -           | -              |
| CHILD  | -                              | -           | -            | -           | -           | -           | -           | -           | -           | -           | -           | -              |
| OTHER, IN UNRELATED SUBFAMILY                  | -                              | -           | -            | -           | -           | -           | -           | -           | -           | -           | -           | -              |
| NOT IN FAMILIES                                | 51                             | 4           | 5            | 10          | 4           | 1           | 1           | 1           | 2           | 12          | 5           | 6              |
| NONFAMILY HOUSEHOLDER                          | 29                             | -           | -            | 3           | 3           | 1           | 1           | 1           | 1           | 12          | 4           | 6              |
| OTHER UNRELATED PERSONS IN HHLS                | 22                             | 4           | 5            | 6           | 4           | -           | -           | -           | 1           | -           | 1           | -              |
| IN GROUP QUARTERS                              | -                              | -           | -            | -           | -           | -           | -           | -           | -           | -           | -           | -              |

<sup>1</sup> PERSONS OF SPANISH ORIGIN MAY BE OF ANY RACE.

Table 2. Family Status of Persons 15 Years and Over, by Age, Sex, Race, Hispanic Origin, and Metropolitan-Nonmetropolitan Residence: March 1988—Continued

| SUBJECT   | TOTAL,<br>15 YEARS<br>AND OVER | AGE (YEARS)  |              |             |             |             |             |             |             |             |             |                |
|---|--------------------------------|--|--------------|-------------|-------------|-------------|-------------|-------------|-------------|-------------|-------------|----------------|
|   |                                | 15 TO<br>17  | 18 AND<br>19 | 20 TO<br>24 | 25 TO<br>29 | 30 TO<br>34 | 35 TO<br>39 | 40 TO<br>44 | 45 TO<br>54 | 55 TO<br>64 | 65 TO<br>74 | 75 AND<br>OVER |
|   |                                | [NUMBERS IN THOUSANDS. FOR MEANING OF SYMBOLS, SEE TEXT] |              |             |             |             |             |             |             |             |             |                |
| <b>NORTHEAST</b>  |                                |  |              |             |             |             |             |             |             |             |             |                |
| <b>ALL RACES</b>  |                                |  |              |             |             |             |             |             |             |             |             |                |
| MALE . . . . .  | 18 768                         | 1 061  | 746          | 1 968       | 2 142       | 2 041       | 1 877       | 1 611       | 2 396       | 2 262       | 1 735       | 927            |
| IN FAMILIES . . . . .                                       | 15 706                         | 1 047  | 718          | 1 635       | 1 612       | 1 620       | 1 550       | 1 387       | 2 075       | 1 945       | 1 460       | 658            |
| HOUSEHOLDER . . . . .                                       | 10 288                         | -  | 4            | 229         | 885         | 1 203       | 1 280       | 1 206       | 1 812       | 1 784       | 1 320       | 564            |
| MARRIED, WIFE PRESENT . . . . .                             | 9 661                          | -  | 2            | 181         | 816         | 1 134       | 1 218       | 1 140       | 1 704       | 1 695       | 1 264       | 506            |
| OTHER . . . . .   | 627                            | -  | 3            | 48          | 69          | 68          | 61          | 66          | 108         | 90          | 56          | 58             |
| HUSBAND OF HOUSEHOLDER . . . . .                            | 749                            | -  | -            | 26          | 80          | 106         | 96          | 95          | 138         | 98          | 82          | 24             |
| IN RELATED SUBFAMILIES . . . . .                            | 203                            | 18   | 3            | 23          | 41          | 19          | 14          | 12          | 23          | 26          | 18          | 5              |
| CHILD OF HOUSEHOLDER . . . . .                              | 69                             | 3  | 3            | 12          | 23          | 9           | 8           | 2           | 5           | 3           | -           | -              |
| MARRIED, WIFE PRESENT . . . . .                             | 161                            | -  | -            | 17          | 33          | 17          | 13          | 11          | 21          | 26          | 18          | 5              |
| PARENT, NO WIFE PRESENT . . . . .                           | 26                             | 3  | 3            | 5           | 8           | 3           | 1           | 1           | 2           | -           | -           | -              |
| CHILD . . . . .   | 15                             | 15   | -            | -           | -           | -           | -           | -           | -           | -           | -           | -              |
| CHILD OF HOUSEHOLDER, NOT IN<br>RELATED SUBFAMILY . . . . . | 3 977                          | 1 002  | 667          | 1 265       | 538         | 236         | 117         | 58          | 69          | 18          | 7           | -              |
| OTHER, NOT IN RELATED SUBFAMILY . . . . .                   | 489                            | 26   | 44           | 90          | 68          | 55          | 42          | 15          | 33          | 19          | 33          | 64             |
| IN UNRELATED SUBFAMILIES . . . . .                          | 48                             | 10   | 5            | 11          | 5           | 4           | 5           | -           | 1           | 4           | 1           | 2              |
| MARRIED, WIFE PRESENT . . . . .                             | 6                              | -  | -            | 1           | 1           | 1           | -           | -           | 2           | -           | -           | 2              |
| OTHER REFERENCE PERSON . . . . .                            | 10                             | 2  | -            | 2           | 1           | 1           | -           | -           | 2           | 1           | -           | -              |
| CHILD . . . . .   | 8                              | 8  | -            | -           | -           | -           | -           | -           | -           | -           | -           | -              |
| OTHER, IN UNRELATED SUBFAMILY . . . . .                     | 23                             | -  | 5            | 9           | 3           | 2           | 4           | -           | 1           | -           | -           | -              |
| NOT IN FAMILIES . . . . .                                   | 3 014                          | 4  | 22           | 322         | 525         | 418         | 322         | 225         | 321         | 313         | 275         | 268            |
| NONFAMILY HOUSEHOLDER . . . . .                             | 2 336                          | -  | 7            | 179         | 370         | 295         | 246         | 190         | 267         | 281         | 250         | 251            |
| OTHER UNRELATED PERSONS IN HHLS . . . . .                   | 622                            | 4  | 9            | 140         | 146         | 119         | 67          | 34          | 43          | 31          | 21          | 7              |
| IN GROUP QUARTERS . . . . .                                 | 57                             | -  | 6            | 2           | 9           | 4           | 9           | 1           | 11          | -           | 4           | 10             |
| FEMALE . . . . .  | 21 093                         | 1 039  | 741          | 1 930       | 2 249       | 2 175       | 1 896       | 1 728       | 2 690       | 2 656       | 2 247       | 1 743          |
| IN FAMILIES . . . . .                                       | 16 927                         | 1 010  | 703          | 1 613       | 1 833       | 1 882       | 1 705       | 1 544       | 2 360       | 2 099       | 1 419       | 759            |
| HOUSEHOLDER . . . . .                                       | 3 094                          | 5  | 23           | 205         | 349         | 387         | 381         | 395         | 530         | 395         | 224         | 201            |
| MARRIED, HUSBAND PRESENT . . . . .                          | 749                            | -  | 1            | 56          | 79          | 111         | 113         | 109         | 121         | 105         | 42          | 12             |
| OTHER . . . . .   | 2 345                          | 5  | 22           | 149         | 271         | 276         | 268         | 287         | 409         | 289         | 182         | 189            |
| WIFE OF HOUSEHOLDER . . . . .                               | 9 661                          | 7  | 21           | 367         | 1 028       | 1 333       | 1 228       | 1 083       | 1 717       | 1 544       | 1 038       | 296            |
| IN RELATED SUBFAMILIES . . . . .                            | 432                            | 37   | 30           | 83          | 105         | 55          | 33          | 20          | 22          | 28          | 14          | 4              |
| CHILD OF HOUSEHOLDER . . . . .                              | 258                            | 12   | 26           | 66          | 76          | 35          | 22          | 13          | 8           | 1           | -           | -              |
| MARRIED, HUSBAND PRESENT . . . . .                          | 161                            | -  | 7            | 19          | 35          | 14          | 14          | 13          | 16          | 28          | 13          | 4              |
| PARENT, NO HUSBAND PRESENT . . . . .                        | 250                            | 17   | 23           | 64          | 71          | 41          | 19          | 7           | 7           | 1           | 1           | -              |
| CHILD . . . . .   | 20                             | 20   | -            | -           | -           | -           | -           | -           | -           | -           | -           | -              |
| CHILD OF HOUSEHOLDER, NOT IN<br>RELATED SUBFAMILY . . . . . | 3 008                          | 946  | 593          | 892         | 297         | 96          | 51          | 31          | 56          | 36          | 11          | -              |
| OTHER, NOT IN RELATED SUBFAMILY . . . . .                   | 731                            | 15   | 37           | 66          | 53          | 12          | 13          | 14          | 34          | 96          | 133         | 258            |
| IN UNRELATED SUBFAMILIES . . . . .                          | 104                            | 8  | 2            | 15          | 16          | 14          | 17          | 11          | 13          | 3           | 3           | 2              |
| MARRIED, HUSBAND PRESENT . . . . .                          | 6                              | -  | -            | 1           | -           | 1           | -           | 1           | -           | 2           | -           | 2              |
| OTHER REFERENCE PERSON . . . . .                            | 80                             | -  | 1            | 11          | 15          | 11          | 16          | 9           | 13          | 1           | 3           | -              |
| CHILD . . . . .   | 8                              | 8  | -            | -           | -           | -           | -           | -           | -           | -           | -           | -              |
| OTHER, IN UNRELATED SUBFAMILY . . . . .                     | 10                             | -  | 1            | 3           | 1           | 2           | 1           | 1           | -           | -           | -           | -              |
| NOT IN FAMILIES . . . . .                                   | 4 062                          | 22   | 36           | 301         | 400         | 279         | 174         | 173         | 316         | 554         | 824         | 982            |
| NONFAMILY HOUSEHOLDER . . . . .                             | 3 419                          | 5  | 7            | 145         | 262         | 205         | 131         | 136         | 272         | 522         | 806         | 929            |
| OTHER UNRELATED PERSONS IN HHLS . . . . .                   | 579                            | 16   | 27           | 151         | 138         | 69          | 42          | 34          | 43          | 30          | 8           | 22             |
| IN GROUP QUARTERS . . . . .                                 | 64                             | 1  | 2            | 5           | -           | 4           | 1           | 3           | 2           | 2           | 10          | 32             |
| <b>MIDWEST</b>  |                                |  |              |             |             |             |             |             |             |             |             |                |
| <b>ALL RACES</b>  |                                |  |              |             |             |             |             |             |             |             |             |                |
| MALE . . . . .  | 22 019                         | 1 293  | 850          | 2 247       | 2 676       | 2 687       | 2 266       | 1 791       | 2 851       | 2 551       | 1 807       | 1 000          |
| IN FAMILIES . . . . .                                       | 18 355                         | 1 270  | 793          | 1 680       | 1 978       | 2 173       | 1 894       | 1 589       | 2 481       | 2 213       | 1 536       | 749            |
| HOUSEHOLDER . . . . .                                       | 12 902                         | 6  | 19           | 400         | 1 275       | 1 704       | 1 617       | 1 424       | 2 314       | 2 040       | 1 426       | 676            |
| MARRIED, WIFE PRESENT . . . . .                             | 12 316                         | 2  | 15           | 354         | 1 210       | 1 604       | 1 548       | 1 359       | 2 212       | 1 990       | 1 372       | 650            |
| OTHER . . . . .   | 586                            | 4  | 4            | 46          | 65          | 101         | 69          | 65          | 102         | 50          | 54          | 26             |
| HUSBAND OF HOUSEHOLDER . . . . .                            | 657                            | -  | -            | 35          | 80          | 115         | 82          | 78          | 89          | 101         | 51          | 26             |
| IN RELATED SUBFAMILIES . . . . .                            | 173                            | 16   | 5            | 25          | 35          | 24          | 19          | 9           | 10          | 9           | 10          | 12             |
| CHILD OF HOUSEHOLDER . . . . .                              | 73                             | 2  | 5            | 17          | 12          | 14          | 15          | 3           | 3           | 3           | -           | -              |
| MARRIED, WIFE PRESENT . . . . .                             | 125                            | -  | 4            | 18          | 28          | 16          | 12          | 9           | 10          | 8           | 10          | 12             |
| PARENT, NO WIFE PRESENT . . . . .                           | 36                             | 4  | 1            | 8           | 7           | 8           | 7           | -           | -           | 1           | -           | -              |
| CHILD . . . . .   | 12                             | 12   | -            | -           | -           | -           | -           | -           | -           | -           | -           | -              |
| CHILD OF HOUSEHOLDER, NOT IN<br>RELATED SUBFAMILY . . . . . | 4 161                          | 1 216  | 736          | 1 133       | 544         | 275         | 127         | 59          | 39          | 26          | 7           | -              |
| OTHER, NOT IN RELATED SUBFAMILY . . . . .                   | 462                            | 32   | 33           | 86          | 44          | 55          | 50          | 18          | 30          | 36          | 42          | 35             |
| IN UNRELATED SUBFAMILIES . . . . .                          | 50                             | 14   | 10           | 12          | 9           | 2           | 2           | -           | -           | 1           | -           | -              |
| MARRIED, WIFE PRESENT . . . . .                             | 5                              | -  | -            | 1           | 4           | -           | -           | -           | -           | -           | -           | -              |
| OTHER REFERENCE PERSON . . . . .                            | 15                             | 4  | -            | 3           | 3           | 2           | 2           | -           | -           | -           | -           | -              |
| CHILD . . . . .   | 8                              | 8  | -            | -           | -           | -           | -           | -           | -           | -           | -           | -              |
| OTHER, IN UNRELATED SUBFAMILY . . . . .                     | 22                             | 1  | 10           | 8           | 2           | -           | -           | -           | -           | 1           | -           | -              |
| NOT IN FAMILIES . . . . .                                   | 3 614                          | 10   | 48           | 555         | 688         | 512         | 370         | 203         | 370         | 338         | 271         | 250            |
| NONFAMILY HOUSEHOLDER . . . . .                             | 2 730                          | 2  | 23           | 337         | 480         | 346         | 280         | 164         | 303         | 297         | 262         | 237            |
| OTHER UNRELATED PERSONS IN HHLS . . . . .                   | 843                            | 8  | 21           | 209         | 205         | 162         | 83          | 34          | 63          | 40          | 8           | 10             |
| IN GROUP QUARTERS . . . . .                                 | 41                             | -  | 3            | 9           | 4           | 3           | 8           | 5           | 4           | 1           | -           | 3              |
| FEMALE . . . . .  | 23 896                         | 1 329  | 879          | 2 456       | 2 608       | 2 634       | 2 236       | 1 898       | 3 021       | 2 677       | 2 317       | 1 839          |
| IN FAMILIES . . . . .                                       | 19 362                         | 1 308  | 785          | 1 934       | 2 172       | 2 338       | 2 042       | 1 708       | 2 676       | 2 201       | 1 456       | 741            |
| HOUSEHOLDER . . . . .                                       | 3 003                          | 2  | 21           | 220         | 387         | 490         | 419         | 376         | 432         | 305         | 203         | 145            |
| MARRIED, HUSBAND PRESENT . . . . .                          | 657                            | -  | 2            | 48          | 108         | 109         | 81          | 68          | 103         | 84          | 33          | 19             |
| OTHER . . . . .   | 2 346                          | 2  | 19           | 172         | 279         | 382         | 338         | 307         | 329         | 222         | 170         | 126            |
| WIFE OF HOUSEHOLDER . . . . .                               | 12 316                         | 13   | 47           | 707         | 1 469       | 1 714       | 1 546       | 1 265       | 2 162       | 1 827       | 1 141       | 427            |
| IN RELATED SUBFAMILIES . . . . .                            | 388                            | 54   | 30           | 105         | 73          | 58          | 18          | 28          | 16          | 7           | 14          | 6              |
| CHILD OF HOUSEHOLDER . . . . .                              | 247                            | 23   | 27           | 73          | 47          | 27          | 14          | 18          | 14          | 3           | -           | -              |
| MARRIED, HUSBAND PRESENT . . . . .                          | 125                            | 4  | 4            | 31          | 21          | 12          | 3           | 14          | 9           | 7           | 14          | 6              |
| PARENT, NO HUSBAND PRESENT . . . . .                        | 235                            | 21   | 26           | 74          | 52          | 26          | 15          | 13          | 8           | -           | -           | -              |
| CHILD . . . . .   | 28                             | 28   | -            | -           | -           | -           | -           | -           | -           | -           | -           | -              |
| CHILD OF HOUSEHOLDER, NOT IN<br>RELATED SUBFAMILY . . . . . | 3 155                          | 1 215  | 655          | 855         | 214         | 81          | 49          | 26          | 36          | 16          | 6           | -              |
| OTHER, NOT IN RELATED SUBFAMILY . . . . .                   | 501                            | 25   | 31           | 46          | 29          | 15          | 11          | 14          | 31          | 45          | 91          | 162            |
| IN UNRELATED SUBFAMILIES . . . . .                          | 117                            | 6  | 7            | 29          | 31          | 17          | 9           | 11          | 5           | -           | -           | -              |
| MARRIED, HUSBAND PRESENT . . . . .                          | 5                              | -  | -            | 3           | 2           | 2           | -           | -           | -           | -           | -           | -              |
| OTHER REFERENCE PERSON . . . . .                            | 93                             | -  | 4            | 20          | 28          | 15          | 9           | 11          | 5           | -           | -           | -              |
| CHILD . . . . .   | 3                              | 3  | -            | -           | -           | -           | -           | -           | -           | -           | -           | -              |
| OTHER, IN UNRELATED SUBFAMILY . . . . .                     | 15                             | 3  | 3            | 9           | -           | -           | -           | -           | -           | -           | -           | -              |
| NOT IN FAMILIES . . . . .                                   | 4 417                          | 15   | 86           | 494         | 405         | 279         | 184         | 178         | 340         | 476         | 861         | 1 099          |
| NONFAMILY HOUSEHOLDER . . . . .                             | 3 767                          | 3  | 36           | 295         | 273         | 221         | 151         | 144         | 305         | 435         | 838         | 1 067          |
| OTHER UNRELATED PERSONS IN HHLS . . . . .                   | 613                            | 12   | 51           | 195         | 130         | 55          | 33          | 34          | 33          | 32          | 21          | 18             |
| IN GROUP QUARTERS . . . . .                                 | 36                             | -  | -            | 4           | 2           | 3           | -           | -           | 2           | 9           | 2           | 14             |

Table 2. Family Status of Persons 15 Years and Over, by Age, Sex, Race, Hispanic Origin, and Metropolitan-Nonmetropolitan Residence: March 1988—Continued

(NUMBERS IN THOUSANDS. FOR MEANING OF SYMBOLS, SEE TEXT)

| SUBJECT   | TOTAL,<br>15 YEARS<br>AND OVER | AGE (YEARS) |              |             |             |             |             |             |             |             |             |                |
|---|--------------------------------|-------------|--------------|-------------|-------------|-------------|-------------|-------------|-------------|-------------|-------------|----------------|
|   |                                | 15 TO<br>17 | 18 AND<br>19 | 20 TO<br>24 | 25 TO<br>29 | 30 TO<br>34 | 35 TO<br>39 | 40 TO<br>44 | 45 TO<br>54 | 55 TO<br>64 | 65 TO<br>74 | 75 AND<br>OVER |
| <b>SOUTH</b>                                      |                                |             |              |             |             |             |             |             |             |             |             |                |
| <b>ALL RACES</b>                                  |                                |             |              |             |             |             |             |             |             |             |             |                |
| MALE  | 30 661                         | 2 043       | 1 264        | 3 176       | 3 499       | 3 507       | 3 067       | 2 685       | 3 957       | 3 418       | 2 627       | 1 417          |
| IN FAMILIES                                       | 25 918                         | 2 011       | 1 189        | 2 559       | 2 656       | 2 778       | 2 531       | 2 337       | 3 441       | 3 041       | 2 261       | 1 114          |
| HOUSEHOLDER                                       | 17 824                         | 9           | 39           | 726         | 1 772       | 2 120       | 2 117       | 2 082       | 3 141       | 2 753       | 2 074       | 991            |
| MARRIED, WIFE PRESENT                             | 16 979                         | 2           | 30           | 649         | 1 694       | 2 045       | 2 006       | 1 961       | 3 015       | 2 638       | 2 002       | 937            |
| OTHER   | 645                            | 7           | 8            | 77          | 77          | 75          | 112         | 121         | 126         | 115         | 72          | 55             |
| HUSBAND OF HOUSEHOLDER                            | 1 025                          | -           | 1            | 53          | 112         | 156         | 149         | 132         | 145         | 144         | 101         | 31             |
| IN RELATED SUBFAMILIES                            | 362                            | 55          | 11           | 71          | 61          | 48          | 18          | 17          | 25          | 23          | 13          | 20             |
| CHILD OF HOUSEHOLDER                              | 128                            | 9           | 8            | 36          | 28          | 21          | 8           | 6           | 5           | 4           | 2           | -              |
| MARRIED, WIFE PRESENT                             | 275                            | 3           | 9            | 58          | 50          | 41          | 17          | 17          | 24          | 23          | 13          | 20             |
| PARENT, NO WIFE PRESENT                           | 44                             | 9           | 2            | 12          | 11          | 7           | 1           | -           | 1           | -           | -           | -              |
| CHILD   | 42                             | 42          | -            | -           | -           | -           | -           | -           | -           | -           | -           | -              |
| CHILD OF HOUSEHOLDER, NOT IN RELATED SUBFAMILY    | 5 829                          | 1 852       | 1 042        | 1 533       | 604         | 370         | 205         | 78          | 110         | 28          | 7           | -              |
| OTHER, NOT IN RELATED SUBFAMILY                   | 879                            | 94          | 96           | 176         | 106         | 84          | 43          | 29          | 20          | 93          | 66          | 73             |
| IN UNRELATED SUBFAMILIES                          | 51                             | 13          | 5            | 9           | 3           | 12          | 2           | 2           | 3           | -           | -           | 2              |
| MARRIED, WIFE PRESENT                             | 12                             | -           | -            | 2           | 3           | 2           | 2           | 1           | 1           | -           | -           | 2              |
| OTHER REFERENCE PERSON                            | 4                              | -           | -            | -           | -           | 1           | -           | 1           | 2           | -           | -           | -              |
| CHILD   | 13                             | 13          | -            | -           | -           | -           | -           | -           | -           | -           | -           | -              |
| OTHER, IN UNRELATED SUBFAMILY                     | 21                             | -           | 5            | 7           | -           | 9           | -           | -           | -           | -           | -           | -              |
| NOT IN FAMILIES                                   | 4 692                          | 19          | 70           | 608         | 840         | 717         | 534         | 346         | 513         | 377         | 366         | 301            |
| NONFAMILY HOUSEHOLDER                             | 3 563                          | 2           | 31           | 355         | 576         | 512         | 415         | 294         | 413         | 335         | 335         | 296            |
| OTHER UNRELATED PERSONS IN HHLS IN GROUP QUARTERS | 1 045                          | 14          | 34           | 238         | 256         | 179         | 114         | 47          | 88          | 38          | 32          | 5              |
|   | 84                             | 4           | 5            | 15          | 8           | 26          | 5           | 5           | 13          | 4           | -           | -              |
| FEMALE  | 33 791                         | 1 878       | 1 309        | 3 213       | 3 689       | 3 673       | 3 321       | 2 809       | 4 221       | 3 989       | 3 435       | 2 252          |
| IN FAMILIES                                       | 28 087                         | 1 841       | 1 196        | 2 675       | 3 077       | 3 247       | 3 024       | 2 575       | 3 766       | 3 268       | 2 235       | 1 164          |
| HOUSEHOLDER                                       | 5 022                          | 8           | 35           | 332         | 565         | 768         | 708         | 564         | 746         | 603         | 398         | 294            |
| MARRIED, HUSBAND PRESENT                          | 1 025                          | 3           | 9            | 64          | 128         | 162         | 151         | 126         | 158         | 131         | 76          | 15             |
| OTHER   | 3 998                          | 5           | 26           | 268         | 437         | 606         | 557         | 438         | 588         | 472         | 322         | 279            |
| WIFE OF HOUSEHOLDER                               | 16 979                         | 23          | 123          | 1 043       | 2 000       | 2 231       | 2 153       | 1 903       | 2 855       | 2 474       | 1 638       | 535            |
| IN RELATED SUBFAMILIES                            | 1 057                          | 119         | 133          | 281         | 209         | 124         | 73          | 39          | 32          | 16          | 13          | 17             |
| CHILD OF HOUSEHOLDER                              | 707                            | 68          | 99           | 205         | 151         | 91          | 54          | 23          | 8           | 5           | 3           | 1              |
| MARRIED, HUSBAND PRESENT                          | 275                            | 12          | 16           | 70          | 50          | 27          | 16          | 14          | 26          | 16          | 13          | 16             |
| PARENT, NO HUSBAND PRESENT                        | 743                            | 69          | 117          | 212         | 159         | 97          | 57          | 25          | 6           | -           | -           | 1              |
| CHILD   | 39                             | 39          | -            | -           | -           | -           | -           | -           | -           | -           | -           | -              |
| CHILD OF HOUSEHOLDER, NOT IN RELATED SUBFAMILY    | 3 993                          | 1 601       | 845          | 928         | 263         | 89          | 76          | 43          | 76          | 58          | 13          | -              |
| OTHER, NOT IN RELATED SUBFAMILY                   | 1 037                          | 89          | 59           | 91          | 40          | 34          | 14          | 27          | 77          | 117         | 171         | 317            |
| IN UNRELATED SUBFAMILIES                          | 184                            | 11          | 12           | 26          | 54          | 35          | 21          | 13          | 9           | 2           | -           | -              |
| MARRIED, HUSBAND PRESENT                          | 12                             | 1           | -            | 1           | 4           | 4           | -           | 1           | -           | 2           | -           | -              |
| OTHER REFERENCE PERSON                            | 151                            | 3           | 2            | 27          | 51          | 31          | 21          | 12          | 6           | -           | -           | -              |
| CHILD   | 7                              | 7           | -            | -           | -           | -           | -           | -           | -           | -           | -           | -              |
| OTHER, IN UNRELATED SUBFAMILY                     | 13                             | -           | 9            | -           | -           | -           | -           | -           | 3           | -           | -           | -              |
| NOT IN FAMILIES                                   | 5 220                          | 26          | 102          | 511         | 558         | 391         | 276         | 221         | 426         | 720         | 1 201       | 1 089          |
| NONFAMILY HOUSEHOLDER                             | 4 638                          | 3           | 26           | 285         | 371         | 292         | 213         | 183         | 368         | 669         | 1 172       | 1 054          |
| OTHER UNRELATED PERSONS IN HHLS IN GROUP QUARTERS | 834                            | 19          | 75           | 220         | 182         | 98          | 59          | 28          | 54          | 47          | 21          | 30             |
|   | 48                             | 3           | 1            | 6           | 4           | 1           | 5           | 10          | 3           | 3           | 7           | 4              |
| <b>WEST</b>                                       |                                |             |              |             |             |             |             |             |             |             |             |                |
| <b>ALL RACES</b>                                  |                                |             |              |             |             |             |             |             |             |             |             |                |
| MALE  | 18 836                         | 1 110       | 721          | 1 863       | 2 352       | 2 416       | 2 111       | 1 667       | 2 316       | 1 955       | 1 567       | 757            |
| IN FAMILIES                                       | 14 842                         | 1 071       | 638          | 1 310       | 1 600       | 1 739       | 1 613       | 1 328       | 1 944       | 1 702       | 1 306       | 590            |
| HOUSEHOLDER                                       | 10 450                         | 5           | 15           | 377         | 1 022       | 1 389       | 1 365       | 1 179       | 1 767       | 1 604       | 1 203       | 522            |
| MARRIED, WIFE PRESENT                             | 9 792                          | -           | 12           | 308         | 948         | 1 284       | 1 285       | 1 114       | 1 663       | 1 523       | 1 159       | 496            |
| OTHER   | 656                            | 5           | 3            | 70          | 73          | 105         | 81          | 65          | 105         | 81          | 45          | 27             |
| HUSBAND OF HOUSEHOLDER                            | 631                            | -           | -            | 48          | 80          | 85          | 103         | 81          | 112         | 59          | 44          | 17             |
| IN RELATED SUBFAMILIES                            | 274                            | 26          | 8            | 25          | 48          | 38          | 34          | 18          | 24          | 6           | 36          | 11             |
| CHILD OF HOUSEHOLDER                              | 89                             | 1           | 4            | 10          | 20          | 23          | 16          | 7           | 6           | 1           | 1           | -              |
| MARRIED, WIFE PRESENT                             | 204                            | -           | 6            | 20          | 45          | 27          | 19          | 14          | 20          | 6           | 36          | 11             |
| PARENT, NO WIFE PRESENT                           | 45                             | -           | 2            | 5           | 4           | 11          | 15          | 4           | 5           | -           | -           | -              |
| CHILD   | 25                             | 25          | -            | -           | -           | -           | -           | -           | -           | -           | -           | -              |
| CHILD OF HOUSEHOLDER, NOT IN RELATED SUBFAMILY    | 2 979                          | 1 015       | 565          | 757         | 348         | 143         | 83          | 34          | 26          | 7           | 2           | -              |
| OTHER, NOT IN RELATED SUBFAMILY                   | 508                            | 25          | 50           | 102         | 102         | 84          | 28          | 15          | 14          | 26          | 22          | 39             |
| IN UNRELATED SUBFAMILIES                          | 60                             | 6           | 7            | 17          | 9           | 11          | 1           | 6           | 1           | -           | -           | 1              |
| MARRIED, WIFE PRESENT                             | 14                             | -           | 5            | 5           | 1           | 4           | -           | 2           | 1           | -           | -           | 1              |
| OTHER REFERENCE PERSON                            | 17                             | -           | 2            | 3           | 4           | 4           | 1           | 4           | -           | -           | -           | -              |
| CHILD   | 5                              | 5           | -            | -           | -           | -           | -           | -           | -           | -           | -           | -              |
| OTHER, IN UNRELATED SUBFAMILY                     | 24                             | 1           | 5            | 4           | 4           | 3           | -           | 2           | -           | -           | -           | -              |
| NOT IN FAMILIES                                   | 3 934                          | 34          | 77           | 536         | 743         | 666         | 497         | 332         | 370         | 253         | 260         | 167            |
| NONFAMILY HOUSEHOLDER                             | 2 680                          | 8           | 41           | 280         | 420         | 411         | 355         | 263         | 277         | 233         | 242         | 150            |
| OTHER UNRELATED PERSONS IN HHLS IN GROUP QUARTERS | 1 207                          | 20          | 32           | 243         | 311         | 253         | 141         | 69          | 87          | 19          | 18          | 13             |
|   | 47                             | 5           | 3            | 13          | 12          | 2           | 1           | -           | 6           | -           | -           | 4              |
| FEMALE  | 19 388                         | 1 021       | 710          | 1 987       | 2 308       | 2 313       | 2 079       | 1 638       | 2 342       | 2 133       | 1 737       | 1 120          |
| IN FAMILIES                                       | 15 617                         | 989         | 607          | 1 535       | 1 804       | 1 930       | 1 818       | 1 458       | 1 996       | 1 743       | 1 230       | 508            |
| HOUSEHOLDER                                       | 2 550                          | 8           | 23           | 214         | 321         | 370         | 373         | 366         | 396         | 221         | 172         | 87             |
| MARRIED, HUSBAND PRESENT                          | 631                            | -           | 8            | 60          | 102         | 103         | 81          | 87          | 93          | 50          | 39          | 8              |
| OTHER   | 1 919                          | 8           | 15           | 153         | 220         | 267         | 291         | 279         | 303         | 171         | 132         | 79             |
| WIFE OF HOUSEHOLDER                               | 9 792                          | 8           | 49           | 603         | 1 157       | 1 406       | 1 355       | 1 043       | 1 510       | 1 424       | 945         | 292            |
| IN RELATED SUBFAMILIES                            | 474                            | 43          | 25           | 110         | 113         | 57          | 38          | 14          | 20          | 27          | 16          | 11             |
| CHILD OF HOUSEHOLDER                              | 260                            | 22          | 20           | 83          | 66          | 30          | 22          | 7           | 4           | 4           | 1           | -              |
| MARRIED, HUSBAND PRESENT                          | 204                            | 5           | 2            | 39          | 43          | 23          | 16          | 11          | 15          | 23          | 16          | 11             |
| PARENT, NO HUSBAND PRESENT                        | 253                            | 21          | 23           | 71          | 70          | 33          | 22          | 3           | 5           | 4           | -           | -              |
| CHILD   | 17                             | 17          | -            | -           | -           | -           | -           | -           | -           | -           | -           | -              |
| CHILD OF HOUSEHOLDER, NOT IN RELATED SUBFAMILY    | 2 238                          | 887         | 486          | 544         | 156         | 71          | 34          | 21          | 26          | 8           | 5           | -              |
| OTHER, NOT IN RELATED SUBFAMILY                   | 563                            | 44          | 24           | 65          | 56          | 25          | 18          | 13          | 44          | 64          | 92          | 118            |
| IN UNRELATED SUBFAMILIES                          | 163                            | 8           | 7            | 41          | 41          | 25          | 18          | 10          | 6           | 6           | 1           | 1              |
| MARRIED, HUSBAND PRESENT                          | 14                             | -           | 2            | 4           | 1           | 2           | -           | 4           | 1           | -           | -           | 1              |
| OTHER REFERENCE PERSON                            | 128                            | -           | 3            | 30          | 40          | 23          | 17          | 6           | 5           | 3           | 1           | -              |
| CHILD   | 8                              | 8           | -            | -           | -           | -           | -           | -           | -           | -           | -           | -              |
| OTHER, IN UNRELATED SUBFAMILY                     | 13                             | -           | 2            | 7           | -           | -           | 1           | -           | -           | 3           | -           | -              |
| NOT IN FAMILIES                                   | 3 608                          | 24          | 96           | 410         | 463         | 358         | 243         | 171         | 341         | 384         | 506         | 611            |
| NONFAMILY HOUSEHOLDER                             | 2 800                          | 4           | 34           | 195         | 286         | 255         | 167         | 141         | 287         | 368         | 484         | 580            |
| OTHER UNRELATED PERSONS IN HHLS IN GROUP QUARTERS | 779                            | 19          | 63           | 211         | 175         | 103         | 76          | 28          | 53          | 17          | 23          | 15             |
|   | 29                             | -           | -            | 4           | 3           | -           | -           | 2           | 1           | -           | 3           | 16             |

Table 3. Family Status of Persons Under 15 Years, by Age, Sex, Race, Hispanic Origin, and Metropolitan Residence: March 1988

[NUMBERS IN THOUSANDS. FOR MEANING OF SYMBOLS, SEE TEXT]

| SUBJECT                                 | TOTAL,<br>UNDER 15<br>YEARS | AGE                 |                    |                    |                     |                      | PERCENT DISTRIBUTION        |                     |                    |                    |                     |                      |
|---|-----------------------------|---------------------|--------------------|--------------------|---------------------|----------------------|-----------------------------|---------------------|--------------------|--------------------|---------------------|----------------------|
|   |                             | UNDER<br>3<br>YEARS | 3 TO<br>5<br>YEARS | 6 TO<br>8<br>YEARS | 9 TO<br>11<br>YEARS | 12 TO<br>14<br>YEARS | TOTAL,<br>UNDER 15<br>YEARS | UNDER<br>3<br>YEARS | 3 TO<br>5<br>YEARS | 6 TO<br>8<br>YEARS | 9 TO<br>11<br>YEARS | 12 TO<br>14<br>YEARS |
| <b>UNITED STATES</b>                    |                             |                     |                    |                    |                     |                      |                             |                     |                    |                    |                     |                      |
| <b>ALL RACES</b>                        |                             |                     |                    |                    |                     |                      |                             |                     |                    |                    |                     |                      |
| TOTAL . . . . .                         | 52 703                      | 11 047              | 10 917             | 10 768             | 10 214              | 9 757                | 100.0                       | 100.0               | 100.0              | 100.0              | 100.0               | 100.0                |
| IN FAMILIES . . . . .                   | 51 852                      | 10 912              | 10 709             | 10 557             | 10 058              | 9 617                | 98.4                        | 98.8                | 98.1               | 98.0               | 98.5                | 98.6                 |
| CHILD OF HOUSEHOLDER . . . . .          | 48 025                      | 9 779               | 9 877              | 9 858              | 9 451               | 9 060                | 91.1                        | 88.5                | 90.5               | 91.5               | 92.5                | 92.9                 |
| OTHER RELATIVE OF HOUSEHOLDER . . . . . | 3 827                       | 1 133               | 832                | 699                | 607                 | 557                  | 7.3                         | 10.3                | 7.6                | 6.5                | 5.9                 | 5.7                  |
| CHILD IN RELATED SUBFAMILY . . . . .    | 2 694                       | 979                 | 659                | 457                | 345                 | 254                  | 5.1                         | 8.9                 | 6.0                | 4.2                | 3.4                 | 2.6                  |
| OTHER . . . . .                         | 1 133                       | 153                 | 173                | 242                | 262                 | 303                  | 2.1                         | 1.4                 | 1.6                | 2.3                | 2.6                 | 3.1                  |
| IN UNRELATED SUBFAMILIES . . . . .      | 586                         | 98                  | 141                | 149                | 116                 | 83                   | 1.1                         | 0.9                 | 1.3                | 1.4                | 1.1                 | 0.8                  |
| CHILD . . . . .                         | 557                         | 97                  | 134                | 143                | 106                 | 77                   | 1.1                         | 0.9                 | 1.2                | 1.3                | 1.0                 | 0.8                  |
| OTHER RELATIVE . . . . .                | 29                          | 1                   | 7                  | 6                  | 10                  | 6                    | 0.1                         | -                   | 0.1                | 0.1                | 0.1                 | 0.1                  |
| NOT IN FAMILIES . . . . .               | 265                         | 36                  | 67                 | 63                 | 40                  | 58                   | 0.5                         | 0.3                 | 0.6                | 0.6                | 0.4                 | 0.6                  |
| IN HOUSEHOLDS . . . . .                 | 237                         | 33                  | 62                 | 58                 | 31                  | 53                   | 0.5                         | 0.3                 | 0.6                | 0.5                | 0.3                 | 0.5                  |
| IN GROUP QUARTERS . . . . .             | 27                          | 4                   | 5                  | 4                  | 10                  | 5                    | 0.1                         | -                   | -                  | 0.1                | 0.1                 | -                    |
| <b>MALE</b>                             |                             |                     |                    |                    |                     |                      |                             |                     |                    |                    |                     |                      |
| TOTAL . . . . .                         | 26 976                      | 5 656               | 5 585              | 5 510              | 5 231               | 4 995                | 100.0                       | 100.0               | 100.0              | 100.0              | 100.0               | 100.0                |
| IN FAMILIES . . . . .                   | 26 543                      | 5 581               | 5 487              | 5 395              | 5 163               | 4 917                | 98.4                        | 98.7                | 98.2               | 97.9               | 98.7                | 98.4                 |
| CHILD OF HOUSEHOLDER . . . . .          | 24 602                      | 4 991               | 5 065              | 5 036              | 4 848               | 4 662                | 91.2                        | 88.3                | 90.7               | 91.4               | 92.7                | 93.3                 |
| OTHER RELATIVE OF HOUSEHOLDER . . . . . | 1 941                       | 590                 | 422                | 359                | 315                 | 255                  | 7.2                         | 10.4                | 7.6                | 6.5                | 6.0                 | 5.1                  |
| CHILD IN RELATED SUBFAMILY . . . . .    | 1 330                       | 496                 | 340                | 225                | 159                 | 112                  | 4.9                         | 8.8                 | 6.1                | 4.0                | 3.0                 | 2.2                  |
| OTHER . . . . .                         | 611                         | 94                  | 82                 | 136                | 156                 | 143                  | 2.3                         | 1.7                 | 1.5                | 2.5                | 3.0                 | 2.9                  |
| IN UNRELATED SUBFAMILIES . . . . .      | 296                         | 53                  | 72                 | 79                 | 46                  | 46                   | 1.1                         | 0.9                 | 1.3                | 1.4                | 0.9                 | 0.9                  |
| CHILD . . . . .                         | 278                         | 51                  | 69                 | 74                 | 41                  | 42                   | 1.0                         | 0.9                 | 1.2                | 1.3                | 0.8                 | 0.8                  |
| OTHER RELATIVE . . . . .                | 18                          | 1                   | 3                  | 4                  | 6                   | 4                    | 0.1                         | -                   | -                  | 0.1                | 0.1                 | 0.1                  |
| NOT IN FAMILIES . . . . .               | 137                         | 22                  | 26                 | 37                 | 22                  | 32                   | 0.5                         | 0.4                 | 0.5                | 0.7                | 0.4                 | 0.6                  |
| IN HOUSEHOLDS . . . . .                 | 122                         | 21                  | 24                 | 36                 | 14                  | 27                   | 0.5                         | 0.4                 | 0.4                | 0.7                | 0.3                 | 0.5                  |
| IN GROUP QUARTERS . . . . .             | 16                          | 1                   | 2                  | -                  | 8                   | 5                    | 0.1                         | -                   | -                  | 0.1                | 0.1                 | -                    |
| <b>FEMALE</b>                           |                             |                     |                    |                    |                     |                      |                             |                     |                    |                    |                     |                      |
| TOTAL . . . . .                         | 25 727                      | 5 391               | 5 332              | 5 258              | 4 983               | 4 762                | 100.0                       | 100.0               | 100.0              | 100.0              | 100.0               | 100.0                |
| IN FAMILIES . . . . .                   | 25 310                      | 5 330               | 5 222              | 5 162              | 4 895               | 4 700                | 98.4                        | 98.9                | 97.9               | 98.2               | 98.2                | 98.7                 |
| CHILD OF HOUSEHOLDER . . . . .          | 23 423                      | 4 788               | 4 812              | 4 822              | 4 603               | 4 398                | 91.0                        | 88.8                | 90.2               | 91.7               | 92.4                | 92.3                 |
| OTHER RELATIVE OF HOUSEHOLDER . . . . . | 1 887                       | 543                 | 410                | 341                | 292                 | 302                  | 7.3                         | 10.1                | 7.7                | 6.5                | 5.9                 | 6.3                  |
| CHILD IN RELATED SUBFAMILY . . . . .    | 1 364                       | 483                 | 319                | 234                | 186                 | 142                  | 5.3                         | 9.0                 | 6.0                | 4.4                | 3.7                 | 3.0                  |
| OTHER . . . . .                         | 522                         | 60                  | 91                 | 107                | 105                 | 160                  | 2.0                         | 1.1                 | 1.7                | 2.0                | 2.1                 | 3.4                  |
| IN UNRELATED SUBFAMILIES . . . . .      | 290                         | 46                  | 69                 | 70                 | 69                  | 36                   | 1.1                         | 0.9                 | 1.3                | 1.3                | 1.4                 | 0.8                  |
| CHILD . . . . .                         | 278                         | 46                  | 65                 | 68                 | 65                  | 35                   | 1.1                         | 0.9                 | 1.2                | 1.3                | 1.3                 | 0.7                  |
| OTHER RELATIVE . . . . .                | 11                          | -                   | 4                  | 2                  | 4                   | 2                    | -                           | -                   | 0.1                | -                  | 0.1                 | -                    |
| NOT IN FAMILIES . . . . .               | 127                         | 15                  | 41                 | 26                 | 19                  | 26                   | 0.5                         | 0.3                 | 0.8                | 0.5                | 0.4                 | 0.6                  |
| IN HOUSEHOLDS . . . . .                 | 116                         | 12                  | 38                 | 22                 | 17                  | 26                   | 0.4                         | 0.2                 | 0.7                | 0.4                | 0.3                 | 0.6                  |
| IN GROUP QUARTERS . . . . .             | 12                          | 3                   | 3                  | 4                  | 2                   | -                    | -                           | -                   | 0.1                | 0.1                | -                   | -                    |
| <b>WHITE</b>                            |                             |                     |                    |                    |                     |                      |                             |                     |                    |                    |                     |                      |
| TOTAL . . . . .                         | 42 528                      | 8 922               | 8 846              | 8 714              | 8 201               | 7 846                | 100.0                       | 100.0               | 100.0              | 100.0              | 100.0               | 100.0                |
| IN FAMILIES . . . . .                   | 41 921                      | 8 835               | 8 699              | 8 558              | 8 077               | 7 753                | 98.6                        | 99.0                | 98.3               | 98.2               | 98.5                | 98.8                 |
| CHILD OF HOUSEHOLDER . . . . .          | 39 747                      | 8 214               | 8 248              | 8 150              | 7 730               | 7 406                | 93.5                        | 92.1                | 93.2               | 93.5               | 94.3                | 94.4                 |
| OTHER RELATIVE OF HOUSEHOLDER . . . . . | 2 174                       | 621                 | 450                | 408                | 347                 | 347                  | 5.1                         | 7.0                 | 5.1                | 4.7                | 4.2                 | 4.4                  |
| CHILD IN RELATED SUBFAMILY . . . . .    | 1 574                       | 548                 | 371                | 276                | 210                 | 169                  | 3.7                         | 6.1                 | 4.2                | 3.2                | 2.6                 | 2.1                  |
| OTHER . . . . .                         | 600                         | 73                  | 79                 | 132                | 137                 | 178                  | 1.4                         | 0.8                 | 0.9                | 1.5                | 1.7                 | 2.3                  |
| IN UNRELATED SUBFAMILIES . . . . .      | 427                         | 62                  | 100                | 114                | 93                  | 59                   | 1.0                         | 0.7                 | 1.1                | 1.3                | 1.1                 | 0.8                  |
| CHILD . . . . .                         | 406                         | 62                  | 95                 | 110                | 85                  | 55                   | 1.0                         | 0.7                 | 1.1                | 1.3                | 1.0                 | 0.7                  |
| OTHER RELATIVE . . . . .                | 21                          | -                   | 5                  | 4                  | 8                   | 4                    | -                           | -                   | 0.1                | 0.1                | 0.1                 | 0.1                  |
| NOT IN FAMILIES . . . . .               | 180                         | 25                  | 47                 | 42                 | 31                  | 34                   | 0.4                         | 0.3                 | 0.5                | 0.5                | 0.4                 | 0.4                  |
| IN HOUSEHOLDS . . . . .                 | 161                         | 21                  | 45                 | 38                 | 26                  | 31                   | 0.4                         | 0.2                 | 0.5                | 0.4                | 0.3                 | 0.4                  |
| IN GROUP QUARTERS . . . . .             | 18                          | 4                   | 3                  | 4                  | 5                   | 3                    | -                           | -                   | -                  | -                  | 0.1                 | -                    |
| <b>MALE</b>                             |                             |                     |                    |                    |                     |                      |                             |                     |                    |                    |                     |                      |
| TOTAL . . . . .                         | 21 848                      | 4 581               | 4 576              | 4 461              | 4 196               | 4 033                | 100.0                       | 100.0               | 100.0              | 100.0              | 100.0               | 100.0                |
| IN FAMILIES . . . . .                   | 21 546                      | 4 534               | 4 515              | 4 372              | 4 144               | 3 981                | 98.6                        | 99.0                | 98.7               | 98.0               | 98.8                | 98.7                 |
| CHILD OF HOUSEHOLDER . . . . .          | 20 429                      | 4 212               | 4 281              | 4 157              | 3 960               | 3 819                | 93.5                        | 91.9                | 93.6               | 93.2               | 94.4                | 94.7                 |
| OTHER RELATIVE OF HOUSEHOLDER . . . . . | 1 117                       | 321                 | 234                | 215                | 185                 | 162                  | 5.1                         | 7.0                 | 5.1                | 4.8                | 4.4                 | 4.0                  |
| CHILD IN RELATED SUBFAMILY . . . . .    | 784                         | 277                 | 194                | 139                | 99                  | 76                   | 3.6                         | 6.1                 | 4.2                | 3.1                | 2.4                 | 1.9                  |
| OTHER . . . . .                         | 333                         | 44                  | 40                 | 77                 | 86                  | 87                   | 1.5                         | 1.0                 | 0.9                | 1.7                | 2.0                 | 2.2                  |
| IN UNRELATED SUBFAMILIES . . . . .      | 209                         | 36                  | 43                 | 61                 | 37                  | 32                   | 1.0                         | 0.8                 | 0.9                | 1.4                | 0.9                 | 0.8                  |
| CHILD . . . . .                         | 195                         | 36                  | 40                 | 58                 | 33                  | 28                   | 0.9                         | 0.8                 | 0.9                | 1.3                | 0.8                 | 0.7                  |
| OTHER RELATIVE . . . . .                | 13                          | -                   | 3                  | 3                  | 4                   | 4                    | 0.1                         | -                   | 0.1                | 0.1                | 0.1                 | 0.1                  |
| NOT IN FAMILIES . . . . .               | 93                          | 12                  | 18                 | 29                 | 15                  | 20                   | 0.4                         | 0.3                 | 0.4                | 0.6                | 0.4                 | 0.5                  |
| IN HOUSEHOLDS . . . . .                 | 84                          | 11                  | 16                 | 28                 | 12                  | 17                   | 0.4                         | 0.2                 | 0.3                | 0.6                | 0.3                 | 0.4                  |
| IN GROUP QUARTERS . . . . .             | 9                           | 1                   | 2                  | -                  | 3                   | 3                    | -                           | -                   | -                  | -                  | 0.1                 | 0.1                  |
| <b>FEMALE</b>                           |                             |                     |                    |                    |                     |                      |                             |                     |                    |                    |                     |                      |
| TOTAL . . . . .                         | 20 681                      | 4 341               | 4 270              | 4 253              | 4 004               | 3 813                | 100.0                       | 100.0               | 100.0              | 100.0              | 100.0               | 100.0                |
| IN FAMILIES . . . . .                   | 20 375                      | 4 302               | 4 184              | 4 186              | 3 932               | 3 772                | 98.5                        | 99.1                | 98.0               | 98.4               | 98.2                | 98.9                 |
| CHILD OF HOUSEHOLDER . . . . .          | 19 318                      | 4 002               | 3 967              | 3 993              | 3 770               | 3 587                | 93.4                        | 92.2                | 92.9               | 93.9               | 94.1                | 94.1                 |
| OTHER RELATIVE OF HOUSEHOLDER . . . . . | 1 057                       | 300                 | 217                | 193                | 163                 | 185                  | 5.1                         | 6.9                 | 5.1                | 4.5                | 4.1                 | 4.8                  |
| CHILD IN RELATED SUBFAMILY . . . . .    | 790                         | 271                 | 177                | 138                | 111                 | 93                   | 3.8                         | 6.2                 | 4.1                | 3.2                | 2.8                 | 2.4                  |
| OTHER . . . . .                         | 267                         | 29                  | 40                 | 55                 | 51                  | 91                   | 1.3                         | 0.7                 | 0.9                | 1.3                | 1.3                 | 2.4                  |
| IN UNRELATED SUBFAMILIES . . . . .      | 219                         | 26                  | 57                 | 53                 | 56                  | 27                   | 1.1                         | 0.6                 | 1.3                | 1.3                | 1.4                 | 0.7                  |
| CHILD . . . . .                         | 211                         | 26                  | 55                 | 52                 | 52                  | 27                   | 1.0                         | 0.6                 | 1.3                | 1.2                | 1.3                 | 0.7                  |
| OTHER RELATIVE . . . . .                | 8                           | -                   | 2                  | 2                  | 4                   | -                    | -                           | -                   | 0.1                | -                  | 0.1                 | -                    |
| NOT IN FAMILIES . . . . .               | 87                          | 13                  | 29                 | 14                 | 16                  | 15                   | 0.4                         | 0.3                 | 0.7                | 0.3                | 0.4                 | 0.4                  |
| IN HOUSEHOLDS . . . . .                 | 78                          | 10                  | 29                 | 10                 | 14                  | 15                   | 0.4                         | 0.2                 | 0.7                | 0.2                | 0.4                 | 0.4                  |
| IN GROUP QUARTERS . . . . .             | 9                           | 3                   | 1                  | 4                  | 2                   | -                    | -                           | 0.1                 | -                  | 0.1                | 0.1                 | -                    |

Table 3. Family Status of Persons Under 15 Years, by Age, Sex, Race, Hispanic Origin, and Metropolitan Residence: March 1988—Continued

[NUMBERS IN THOUSANDS. FOR MEANING OF SYMBOLS, SEE TEXT]

| SUBJECT                                 | TOTAL,<br>UNDER 15<br>YEARS | AGE                 |                    |                    |                     |                      | PERCENT DISTRIBUTION        |                     |                    |                    |                     |                      |
|---|-----------------------------|---------------------|--------------------|--------------------|---------------------|----------------------|-----------------------------|---------------------|--------------------|--------------------|---------------------|----------------------|
|   |                             | UNDER<br>3<br>YEARS | 3 TO<br>5<br>YEARS | 6 TO<br>8<br>YEARS | 9 TO<br>11<br>YEARS | 12 TO<br>14<br>YEARS | TOTAL,<br>UNDER 15<br>YEARS | UNDER<br>3<br>YEARS | 3 TO<br>5<br>YEARS | 6 TO<br>8<br>YEARS | 9 TO<br>11<br>YEARS | 12 TO<br>14<br>YEARS |
| UNITED STATES--CONTINUED                |                             |                     |                    |                    |                     |                      |                             |                     |                    |                    |                     |                      |
| BLACK                                   |                             |                     |                    |                    |                     |                      |                             |                     |                    |                    |                     |                      |
| TOTAL . . . . .                         | 8 112                       | 1 670               | 1 649              | 1 660              | 1 608               | 1 525                | 100.0                       | 100.0               | 100.0              | 100.0              | 100.0               | 100.0                |
| IN FAMILIES . . . . .                   | 7 900                       | 1 625               | 1 592              | 1 611              | 1 580               | 1 492                | 97.4                        | 97.3                | 96.5               | 97.0               | 98.3                | 97.6                 |
| CHILD OF HOUSEHOLDER . . . . .          | 6 396                       | 1 159               | 1 246              | 1 349              | 1 343               | 1 299                | 78.8                        | 69.4                | 75.5               | 81.3               | 83.5                | 85.1                 |
| OTHER RELATIVE OF HOUSEHOLDER . . . . . | 1 504                       | 466                 | 346                | 262                | 237                 | 193                  | 18.5                        | 27.9                | 21.0               | 15.8               | 14.8                | 12.7                 |
| CHILD IN RELATED SUBFAMILY . . . . .    | 1 006                       | 390                 | 257                | 158                | 122                 | 79                   | 12.4                        | 23.3                | 15.6               | 9.5                | 7.6                 | 5.2                  |
| OTHER . . . . .                         | 498                         | 76                  | 89                 | 103                | 115                 | 114                  | 6.1                         | 4.6                 | 5.4                | 6.2                | 7.2                 | 7.5                  |
| IN UNRELATED SUBFAMILIES . . . . .      | 143                         | 33                  | 37                 | 34                 | 19                  | 19                   | 1.8                         | 2.0                 | 2.3                | 2.1                | 1.2                 | 1.2                  |
| CHILD . . . . .                         | 138                         | 32                  | 37                 | 33                 | 19                  | 17                   | 1.7                         | 1.9                 | 2.3                | 2.0                | 1.2                 | 1.1                  |
| OTHER RELATIVE . . . . .                | 4                           | 1                   | -                  | 1                  | -                   | 2                    | 0.1                         | 0.1                 | -                  | 0.1                | -                   | 0.1                  |
| NOT IN FAMILIES . . . . .               | 70                          | 11                  | 20                 | 15                 | 9                   | 15                   | 0.9                         | 0.7                 | 1.2                | 0.9                | 0.5                 | 1.0                  |
| IN HOUSEHOLDS . . . . .                 | 61                          | 11                  | 18                 | 15                 | 4                   | 13                   | 0.8                         | 0.7                 | 1.1                | 0.9                | 0.3                 | 0.8                  |
| IN GROUP QUARTERS . . . . .             | 9                           | -                   | 2                  | -                  | 5                   | 2                    | 0.1                         | -                   | 0.1                | -                  | 0.3                 | 0.1                  |
| MALE . . . . .                          |                             |                     |                    |                    |                     |                      |                             |                     |                    |                    |                     |                      |
| TOTAL . . . . .                         | 4 115                       | 846                 | 839                | 842                | 816                 | 772                  | 100.0                       | 100.0               | 100.0              | 100.0              | 100.0               | 100.0                |
| IN FAMILIES . . . . .                   | 4 002                       | 823                 | 802                | 821                | 803                 | 753                  | 97.3                        | 97.2                | 95.7               | 97.6               | 98.3                | 97.5                 |
| CHILD OF HOUSEHOLDER . . . . .          | 3 252                       | 576                 | 630                | 693                | 686                 | 668                  | 79.0                        | 68.0                | 75.1               | 82.3               | 84.0                | 86.6                 |
| OTHER RELATIVE OF HOUSEHOLDER . . . . . | 750                         | 247                 | 173                | 129                | 117                 | 84                   | 18.2                        | 29.2                | 20.6               | 15.3               | 14.3                | 10.9                 |
| CHILD IN RELATED SUBFAMILY . . . . .    | 493                         | 200                 | 134                | 73                 | 51                  | 34                   | 12.0                        | 23.7                | 16.0               | 8.7                | 6.2                 | 4.4                  |
| OTHER . . . . .                         | 257                         | 47                  | 38                 | 55                 | 66                  | 50                   | 6.2                         | 5.6                 | 4.5                | 6.6                | 8.1                 | 6.5                  |
| IN UNRELATED SUBFAMILIES . . . . .      | 80                          | 14                  | 28                 | 18                 | 7                   | 13                   | 2.0                         | 1.6                 | 3.4                | 2.1                | 0.9                 | 1.7                  |
| CHILD . . . . .                         | 77                          | 12                  | 28                 | 17                 | 7                   | 13                   | 1.9                         | 1.5                 | 3.4                | 2.0                | 0.9                 | 1.7                  |
| OTHER RELATIVE . . . . .                | 3                           | 1                   | -                  | 1                  | -                   | -                    | 0.1                         | 0.2                 | -                  | 0.2                | -                   | -                    |
| NOT IN FAMILIES . . . . .               | 32                          | 10                  | 8                  | 3                  | 6                   | 6                    | 0.8                         | 1.2                 | 0.9                | 0.3                | 0.8                 | 0.8                  |
| IN HOUSEHOLDS . . . . .                 | 26                          | 10                  | 8                  | 3                  | 2                   | 4                    | 0.6                         | 1.2                 | 0.9                | 0.3                | 0.2                 | 0.5                  |
| IN GROUP QUARTERS . . . . .             | 7                           | -                   | -                  | -                  | 5                   | 2                    | 0.2                         | -                   | -                  | -                  | 0.6                 | 0.3                  |
| FEMALE . . . . .                        |                             |                     |                    |                    |                     |                      |                             |                     |                    |                    |                     |                      |
| TOTAL . . . . .                         | 3 998                       | 824                 | 811                | 818                | 792                 | 753                  | 100.0                       | 100.0               | 100.0              | 100.0              | 100.0               | 100.0                |
| IN FAMILIES . . . . .                   | 3 898                       | 802                 | 789                | 790                | 778                 | 739                  | 97.5                        | 97.4                | 97.4               | 96.5               | 96.2                | 98.1                 |
| CHILD OF HOUSEHOLDER . . . . .          | 3 143                       | 584                 | 616                | 656                | 657                 | 630                  | 78.6                        | 70.9                | 76.0               | 80.2               | 83.0                | 83.7                 |
| OTHER RELATIVE OF HOUSEHOLDER . . . . . | 754                         | 219                 | 173                | 133                | 121                 | 109                  | 18.9                        | 26.6                | 21.4               | 16.3               | 15.2                | 14.4                 |
| CHILD IN RELATED SUBFAMILY . . . . .    | 513                         | 189                 | 122                | 85                 | 71                  | 44                   | 12.8                        | 23.0                | 15.1               | 10.4               | 9.0                 | 5.9                  |
| OTHER . . . . .                         | 242                         | 29                  | 51                 | 48                 | 49                  | 64                   | 6.0                         | 3.6                 | 6.3                | 5.9                | 6.2                 | 8.5                  |
| IN UNRELATED SUBFAMILIES . . . . .      | 62                          | 20                  | 9                  | 16                 | 12                  | 5                    | 1.6                         | 2.4                 | 1.1                | 2.0                | 1.5                 | 0.7                  |
| CHILD . . . . .                         | 61                          | 20                  | 9                  | 16                 | 12                  | 4                    | 1.5                         | 2.4                 | 1.1                | 2.0                | 1.5                 | 0.5                  |
| OTHER RELATIVE . . . . .                | 2                           | -                   | -                  | -                  | -                   | 2                    | -                           | -                   | -                  | -                  | -                   | 0.2                  |
| NOT IN FAMILIES . . . . .               | 37                          | 2                   | 12                 | 12                 | 2                   | 9                    | 0.9                         | 0.2                 | 1.5                | 1.5                | 0.3                 | 1.2                  |
| IN HOUSEHOLDS . . . . .                 | 35                          | 2                   | 10                 | 12                 | 2                   | 9                    | 0.9                         | 0.2                 | 1.2                | 1.5                | 0.3                 | 1.2                  |
| IN GROUP QUARTERS . . . . .             | 2                           | -                   | 2                  | -                  | -                   | -                    | 0.1                         | -                   | 0.3                | -                  | -                   | -                    |
| SPANISH ORIGIN <sup>1</sup>             |                             |                     |                    |                    |                     |                      |                             |                     |                    |                    |                     |                      |
| TOTAL . . . . .                         | 5 825                       | 1 238               | 1 252              | 1 205              | 1 104               | 1 027                | 100.0                       | 100.0               | 100.0              | 100.0              | 100.0               | 100.0                |
| IN FAMILIES . . . . .                   | 5 736                       | 1 225               | 1 242              | 1 175              | 1 076               | 1 017                | 98.5                        | 99.0                | 99.2               | 97.6               | 97.5                | 99.0                 |
| CHILD OF HOUSEHOLDER . . . . .          | 5 168                       | 1 040               | 1 101              | 1 079              | 1 014               | 934                  | 88.7                        | 84.1                | 87.9               | 89.6               | 91.9                | 90.9                 |
| OTHER RELATIVE OF HOUSEHOLDER . . . . . | 568                         | 185                 | 141                | 96                 | 62                  | 83                   | 9.7                         | 14.9                | 11.3               | 8.0                | 5.6                 | 8.1                  |
| CHILD IN RELATED SUBFAMILY . . . . .    | 438                         | 166                 | 120                | 66                 | 44                  | 41                   | 7.5                         | 13.4                | 9.6                | 5.5                | 4.0                 | 4.0                  |
| OTHER . . . . .                         | 130                         | 19                  | 21                 | 30                 | 18                  | 42                   | 2.2                         | 1.5                 | 1.7                | 2.5                | 1.6                 | 4.1                  |
| IN UNRELATED SUBFAMILIES . . . . .      | 62                          | 8                   | 7                  | 21                 | 18                  | 7                    | 1.1                         | 0.7                 | 0.5                | 1.8                | 1.7                 | 0.7                  |
| CHILD . . . . .                         | 54                          | 8                   | 7                  | 21                 | 14                  | 4                    | 0.9                         | 0.7                 | 0.5                | 1.8                | 1.3                 | 0.4                  |
| OTHER RELATIVE . . . . .                | 8                           | -                   | -                  | -                  | 4                   | 4                    | 0.1                         | -                   | -                  | -                  | 0.4                 | 0.4                  |
| NOT IN FAMILIES . . . . .               | 27                          | 4                   | 3                  | 8                  | 10                  | 2                    | 0.5                         | 0.3                 | 0.2                | 0.7                | 0.9                 | 0.2                  |
| IN HOUSEHOLDS . . . . .                 | 25                          | 4                   | 2                  | 8                  | 9                   | 2                    | 0.4                         | 0.3                 | 0.2                | 0.7                | 0.8                 | 0.2                  |
| IN GROUP QUARTERS . . . . .             | 2                           | -                   | 1                  | -                  | 1                   | -                    | -                           | -                   | 0.1                | -                  | 0.1                 | -                    |
| MALE . . . . .                          |                             |                     |                    |                    |                     |                      |                             |                     |                    |                    |                     |                      |
| TOTAL . . . . .                         | 2 970                       | 654                 | 615                | 613                | 561                 | 526                  | 100.0                       | 100.0               | 100.0              | 100.0              | 100.0               | 100.0                |
| IN FAMILIES . . . . .                   | 2 925                       | 650                 | 610                | 597                | 551                 | 517                  | 98.5                        | 99.2                | 99.2               | 97.2               | 98.2                | 98.3                 |
| CHILD OF HOUSEHOLDER . . . . .          | 2 647                       | 555                 | 541                | 553                | 518                 | 480                  | 89.1                        | 84.8                | 87.8               | 90.1               | 92.4                | 91.3                 |
| OTHER RELATIVE OF HOUSEHOLDER . . . . . | 278                         | 95                  | 70                 | 44                 | 33                  | 37                   | 9.4                         | 14.5                | 11.3               | 7.1                | 5.8                 | 7.1                  |
| CHILD IN RELATED SUBFAMILY . . . . .    | 207                         | 82                  | 60                 | 25                 | 22                  | 19                   | 7.0                         | 12.5                | 9.7                | 4.0                | 3.8                 | 3.5                  |
| OTHER . . . . .                         | 71                          | 13                  | 10                 | 19                 | 11                  | 19                   | 2.4                         | 1.9                 | 1.6                | 3.1                | 2.0                 | 3.5                  |
| IN UNRELATED SUBFAMILIES . . . . .      | 29                          | 2                   | 3                  | 10                 | 7                   | 7                    | 1.0                         | 0.3                 | 0.4                | 1.7                | 1.2                 | 1.4                  |
| CHILD . . . . .                         | 25                          | 2                   | 3                  | 10                 | 7                   | 4                    | 0.9                         | 0.3                 | 0.4                | 1.7                | 1.2                 | 0.7                  |
| OTHER RELATIVE . . . . .                | 4                           | -                   | -                  | -                  | 4                   | 4                    | 0.1                         | -                   | -                  | -                  | -                   | 0.7                  |
| NOT IN FAMILIES . . . . .               | 17                          | 3                   | 2                  | 7                  | 3                   | 2                    | 0.6                         | 0.4                 | 0.4                | 1.1                | 0.6                 | 0.3                  |
| IN HOUSEHOLDS . . . . .                 | 17                          | 3                   | 2                  | 7                  | 3                   | 2                    | 0.6                         | 0.4                 | 0.4                | 1.1                | 0.6                 | 0.3                  |
| IN GROUP QUARTERS . . . . .             | -                           | -                   | -                  | -                  | -                   | -                    | -                           | -                   | -                  | -                  | -                   | -                    |
| FEMALE . . . . .                        |                             |                     |                    |                    |                     |                      |                             |                     |                    |                    |                     |                      |
| TOTAL . . . . .                         | 2 855                       | 583                 | 636                | 591                | 543                 | 501                  | 100.0                       | 100.0               | 100.0              | 100.0              | 100.0               | 100.0                |
| IN FAMILIES . . . . .                   | 2 811                       | 576                 | 631                | 579                | 525                 | 500                  | 98.5                        | 98.7                | 99.2               | 97.9               | 96.7                | 99.8                 |
| CHILD OF HOUSEHOLDER . . . . .          | 2 522                       | 486                 | 560                | 526                | 496                 | 454                  | 88.3                        | 83.2                | 88.0               | 89.0               | 91.3                | 90.6                 |
| OTHER RELATIVE OF HOUSEHOLDER . . . . . | 290                         | 90                  | 71                 | 53                 | 29                  | 46                   | 10.1                        | 15.5                | 11.2               | 8.9                | 5.4                 | 9.2                  |
| CHILD IN RELATED SUBFAMILY . . . . .    | 231                         | 84                  | 60                 | 41                 | 23                  | 22                   | 8.1                         | 14.4                | 9.5                | 7.0                | 4.2                 | 4.4                  |
| OTHER . . . . .                         | 59                          | 6                   | 11                 | 11                 | 6                   | 24                   | 2.1                         | 1.0                 | 1.7                | 1.9                | 1.2                 | 4.8                  |
| IN UNRELATED SUBFAMILIES . . . . .      | 33                          | 6                   | 4                  | 11                 | 12                  | -                    | 1.2                         | 1.1                 | 0.7                | 1.8                | 2.2                 | -                    |
| CHILD . . . . .                         | 29                          | 6                   | 4                  | 11                 | 8                   | -                    | 1.0                         | 1.1                 | 0.7                | 1.8                | 1.4                 | -                    |
| OTHER RELATIVE . . . . .                | 4                           | -                   | -                  | -                  | 4                   | -                    | 0.1                         | -                   | -                  | -                  | 0.7                 | -                    |
| NOT IN FAMILIES . . . . .               | 11                          | 1                   | 1                  | 1                  | 6                   | 1                    | 0.4                         | 0.2                 | 0.1                | 0.2                | 1.1                 | 0.2                  |
| IN HOUSEHOLDS . . . . .                 | 9                           | 1                   | -                  | 1                  | 5                   | 1                    | 0.3                         | 0.2                 | -                  | 0.2                | 1.0                 | 0.2                  |
| IN GROUP QUARTERS . . . . .             | 2                           | -                   | 1                  | -                  | 1                   | -                    | 0.1                         | -                   | 0.1                | -                  | 0.2                 | -                    |

<sup>1</sup>PERSONS OF SPANISH ORIGIN MAY BE OF ANY RACE.

Table 3. Family Status of Persons Under 15 Years, by Age, Sex, Race, Hispanic Origin, and Metropolitan Residence: March 1988—Continued

[NUMBERS IN THOUSANDS. FOR MEANING OF SYMBOLS, SEE TEXT]

| SUBJECT                                 | AGE                        |                     |                    |                    |                     |                      | PERCENT DISTRIBUTION       |                     |                    |                    |                     |                      |
|---|----------------------------|---------------------|--------------------|--------------------|---------------------|----------------------|----------------------------|---------------------|--------------------|--------------------|---------------------|----------------------|
|   | TOTAL<br>UNDER 15<br>YEARS | UNDER<br>3<br>YFARS | 3 TO<br>5<br>YEARS | 6 TO<br>8<br>YEARS | 9 TO<br>11<br>YEARS | 12 TO<br>14<br>YEARS | TOTAL<br>UNDER 15<br>YEARS | UNDER<br>3<br>YEARS | 3 TO<br>5<br>YEARS | 6 TO<br>8<br>YEARS | 9 TO<br>11<br>YEARS | 12 TO<br>14<br>YEARS |
| <b>METROPOLITAN</b>                     |                            |                     |                    |                    |                     |                      |                            |                     |                    |                    |                     |                      |
| <b>ALL RACES</b>                        |                            |                     |                    |                    |                     |                      |                            |                     |                    |                    |                     |                      |
| TOTAL . . . . .                         | 40 336                     | 8 637               | 8 509              | 8 144              | 7 721               | 7 325                | 100.0                      | 100.0               | 100.0              | 100.0              | 100.0               | 100.0                |
| IN FAMILIES . . . . .                   | 39 671                     | 8 534               | 8 350              | 7 975              | 7 602               | 7 211                | 98.4                       | 98.8                | 98.1               | 97.9               | 98.5                | 98.4                 |
| CHILD OF HOUSEHOLDER . . . . .          | 36 639                     | 7 643               | 7 672              | 7 433              | 7 121               | 6 770                | 90.8                       | 88.5                | 90.2               | 91.3               | 92.2                | 92.4                 |
| OTHER RELATIVE OF HOUSEHOLDER . . . . . | 3 032                      | 890                 | 678                | 542                | 481                 | 441                  | 7.5                        | 10.3                | 8.0                | 6.7                | 6.2                 | 6.0                  |
| CHILD IN RELATED SUBFAMILY . . . . .    | 2 156                      | 772                 | 530                | 351                | 288                 | 215                  | 5.3                        | 8.9                 | 6.2                | 4.3                | 3.7                 | 2.9                  |
| OTHER . . . . .                         | 876                        | 118                 | 148                | 191                | 193                 | 226                  | 2.2                        | 1.4                 | 1.7                | 2.3                | 2.5                 | 3.1                  |
| IN UNRELATED SUBFAMILIES . . . . .      | 461                        | 76                  | 104                | 117                | 91                  | 72                   | 1.1                        | 0.9                 | 1.2                | 1.4                | 1.2                 | 1.0                  |
| CHILD . . . . .                         | 437                        | 76                  | 99                 | 112                | 84                  | 67                   | 1.1                        | 0.9                 | 1.2                | 1.4                | 1.1                 | 0.9                  |
| OTHER RELATIVE . . . . .                | 24                         | -                   | 5                  | 6                  | 8                   | 5                    | 0.1                        | -                   | 0.1                | 0.1                | 0.1                 | 0.1                  |
| NOT IN FAMILIES . . . . .               | 203                        | 28                  | 54                 | 51                 | 28                  | 42                   | 0.5                        | 0.3                 | 0.6                | 0.6                | 0.4                 | 0.6                  |
| IN HOUSEHOLDS . . . . .                 | 185                        | 25                  | 51                 | 50                 | 21                  | 38                   | 0.5                        | 0.3                 | 0.6                | 0.6                | 0.3                 | 0.5                  |
| IN GROUP QUARTERS . . . . .             | 19                         | 3                   | 3                  | 1                  | 7                   | 5                    | -                          | -                   | -                  | 0.1                | 0.1                 | 0.1                  |
| <b>MALE</b>                             |                            |                     |                    |                    |                     |                      |                            |                     |                    |                    |                     |                      |
| TOTAL . . . . .                         | 20 636                     | 4 412               | 4 334              | 4 151              | 3 973               | 3 766                | 100.0                      | 100.0               | 100.0              | 100.0              | 100.0               | 100.0                |
| IN FAMILIES . . . . .                   | 20 284                     | 4 353               | 4 253              | 4 055              | 3 922               | 3 701                | 98.3                       | 98.7                | 98.1               | 97.7               | 98.7                | 98.3                 |
| CHILD OF HOUSEHOLDER . . . . .          | 18 721                     | 3 889               | 3 903              | 3 770              | 3 669               | 3 490                | 90.7                       | 88.1                | 90.1               | 90.8               | 92.3                | 92.7                 |
| OTHER RELATIVE OF HOUSEHOLDER . . . . . | 1 563                      | 464                 | 350                | 285                | 253                 | 211                  | 7.6                        | 10.5                | 8.1                | 6.9                | 6.4                 | 5.6                  |
| CHILD IN RELATED SUBFAMILY . . . . .    | 1 076                      | 389                 | 280                | 177                | 131                 | 97                   | 5.2                        | 8.8                 | 6.5                | 4.3                | 3.3                 | 2.6                  |
| OTHER . . . . .                         | 487                        | 74                  | 69                 | 108                | 122                 | 114                  | 2.4                        | 1.7                 | 1.6                | 2.6                | 3.1                 | 3.0                  |
| IN UNRELATED SUBFAMILIES . . . . .      | 249                        | 41                  | 63                 | 67                 | 37                  | 41                   | 1.2                        | 0.9                 | 1.4                | 1.6                | 0.9                 | 1.1                  |
| CHILD . . . . .                         | 235                        | 41                  | 60                 | 63                 | 33                  | 38                   | 1.1                        | 0.9                 | 1.4                | 1.5                | 0.8                 | 1.0                  |
| OTHER RELATIVE . . . . .                | 14                         | -                   | 3                  | 4                  | 4                   | 4                    | 0.1                        | -                   | 0.1                | 0.1                | 0.1                 | 0.1                  |
| NOT IN FAMILIES . . . . .               | 103                        | 16                  | 19                 | 29                 | 14                  | 23                   | 0.5                        | 0.4                 | 0.4                | 0.7                | 0.4                 | 0.6                  |
| IN HOUSEHOLDS . . . . .                 | 92                         | 18                  | 19                 | 29                 | 8                   | 18                   | 0.4                        | 0.4                 | 0.4                | 0.7                | 0.2                 | 0.5                  |
| IN GROUP QUARTERS . . . . .             | 10                         | -                   | -                  | -                  | 6                   | 5                    | 0.1                        | -                   | -                  | -                  | 0.1                 | 0.1                  |
| <b>FEMALE</b>                           |                            |                     |                    |                    |                     |                      |                            |                     |                    |                    |                     |                      |
| TOTAL . . . . .                         | 19 701                     | 4 225               | 4 174              | 3 993              | 3 748               | 3 560                | 100.0                      | 100.0               | 100.0              | 100.0              | 100.0               | 100.0                |
| IN FAMILIES . . . . .                   | 19 388                     | 4 181               | 4 096              | 3 920              | 3 680               | 3 510                | 98.4                       | 98.9                | 98.2               | 98.2               | 98.2                | 98.6                 |
| CHILD OF HOUSEHOLDER . . . . .          | 17 918                     | 3 754               | 3 769              | 3 663              | 3 452               | 3 280                | 91.0                       | 88.8                | 90.3               | 91.7               | 92.1                | 92.1                 |
| OTHER RELATIVE OF HOUSEHOLDER . . . . . | 1 470                      | 427                 | 328                | 257                | 228                 | 230                  | 7.5                        | 10.1                | 7.9                | 6.4                | 6.1                 | 6.5                  |
| CHILD IN RELATED SUBFAMILY . . . . .    | 1 081                      | 383                 | 250                | 174                | 157                 | 118                  | 5.5                        | 9.1                 | 6.0                | 4.3                | 4.2                 | 3.3                  |
| OTHER . . . . .                         | 389                        | 44                  | 79                 | 83                 | 71                  | 112                  | 2.0                        | 1.0                 | 1.9                | 2.1                | 1.9                 | 3.2                  |
| IN UNRELATED SUBFAMILIES . . . . .      | 212                        | 35                  | 41                 | 51                 | 54                  | 31                   | 1.1                        | 0.8                 | 1.0                | 1.3                | 1.5                 | 0.9                  |
| CHILD . . . . .                         | 203                        | 35                  | 39                 | 49                 | 50                  | 29                   | 1.0                        | 0.8                 | 0.9                | 1.2                | 1.3                 | 0.8                  |
| OTHER RELATIVE . . . . .                | 9                          | -                   | 2                  | 2                  | 4                   | 2                    | -                          | -                   | 0.1                | -                  | 0.1                 | -                    |
| NOT IN FAMILIES . . . . .               | 101                        | 10                  | 36                 | 22                 | 14                  | 19                   | 0.5                        | 0.2                 | 0.9                | 0.6                | 0.4                 | 0.5                  |
| IN HOUSEHOLDS . . . . .                 | 92                         | 7                   | 33                 | 21                 | 13                  | 19                   | 0.5                        | 0.2                 | 0.8                | 0.5                | 0.3                 | 0.5                  |
| IN GROUP QUARTERS . . . . .             | 8                          | 3                   | 3                  | 1                  | 1                   | -                    | -                          | 0.1                 | 0.1                | -                  | -                   | -                    |
| <b>WHITE</b>                            |                            |                     |                    |                    |                     |                      |                            |                     |                    |                    |                     |                      |
| TOTAL . . . . .                         | 31 981                     | 6 879               | 6 786              | 6 475              | 6 078               | 5 762                | 100.0                      | 100.0               | 100.0              | 100.0              | 100.0               | 100.0                |
| IN FAMILIES . . . . .                   | 31 519                     | 6 812               | 6 676              | 6 353              | 5 987               | 5 689                | 98.6                       | 99.0                | 98.4               | 98.1               | 98.5                | 98.7                 |
| CHILD OF HOUSEHOLDER . . . . .          | 29 763                     | 6 327               | 6 299              | 6 021              | 5 706               | 5 410                | 93.1                       | 92.0                | 92.8               | 93.0               | 93.9                | 93.9                 |
| OTHER RELATIVE OF HOUSEHOLDER . . . . . | 1 756                      | 485                 | 379                | 332                | 281                 | 279                  | 5.5                        | 7.1                 | 5.6                | 5.1                | 4.6                 | 4.8                  |
| CHILD IN RELATED SUBFAMILY . . . . .    | 1 295                      | 429                 | 313                | 229                | 179                 | 146                  | 4.1                        | 6.2                 | 4.6                | 3.5                | 2.9                 | 2.5                  |
| OTHER . . . . .                         | 460                        | 56                  | 66                 | 103                | 102                 | 133                  | 1.4                        | 0.8                 | 1.0                | 1.6                | 1.7                 | 2.3                  |
| IN UNRELATED SUBFAMILIES . . . . .      | 332                        | 49                  | 73                 | 90                 | 70                  | 50                   | 1.0                        | 0.7                 | 1.1                | 1.4                | 1.2                 | 0.9                  |
| CHILD . . . . .                         | 312                        | 49                  | 68                 | 86                 | 63                  | 46                   | 1.0                        | 0.7                 | 1.0                | 1.3                | 1.0                 | 0.8                  |
| OTHER RELATIVE . . . . .                | 21                         | -                   | 5                  | 4                  | 8                   | 4                    | 0.1                        | -                   | 0.1                | 0.1                | 0.1                 | 0.1                  |
| NOT IN FAMILIES . . . . .               | 129                        | 16                  | 35                 | 32                 | 21                  | 23                   | 0.4                        | 0.3                 | 0.5                | 0.5                | 0.3                 | 0.4                  |
| IN HOUSEHOLDS . . . . .                 | 120                        | 15                  | 35                 | 30                 | 19                  | 21                   | 0.4                        | 0.2                 | 0.5                | 0.5                | 0.3                 | 0.4                  |
| IN GROUP QUARTERS . . . . .             | 10                         | 3                   | 1                  | 1                  | 2                   | 2                    | -                          | -                   | -                  | -                  | -                   | -                    |
| <b>MALE</b>                             |                            |                     |                    |                    |                     |                      |                            |                     |                    |                    |                     |                      |
| TOTAL . . . . .                         | 16 446                     | 3 524               | 3 519              | 3 294              | 3 126               | 2 983                | 100.0                      | 100.0               | 100.0              | 100.0              | 100.0               | 100.0                |
| IN FAMILIES . . . . .                   | 16 205                     | 3 484               | 3 470              | 3 221              | 3 089               | 2 940                | 98.5                       | 98.9                | 98.6               | 97.8               | 98.8                | 98.6                 |
| CHILD OF HOUSEHOLDER . . . . .          | 15 297                     | 3 238               | 3 268              | 3 044              | 2 938               | 2 809                | 93.0                       | 91.9                | 92.9               | 92.4               | 94.0                | 94.2                 |
| OTHER RELATIVE OF HOUSEHOLDER . . . . . | 908                        | 246                 | 202                | 177                | 152                 | 131                  | 5.5                        | 7.0                 | 5.7                | 5.4                | 4.9                 | 4.4                  |
| CHILD IN RELATED SUBFAMILY . . . . .    | 647                        | 210                 | 167                | 117                | 85                  | 68                   | 3.9                        | 6.0                 | 4.7                | 3.6                | 2.7                 | 2.3                  |
| OTHER . . . . .                         | 262                        | 36                  | 35                 | 60                 | 67                  | 64                   | 1.6                        | 1.0                 | 1.0                | 1.8                | 2.1                 | 2.1                  |
| IN UNRELATED SUBFAMILIES . . . . .      | 176                        | 30                  | 37                 | 51                 | 29                  | 28                   | 1.1                        | 0.9                 | 1.0                | 1.6                | 0.9                 | 1.0                  |
| CHILD . . . . .                         | 163                        | 30                  | 34                 | 48                 | 26                  | 25                   | 1.0                        | 0.9                 | 1.0                | 1.5                | 0.8                 | 0.8                  |
| OTHER RELATIVE . . . . .                | 13                         | -                   | 3                  | 3                  | 4                   | 4                    | 0.1                        | -                   | 0.1                | 0.1                | 0.1                 | 0.1                  |
| NOT IN FAMILIES . . . . .               | 65                         | 10                  | 12                 | 22                 | 8                   | 14                   | 0.4                        | 0.3                 | 0.3                | 0.7                | 0.2                 | 0.5                  |
| IN HOUSEHOLDS . . . . .                 | 61                         | 10                  | 12                 | 22                 | 6                   | 11                   | 0.4                        | 0.3                 | 0.3                | 0.7                | 0.2                 | 0.4                  |
| IN GROUP QUARTERS . . . . .             | 4                          | -                   | -                  | -                  | 1                   | 2                    | -                          | -                   | -                  | -                  | -                   | 0.1                  |
| <b>FEMALE</b>                           |                            |                     |                    |                    |                     |                      |                            |                     |                    |                    |                     |                      |
| TOTAL . . . . .                         | 15 535                     | 3 355               | 3 268              | 3 181              | 2 952               | 2 780                | 100.0                      | 100.0               | 100.0              | 100.0              | 100.0               | 100.0                |
| IN FAMILIES . . . . .                   | 15 313                     | 3 327               | 3 208              | 3 132              | 2 898               | 2 748                | 98.6                       | 99.2                | 98.2               | 98.5               | 98.2                | 98.9                 |
| CHILD OF HOUSEHOLDER . . . . .          | 14 466                     | 3 088               | 3 031              | 2 977              | 2 768               | 2 601                | 93.1                       | 92.1                | 92.8               | 93.6               | 93.8                | 93.6                 |
| OTHER RELATIVE OF HOUSEHOLDER . . . . . | 848                        | 239                 | 177                | 154                | 129                 | 148                  | 5.5                        | 7.1                 | 5.4                | 4.9                | 4.4                 | 5.3                  |
| CHILD IN RELATED SUBFAMILY . . . . .    | 649                        | 219                 | 146                | 111                | 94                  | 78                   | 4.2                        | 6.5                 | 4.5                | 3.5                | 3.2                 | 2.8                  |
| OTHER . . . . .                         | 199                        | 20                  | 31                 | 43                 | 35                  | 69                   | 1.3                        | 0.6                 | 1.0                | 1.4                | 1.2                 | 2.5                  |
| IN UNRELATED SUBFAMILIES . . . . .      | 157                        | 19                  | 36                 | 39                 | 41                  | 21                   | 1.0                        | 0.6                 | 1.1                | 1.2                | 1.4                 | 0.8                  |
| CHILD . . . . .                         | 149                        | 19                  | 34                 | 37                 | 37                  | 21                   | 1.0                        | 0.6                 | 1.0                | 1.2                | 1.2                 | 0.8                  |
| OTHER RELATIVE . . . . .                | 8                          | -                   | 2                  | 2                  | 4                   | -                    | 0.1                        | -                   | 0.1                | 0.1                | 0.1                 | -                    |
| NOT IN FAMILIES . . . . .               | 65                         | 8                   | 23                 | 10                 | 13                  | 10                   | 0.4                        | 0.2                 | 0.7                | 0.3                | 0.5                 | 0.3                  |
| IN HOUSEHOLDS . . . . .                 | 59                         | 5                   | 23                 | 9                  | 12                  | 10                   | 0.4                        | 0.2                 | 0.7                | 0.3                | 0.4                 | 0.3                  |
| IN GROUP QUARTERS . . . . .             | 6                          | 3                   | 1                  | 1                  | 1                   | -                    | -                          | 0.1                 | -                  | -                  | -                   | -                    |

Table 3. Family Status of Persons Under 15 Years, by Age, Sex, Race, Hispanic Origin, and Metropolitan Residence: March 1988—Continued

(NUMBERS IN THOUSANDS. FOR MEANING OF SYMBOLS, SEE TEXT)

| SUBJECT                                 | TOTAL,<br>UNDER 15<br>YEARS | AGE                 |                    |                    |                     |                      | PERCENT DISTRIBUTION        |                     |                    |                    |                     |                      |
|---|-----------------------------|---------------------|--------------------|--------------------|---------------------|----------------------|-----------------------------|---------------------|--------------------|--------------------|---------------------|----------------------|
|   |                             | UNDER<br>3<br>YEARS | 3 TO<br>5<br>YEARS | 6 TO<br>8<br>YEARS | 9 TO<br>11<br>YEARS | 12 TO<br>14<br>YEARS | TOTAL,<br>UNDER 15<br>YEARS | UNDER<br>3<br>YEARS | 3 TO<br>5<br>YEARS | 6 TO<br>8<br>YEARS | 9 TO<br>11<br>YEARS | 12 TO<br>14<br>YEARS |
| <b>METROPOLITAN--CONTINUED</b>          |                             |                     |                    |                    |                     |                      |                             |                     |                    |                    |                     |                      |
| <b>BLACK</b>                            |                             |                     |                    |                    |                     |                      |                             |                     |                    |                    |                     |                      |
| TOTAL . . . . .                         | 6 620                       | 1 382               | 1 354              | 1 333              | 1 313               | 1 238                | 100.0                       | 100.0               | 100.0              | 100.0              | 100.0               | 100.0                |
| IN FAMILIES . . . . .                   | 6 444                       | 1 349               | 1 306              | 1 291              | 1 288               | 1 211                | 97.3                        | 97.6                | 96.4               | 96.9               | 98.0                | 97.8                 |
| CHILD OF HOUSEHOLDER . . . . .          | 5 272                       | 977                 | 1 034              | 1 098              | 1 101               | 1 062                | 79.6                        | 70.7                | 76.4               | 82.4               | 83.8                | 85.8                 |
| OTHER RELATIVE OF HOUSEHOLDER . . . . . | 1 172                       | 372                 | 271                | 193                | 187                 | 149                  | 17.7                        | 26.9                | 20.0               | 14.5               | 14.2                | 12.0                 |
| CHILD IN RELATED SUBFAMILY . . . . .    | 775                         | 311                 | 193                | 108                | 100                 | 62                   | 11.7                        | 22.5                | 14.2               | 8.1                | 7.6                 | 5.0                  |
| OTHER . . . . .                         | 398                         | 61                  | 79                 | 85                 | 87                  | 87                   | 6.0                         | 4.4                 | 5.8                | 6.4                | 6.6                 | 7.0                  |
| IN UNRELATED SUBFAMILIES . . . . .      | 116                         | 23                  | 29                 | 27                 | 19                  | 17                   | 1.8                         | 1.7                 | 2.2                | 2.1                | 1.4                 | 1.4                  |
| CHILD . . . . .                         | 113                         | 23                  | 29                 | 26                 | 19                  | 16                   | 1.7                         | 1.7                 | 2.2                | 1.9                | 1.4                 | 1.3                  |
| OTHER RELATIVE . . . . .                | 3                           | -                   | -                  | 1                  | -                   | 2                    | -                           | -                   | -                  | 0.1                | -                   | 0.1                  |
| NOT IN FAMILIES . . . . .               | 60                          | 10                  | 19                 | 14                 | 7                   | 10                   | 0.9                         | 0.7                 | 1.4                | 1.0                | 0.5                 | 0.8                  |
| IN HOUSEHOLDS . . . . .                 | 51                          | 10                  | 17                 | 14                 | 2                   | 8                    | 0.8                         | 0.7                 | 1.2                | 1.0                | 0.2                 | 0.6                  |
| IN GROUP QUARTERS . . . . .             | 9                           | -                   | 2                  | -                  | 5                   | 2                    | 0.1                         | -                   | 0.2                | -                  | 0.3                 | 0.2                  |
| <b>MALE</b>                             |                             |                     |                    |                    |                     |                      |                             |                     |                    |                    |                     |                      |
| TOTAL . . . . .                         | 3 340                       | 698                 | 668                | 674                | 671                 | 629                  | 100.0                       | 100.0               | 100.0              | 100.0              | 100.0               | 100.0                |
| IN FAMILIES . . . . .                   | 3 245                       | 682                 | 636                | 657                | 657                 | 613                  | 97.2                        | 97.7                | 95.3               | 97.4               | 98.0                | 97.6                 |
| CHILD OF HOUSEHOLDER . . . . .          | 2 647                       | 479                 | 502                | 560                | 566                 | 540                  | 79.3                        | 68.6                | 75.1               | 83.1               | 84.4                | 86.0                 |
| OTHER RELATIVE OF HOUSEHOLDER . . . . . | 598                         | 203                 | 134                | 96                 | 91                  | 73                   | 17.9                        | 29.1                | 20.1               | 14.3               | 13.6                | 11.6                 |
| CHILD IN RELATED SUBFAMILY . . . . .    | 385                         | 166                 | 103                | 50                 | 40                  | 27                   | 11.5                        | 23.8                | 15.4               | 7.3                | 5.9                 | 4.3                  |
| OTHER . . . . .                         | 212                         | 37                  | 31                 | 47                 | 52                  | 46                   | 6.4                         | 5.3                 | 4.7                | 6.9                | 7.7                 | 7.3                  |
| IN UNRELATED SUBFAMILIES . . . . .      | 68                          | 8                   | 25                 | 16                 | 7                   | 12                   | 2.0                         | 1.1                 | 3.7                | 2.4                | 1.1                 | 1.9                  |
| CHILD . . . . .                         | 66                          | 8                   | 25                 | 14                 | 7                   | 12                   | 2.0                         | 1.1                 | 3.7                | 2.1                | 1.1                 | 1.9                  |
| OTHER RELATIVE . . . . .                | 1                           | -                   | -                  | 1                  | -                   | -                    | -                           | -                   | -                  | 0.2                | -                   | -                    |
| NOT IN FAMILIES . . . . .               | 27                          | 8                   | 7                  | 2                  | 6                   | 4                    | 0.8                         | 1.2                 | 1.0                | 0.3                | 0.9                 | 0.6                  |
| IN HOUSEHOLDS . . . . .                 | 20                          | 8                   | 7                  | 2                  | 2                   | 1                    | 0.6                         | 1.2                 | 1.0                | 0.3                | 0.3                 | 0.2                  |
| IN GROUP QUARTERS . . . . .             | 7                           | -                   | -                  | -                  | 5                   | 2                    | 0.2                         | -                   | -                  | -                  | 0.7                 | 0.3                  |
| <b>FEMALE</b>                           |                             |                     |                    |                    |                     |                      |                             |                     |                    |                    |                     |                      |
| TOTAL . . . . .                         | 3 281                       | 684                 | 686                | 658                | 643                 | 610                  | 100.0                       | 100.0               | 100.0              | 100.0              | 100.0               | 100.0                |
| IN FAMILIES . . . . .                   | 3 199                       | 667                 | 669                | 635                | 630                 | 598                  | 97.5                        | 97.5                | 97.6               | 96.4               | 98.1                | 98.0                 |
| CHILD OF HOUSEHOLDER . . . . .          | 2 624                       | 498                 | 533                | 537                | 534                 | 522                  | 80.0                        | 72.8                | 77.6               | 81.6               | 83.2                | 85.5                 |
| OTHER RELATIVE OF HOUSEHOLDER . . . . . | 575                         | 169                 | 137                | 97                 | 96                  | 76                   | 17.5                        | 24.7                | 19.9               | 14.8               | 14.9                | 12.5                 |
| CHILD IN RELATED SUBFAMILY . . . . .    | 389                         | 145                 | 89                 | 59                 | 61                  | 35                   | 11.9                        | 21.3                | 13.0               | 8.9                | 9.4                 | 5.7                  |
| OTHER . . . . .                         | 185                         | 23                  | 47                 | 38                 | 35                  | 41                   | 5.7                         | 3.4                 | 6.9                | 5.8                | 5.5                 | 6.7                  |
| IN UNRELATED SUBFAMILIES . . . . .      | 49                          | 15                  | 5                  | 12                 | 12                  | 5                    | 1.5                         | 2.3                 | 0.7                | 1.8                | 1.8                 | 0.9                  |
| CHILD . . . . .                         | 47                          | 15                  | 5                  | 12                 | 12                  | 4                    | 1.4                         | 2.3                 | 0.7                | 1.8                | 1.8                 | 0.6                  |
| OTHER RELATIVE . . . . .                | 2                           | -                   | -                  | -                  | -                   | 2                    | -                           | -                   | -                  | -                  | -                   | 0.3                  |
| NOT IN FAMILIES . . . . .               | 33                          | 2                   | 12                 | 12                 | 1                   | 7                    | 1.0                         | 0.2                 | 1.8                | 1.9                | 0.1                 | 1.1                  |
| IN HOUSEHOLDS . . . . .                 | 31                          | 2                   | 10                 | 12                 | 1                   | 7                    | 0.9                         | 0.2                 | 1.4                | 1.9                | 0.1                 | 1.1                  |
| IN GROUP QUARTERS . . . . .             | 2                           | -                   | 2                  | -                  | -                   | -                    | 0.1                         | -                   | 0.3                | -                  | -                   | -                    |
| <b>SPANISH ORIGIN<sup>1</sup></b>       |                             |                     |                    |                    |                     |                      |                             |                     |                    |                    |                     |                      |
| TOTAL . . . . .                         | 5 342                       | 1 121               | 1 168              | 1 116              | 1 009               | 928                  | 100.0                       | 100.0               | 100.0              | 100.0              | 100.0               | 100.0                |
| IN FAMILIES . . . . .                   | 5 259                       | 1 109               | 1 160              | 1 091              | 982                 | 918                  | 98.5                        | 98.9                | 99.3               | 97.8               | 97.3                | 98.9                 |
| CHILD OF HOUSEHOLDER . . . . .          | 4 736                       | 940                 | 1 026              | 1 002              | 925                 | 843                  | 88.7                        | 83.8                | 87.9               | 89.8               | 91.7                | 90.9                 |
| OTHER RELATIVE OF HOUSEHOLDER . . . . . | 523                         | 169                 | 133                | 89                 | 57                  | 75                   | 9.8                         | 15.1                | 11.4               | 7.9                | 5.7                 | 8.1                  |
| CHILD IN RELATED SUBFAMILY . . . . .    | 419                         | 157                 | 117                | 64                 | 42                  | 39                   | 7.8                         | 14.0                | 10.0               | 5.7                | 4.1                 | 4.2                  |
| OTHER . . . . .                         | 104                         | 12                  | 17                 | 24                 | 16                  | 36                   | 2.0                         | 1.1                 | 1.4                | 2.2                | 1.5                 | 3.9                  |
| IN UNRELATED SUBFAMILIES . . . . .      | 59                          | 8                   | 7                  | 20                 | 17                  | 7                    | 1.1                         | 0.7                 | 0.6                | 1.8                | 1.7                 | 0.8                  |
| CHILD . . . . .                         | 52                          | 8                   | 7                  | 20                 | 13                  | 4                    | 1.0                         | 0.7                 | 0.6                | 1.8                | 1.3                 | 0.4                  |
| OTHER RELATIVE . . . . .                | 8                           | -                   | -                  | -                  | 4                   | 4                    | 0.1                         | -                   | -                  | -                  | 0.4                 | 0.4                  |
| NOT IN FAMILIES . . . . .               | 23                          | 4                   | 2                  | 5                  | 10                  | 2                    | 0.4                         | 0.4                 | 0.2                | 0.5                | 0.9                 | 0.3                  |
| IN HOUSEHOLDS . . . . .                 | 22                          | 4                   | 1                  | 5                  | 9                   | 2                    | 0.4                         | 0.4                 | 0.1                | 0.5                | 0.8                 | 0.3                  |
| IN GROUP QUARTERS . . . . .             | 2                           | -                   | 1                  | -                  | 1                   | -                    | -                           | -                   | 0.1                | -                  | 0.1                 | -                    |
| <b>MALE</b>                             |                             |                     |                    |                    |                     |                      |                             |                     |                    |                    |                     |                      |
| TOTAL . . . . .                         | 2 727                       | 596                 | 567                | 569                | 517                 | 477                  | 100.0                       | 100.0               | 100.0              | 100.0              | 100.0               | 100.0                |
| IN FAMILIES . . . . .                   | 2 685                       | 591                 | 565                | 553                | 508                 | 469                  | 98.5                        | 99.2                | 99.3               | 97.2               | 96.3                | 98.2                 |
| CHILD OF HOUSEHOLDER . . . . .          | 2 432                       | 506                 | 497                | 515                | 479                 | 435                  | 89.2                        | 84.8                | 87.6               | 90.6               | 92.6                | 91.2                 |
| OTHER RELATIVE OF HOUSEHOLDER . . . . . | 253                         | 86                  | 67                 | 38                 | 29                  | 33                   | 9.3                         | 14.4                | 11.8               | 6.7                | 5.6                 | 7.0                  |
| CHILD IN RELATED SUBFAMILY . . . . .    | 196                         | 76                  | 58                 | 24                 | 20                  | 19                   | 7.2                         | 12.7                | 10.2               | 4.1                | 3.8                 | 3.9                  |
| OTHER . . . . .                         | 57                          | 10                  | 9                  | 14                 | 9                   | 15                   | 2.1                         | 1.6                 | 1.5                | 2.5                | 1.8                 | 3.1                  |
| IN UNRELATED SUBFAMILIES . . . . .      | 28                          | 2                   | 3                  | 10                 | 6                   | 7                    | 1.0                         | 0.4                 | 0.5                | 1.8                | 1.1                 | 1.5                  |
| CHILD . . . . .                         | 24                          | 2                   | 3                  | 10                 | 6                   | 4                    | 0.9                         | 0.4                 | 0.5                | 1.8                | 1.1                 | 1.5                  |
| OTHER RELATIVE . . . . .                | 4                           | -                   | -                  | -                  | 4                   | 4                    | 0.1                         | -                   | -                  | -                  | -                   | 0.7                  |
| NOT IN FAMILIES . . . . .               | 14                          | 3                   | 1                  | 5                  | 3                   | 2                    | 0.5                         | 0.5                 | 0.2                | 0.9                | 0.6                 | 0.3                  |
| IN HOUSEHOLDS . . . . .                 | 14                          | 3                   | 1                  | 5                  | 3                   | 2                    | 0.5                         | 0.5                 | 0.2                | 0.9                | 0.6                 | 0.3                  |
| IN GROUP QUARTERS . . . . .             | -                           | -                   | -                  | -                  | -                   | -                    | -                           | -                   | -                  | -                  | -                   | -                    |
| <b>FEMALE</b>                           |                             |                     |                    |                    |                     |                      |                             |                     |                    |                    |                     |                      |
| TOTAL . . . . .                         | 2 615                       | 525                 | 601                | 547                | 492                 | 450                  | 100.0                       | 100.0               | 100.0              | 100.0              | 100.0               | 100.0                |
| IN FAMILIES . . . . .                   | 2 574                       | 518                 | 596                | 538                | 474                 | 449                  | 98.4                        | 98.6                | 99.2               | 98.3               | 96.4                | 99.8                 |
| CHILD OF HOUSEHOLDER . . . . .          | 2 304                       | 434                 | 530                | 487                | 446                 | 408                  | 88.1                        | 82.7                | 88.1               | 89.0               | 90.6                | 90.6                 |
| OTHER RELATIVE OF HOUSEHOLDER . . . . . | 270                         | 83                  | 67                 | 51                 | 28                  | 41                   | 10.3                        | 15.9                | 11.1               | 9.3                | 5.7                 | 9.2                  |
| CHILD IN RELATED SUBFAMILY . . . . .    | 222                         | 81                  | 59                 | 41                 | 22                  | 20                   | 8.5                         | 15.5                | 9.8                | 7.4                | 4.4                 | 4.5                  |
| OTHER . . . . .                         | 48                          | 2                   | 8                  | 10                 | 6                   | 21                   | 1.8                         | 0.4                 | 1.3                | 1.9                | 1.3                 | 4.7                  |
| IN UNRELATED SUBFAMILIES . . . . .      | 31                          | 6                   | 4                  | 9                  | 12                  | -                    | 1.2                         | 1.2                 | 0.7                | 1.7                | 2.4                 | -                    |
| CHILD . . . . .                         | 27                          | 6                   | 4                  | 9                  | 8                   | -                    | 1.0                         | 1.2                 | 0.7                | 1.7                | 1.6                 | -                    |
| OTHER RELATIVE . . . . .                | 4                           | -                   | -                  | -                  | 4                   | -                    | 0.2                         | -                   | -                  | -                  | 0.8                 | -                    |
| NOT IN FAMILIES . . . . .               | 9                           | 1                   | 1                  | -                  | 6                   | 1                    | 0.4                         | 0.3                 | 0.1                | -                  | 1.3                 | 0.2                  |
| IN HOUSEHOLDS . . . . .                 | 7                           | 1                   | -                  | -                  | 5                   | 1                    | 0.3                         | 0.3                 | -                  | -                  | 1.1                 | 0.2                  |
| IN GROUP QUARTERS . . . . .             | 2                           | -                   | 1                  | -                  | 1                   | -                    | 0.1                         | -                   | 0.1                | -                  | 0.2                 | -                    |

<sup>1</sup> PERSONS OF SPANISH ORIGIN MAY BE OF ANY RACE.

**Table 4. Household Relationship and Presence of Parent, for Persons Under 18 Years, by Age, Sex, Race, and Hispanic Origin: March 1988**

[NUMBERS IN THOUSANDS. FOR MEANING OF SYMBOLS, SEE TEXT]

| SUBJECT                                 | TOTAL,<br>UNDER 18<br>YEARS <sup>1</sup> | AGE                 |                    |                    |                      |                      | PERCENT DISTRIBUTION                     |                     |                    |                    |                      |                      |
|---|--|---------------------|--------------------|--------------------|----------------------|----------------------|--|---------------------|--------------------|--------------------|----------------------|----------------------|
|   |  | UNDER<br>3<br>YEARS | 3 TO<br>5<br>YEARS | 6 TO<br>9<br>YEARS | 10 TO<br>14<br>YEARS | 15 TO<br>17<br>YEARS | TOTAL,<br>UNDER 18<br>YEARS <sup>1</sup> | UNDER<br>3<br>YEARS | 3 TO<br>5<br>YEARS | 6 TO<br>9<br>YEARS | 10 TO<br>14<br>YEARS | 15 TO<br>17<br>YEARS |
| <b>ALL RACES</b>                        |  |                     |                    |                    |                      |                      |  |                     |                    |                    |                      |                      |
| TOTAL . . . . .                         | 63 179                                   | 11 047              | 10 917             | 14 219             | 16 520               | 10 476               | 100.0                                    | 100.0               | 100.0              | 100.0              | 100.0                | 100.0                |
| IN HOUSEHOLDS . . . . .                 | 63 139                                   | 11 043              | 10 912             | 14 212             | 16 509               | 10 463               | 99.9                                     | 100.0               | 100.0              | 99.9               | 99.9                 | 99.9                 |
| CHILD OF HOUSEHOLDER . . . . .          | 57 759                                   | 9 779               | 9 877              | 13 037             | 15 332               | 9 734                | 91.4                                     | 88.5                | 90.5               | 91.7               | 92.8                 | 92.9                 |
| GRANDCHILD OF HOUSEHOLDER . . . . .     | 2 342                                    | 815                 | 570                | 463                | 361                  | 133                  | 3.7                                      | 7.4                 | 5.2                | 3.3                | 2.2                  | 1.3                  |
| OTHER RELATIVE OF HOUSEHOLDER . . . . . | 2 035                                    | 317                 | 262                | 448                | 591                  | 417                  | 3.2                                      | 2.9                 | 2.4                | 3.2                | 3.6                  | 4.0                  |
| NONRELATIVE OF HOUSEHOLDER . . . . .    | 1 003                                    | 131                 | 203                | 264                | 225                  | 179                  | 1.6                                      | 1.2                 | 1.9                | 1.4                | 1.7                  | 1.7                  |
| LIVING WITH BOTH PARENTS . . . . .      | 45 942                                   | 8 365               | 8 094              | 10 206             | 11 855               | 7 422                | 72.7                                     | 75.7                | 74.1               | 71.8               | 71.8                 | 70.8                 |
| CHILD OF HOUSEHOLDER . . . . .          | 45 335                                   | 8 151               | 7 956              | 10 066             | 11 778               | 7 385                | 71.8                                     | 73.8                | 72.9               | 70.8               | 71.3                 | 70.5                 |
| GRANDCHILD OF HOUSEHOLDER . . . . .     | 453                                      | 168                 | 106                | 96                 | 57                   | 25                   | 0.7                                      | 1.5                 | 1.0                | 0.7                | 0.3                  | 0.2                  |
| OTHER RELATIVE OF HOUSEHOLDER . . . . . | 137                                      | 38                  | 31                 | 39                 | 17                   | 11                   | 0.2                                      | 0.3                 | 0.3                | 0.3                | 0.1                  | 0.1                  |
| NONRELATIVE OF HOUSEHOLDER . . . . .    | 17                                       | 8                   | 2                  | 5                  | 3                    | -                    | -  | 0.1                 | -                  | -                  | -                    | -                    |
| LIVING WITH MOTHER ONLY . . . . .       | 13 521                                   | 2 206               | 2 325              | 3 203              | 3 593                | 2 193                | 21.4                                     | 20.0                | 21.3               | 22.5               | 21.8                 | 20.9                 |
| CHILD OF HOUSEHOLDER . . . . .          | 10 854                                   | 1 387               | 1 708              | 2 628              | 3 132                | 1 999                | 17.2                                     | 12.6                | 15.6               | 18.5               | 19.0                 | 19.1                 |
| GRANDCHILD OF HOUSEHOLDER . . . . .     | 1 729                                    | 619                 | 434                | 329                | 258                  | 89                   | 2.7                                      | 5.6                 | 4.0                | 2.3                | 1.6                  | 0.8                  |
| OTHER RELATIVE OF HOUSEHOLDER . . . . . | 363                                      | 117                 | 54                 | 75                 | 71                   | 47                   | 0.6                                      | 1.1                 | 0.5                | 0.5                | 0.4                  | 0.4                  |
| NONRELATIVE OF HOUSEHOLDER . . . . .    | 575                                      | 83                  | 129                | 172                | 132                  | 60                   | 0.9                                      | 0.7                 | 1.2                | 1.2                | 0.8                  | 0.6                  |
| LIVING WITH FATHER ONLY . . . . .       | 1 808                                    | 284                 | 251                | 401                | 492                  | 380                  | 2.9                                      | 2.6                 | 2.3                | 2.8                | 3.0                  | 3.6                  |
| CHILD OF HOUSEHOLDER . . . . .          | 1 570                                    | 241                 | 213                | 343                | 422                  | 351                  | 2.5                                      | 2.2                 | 2.0                | 2.4                | 2.6                  | 3.3                  |
| GRANDCHILD OF HOUSEHOLDER . . . . .     | 160                                      | 28                  | 30                 | 38                 | 45                   | 19                   | 0.3                                      | 0.3                 | 0.3                | 0.3                | 0.3                  | 0.2                  |
| OTHER RELATIVE OF HOUSEHOLDER . . . . . | 52                                       | 9                   | 4                  | 13                 | 16                   | 9                    | 0.1                                      | 0.1                 | -                  | 0.1                | 0.1                  | 0.1                  |
| NONRELATIVE OF HOUSEHOLDER . . . . .    | 26                                       | 6                   | 3                  | 6                  | 9                    | 1                    | -  | 0.1                 | -                  | -                  | 0.1                  | -                    |
| LIVING WITH NEITHER PARENT . . . . .    | 1 868                                    | 188                 | 242                | 402                | 568                  | 469                  | 3.0                                      | 1.7                 | 2.2                | 2.8                | 3.4                  | 4.5                  |
| RELATIVE OF HOUSEHOLDER . . . . .       | 1 483                                    | 153                 | 173                | 321                | 486                  | 350                  | 2.3                                      | 1.4                 | 1.6                | 2.3                | 2.9                  | 3.3                  |
| NONRELATIVE OF HOUSEHOLDER . . . . .    | 385                                      | 34                  | 69                 | 81                 | 82                   | 119                  | 0.6                                      | 0.3                 | 0.6                | 0.6                | 0.5                  | 1.1                  |
| IN GROUP QUARTERS . . . . .             | 40                                       | 4                   | 5                  | 8                  | 11                   | 12                   | 0.1                                      | -                   | -                  | 0.1                | 0.1                  | 0.1                  |
| <b>MALE</b>                             |  |                     |                    |                    |                      |                      |  |                     |                    |                    |                      |                      |
| TOTAL . . . . .                         | 32 426                                   | 5 656               | 5 565              | 7 275              | 8 461                | 5 450                | 100.0                                    | 100.0               | 100.0              | 100.0              | 100.0                | 100.0                |
| IN HOUSEHOLDS . . . . .                 | 32 402                                   | 5 655               | 5 583              | 7 271              | 8 452                | 5 441                | 99.9                                     | 100.0               | 100.0              | 99.9               | 99.9                 | 99.8                 |
| CHILD OF HOUSEHOLDER . . . . .          | 29 687                                   | 4 991               | 5 065              | 6 672              | 7 874                | 5 085                | 91.6                                     | 88.3                | 90.7               | 91.7               | 93.1                 | 93.3                 |
| GRANDCHILD OF HOUSEHOLDER . . . . .     | 1 166                                    | 415                 | 294                | 224                | 172                  | 59                   | 3.6                                      | 7.3                 | 5.3                | 3.1                | 2.0                  | 1.1                  |
| OTHER RELATIVE OF HOUSEHOLDER . . . . . | 1 048                                    | 175                 | 128                | 237                | 295                  | 213                  | 3.2                                      | 3.1                 | 2.3                | 3.3                | 3.5                  | 3.9                  |
| NONRELATIVE OF HOUSEHOLDER . . . . .    | 501                                      | 73                  | 96                 | 138                | 110                  | 83                   | 1.5                                      | 1.3                 | 1.7                | 1.9                | 1.3                  | 1.5                  |
| LIVING WITH BOTH PARENTS . . . . .      | 23 506                                   | 4 276               | 4 106              | 5 189              | 6 062                | 3 870                | 72.5                                     | 75.6                | 73.5               | 71.3               | 71.6                 | 71.0                 |
| CHILD OF HOUSEHOLDER . . . . .          | 23 202                                   | 4 166               | 4 048              | 5 103              | 6 030                | 3 855                | 71.6                                     | 73.7                | 72.5               | 70.1               | 71.3                 | 70.7                 |
| GRANDCHILD OF HOUSEHOLDER . . . . .     | 227                                      | 84                  | 48                 | 61                 | 25                   | 9                    | 0.7                                      | 1.5                 | 0.9                | 0.8                | 0.3                  | 0.2                  |
| OTHER RELATIVE OF HOUSEHOLDER . . . . . | 70                                       | 27                  | 10                 | 22                 | 6                    | 6                    | 0.2                                      | 0.5                 | 0.2                | 0.3                | 0.1                  | 0.1                  |
| NONRELATIVE OF HOUSEHOLDER . . . . .    | 6  | 2                   | -                  | 3                  | 1                    | -                    | -  | -                   | -                  | -                  | -                    | -                    |
| LIVING WITH MOTHER ONLY . . . . .       | 6 867                                    | 1 099               | 1 223              | 1 605              | 1 817                | 1 123                | 21.2                                     | 19.4                | 21.9               | 22.1               | 21.5                 | 20.6                 |
| CHILD OF HOUSEHOLDER . . . . .          | 5 568                                    | 690                 | 905                | 1 348              | 1 606                | 1 019                | 17.2                                     | 12.2                | 16.2               | 18.5               | 19.0                 | 18.7                 |
| GRANDCHILD OF HOUSEHOLDER . . . . .     | 845                                      | 313                 | 221                | 140                | 125                  | 47                   | 2.6                                      | 5.5                 | 4.0                | 1.9                | 1.5                  | 0.9                  |
| OTHER RELATIVE OF HOUSEHOLDER . . . . . | 164                                      | 51                  | 31                 | 33                 | 25                   | 24                   | 0.5                                      | 0.9                 | 0.6                | 0.5                | 0.3                  | 0.4                  |
| NONRELATIVE OF HOUSEHOLDER . . . . .    | 290                                      | 46                  | 66                 | 84                 | 60                   | 34                   | 0.9                                      | 0.8                 | 1.2                | 1.2                | 0.7                  | 0.6                  |
| LIVING WITH FATHER ONLY . . . . .       | 1 052                                    | 162                 | 144                | 255                | 270                  | 221                  | 3.2                                      | 2.9                 | 2.6                | 3.5                | 3.2                  | 4.1                  |
| CHILD OF HOUSEHOLDER . . . . .          | 918                                      | 136                 | 111                | 221                | 237                  | 212                  | 2.8                                      | 2.4                 | 2.0                | 3.0                | 2.8                  | 3.9                  |
| GRANDCHILD OF HOUSEHOLDER . . . . .     | 93                                       | 19                  | 25                 | 23                 | 23                   | 3                    | 0.3                                      | 0.3                 | 0.5                | 0.3                | 0.3                  | 0.1                  |
| OTHER RELATIVE OF HOUSEHOLDER . . . . . | 25                                       | 3                   | 4                  | 7                  | 5                    | 6                    | 0.1                                      | 0.1                 | 0.1                | 0.1                | 0.1                  | 0.1                  |
| NONRELATIVE OF HOUSEHOLDER . . . . .    | 16                                       | 3                   | 3                  | 4                  | 6                    | -                    | 0.1                                      | 0.1                 | 0.1                | 0.1                | 0.1                  | -                    |
| LIVING WITH NEITHER PARENT . . . . .    | 977                                      | 116                 | 109                | 223                | 303                  | 226                  | 3.0                                      | 2.0                 | 2.0                | 3.1                | 3.6                  | 4.2                  |
| RELATIVE OF HOUSEHOLDER . . . . .       | 788                                      | 94                  | 82                 | 175                | 260                  | 177                  | 2.4                                      | 1.7                 | 1.5                | 2.4                | 3.1                  | 3.3                  |
| NONRELATIVE OF HOUSEHOLDER . . . . .    | 188                                      | 22                  | 27                 | 48                 | 43                   | 49                   | 0.6                                      | 0.4                 | 0.5                | 0.7                | 0.5                  | 0.9                  |
| IN GROUP QUARTERS . . . . .             | 24                                       | 1                   | 2                  | 4                  | 9                    | 9                    | 0.1                                      | -                   | -                  | 0.1                | 0.1                  | 0.2                  |
| <b>FEMALE</b>                           |  |                     |                    |                    |                      |                      |  |                     |                    |                    |                      |                      |
| TOTAL . . . . .                         | 30 753                                   | 5 391               | 5 332              | 6 944              | 8 059                | 5 026                | 100.0                                    | 100.0               | 100.0              | 100.0              | 100.0                | 100.0                |
| IN HOUSEHOLDS . . . . .                 | 30 737                                   | 5 388               | 5 329              | 6 940              | 8 057                | 5 022                | 99.9                                     | 100.0               | 99.9               | 99.9               | 100.0                | 99.9                 |
| CHILD OF HOUSEHOLDER . . . . .          | 28 072                                   | 4 788               | 4 812              | 6 365              | 7 458                | 4 649                | 91.3                                     | 88.8                | 90.2               | 91.7               | 92.5                 | 92.5                 |
| GRANDCHILD OF HOUSEHOLDER . . . . .     | 1 176                                    | 400                 | 276                | 239                | 188                  | 73                   | 3.8                                      | 7.4                 | 5.2                | 3.4                | 2.3                  | 1.5                  |
| OTHER RELATIVE OF HOUSEHOLDER . . . . . | 988                                      | 142                 | 134                | 212                | 295                  | 204                  | 3.2                                      | 2.6                 | 2.5                | 3.0                | 3.7                  | 4.1                  |
| NONRELATIVE OF HOUSEHOLDER . . . . .    | 502                                      | 58                  | 107                | 125                | 115                  | 96                   | 1.6                                      | 1.1                 | 2.0                | 1.8                | 1.4                  | 1.9                  |
| LIVING WITH BOTH PARENTS . . . . .      | 22 436                                   | 4 087               | 3 988              | 5 017              | 5 793                | 3 551                | 73.0                                     | 75.8                | 74.8               | 72.2               | 71.9                 | 70.7                 |
| CHILD OF HOUSEHOLDER . . . . .          | 22 133                                   | 3 985               | 3 907              | 4 963              | 5 747                | 3 530                | 72.0                                     | 73.9                | 73.3               | 71.5               | 71.3                 | 70.2                 |
| GRANDCHILD OF HOUSEHOLDER . . . . .     | 226                                      | 84                  | 58                 | 35                 | 32                   | 16                   | 0.7                                      | 1.6                 | 1.1                | 0.5                | 0.4                  | 0.3                  |
| OTHER RELATIVE OF HOUSEHOLDER . . . . . | 67                                       | 12                  | 21                 | 18                 | 12                   | 5                    | 0.2                                      | 0.2                 | 0.4                | 0.3                | 0.1                  | 0.1                  |
| NONRELATIVE OF HOUSEHOLDER . . . . .    | 11                                       | 6                   | 2                  | 2                  | 2                    | -                    | -  | 0.1                 | -                  | -                  | -                    | -                    |
| LIVING WITH MOTHER ONLY . . . . .       | 6 654                                    | 1 107               | 1 102              | 1 598              | 1 777                | 1 070                | 21.6                                     | 20.5                | 20.7               | 23.0               | 22.0                 | 21.3                 |
| CHILD OF HOUSEHOLDER . . . . .          | 5 286                                    | 698                 | 803                | 1 280              | 1 526                | 980                  | 17.2                                     | 12.9                | 15.1               | 18.4               | 18.9                 | 19.5                 |
| GRANDCHILD OF HOUSEHOLDER . . . . .     | 884                                      | 307                 | 213                | 189                | 134                  | 42                   | 2.9                                      | 5.7                 | 4.0                | 2.7                | 1.7                  | 0.8                  |
| OTHER RELATIVE OF HOUSEHOLDER . . . . . | 199                                      | 66                  | 23                 | 42                 | 46                   | 23                   | 0.6                                      | 1.2                 | 0.4                | 0.6                | 0.6                  | 0.5                  |
| NONRELATIVE OF HOUSEHOLDER . . . . .    | 285                                      | 37                  | 63                 | 88                 | 71                   | 26                   | 0.9                                      | 0.7                 | 1.2                | 1.3                | 0.9                  | 0.5                  |
| LIVING WITH FATHER ONLY . . . . .       | 755                                      | 123                 | 106                | 146                | 222                  | 159                  | 2.5                                      | 2.3                 | 2.0                | 2.1                | 2.8                  | 3.2                  |
| CHILD OF HOUSEHOLDER . . . . .          | 653                                      | 105                 | 102                | 122                | 185                  | 138                  | 2.1                                      | 1.9                 | 1.9                | 1.8                | 2.3                  | 2.8                  |
| GRANDCHILD OF HOUSEHOLDER . . . . .     | 67                                       | 9                   | 4                  | 15                 | 22                   | 16                   | 0.2                                      | 0.2                 | 0.1                | 0.2                | 0.3                  | 0.3                  |
| OTHER RELATIVE OF HOUSEHOLDER . . . . . | 27                                       | 6                   | -                  | 7                  | 11                   | 3                    | 0.1                                      | 0.1                 | -                  | -                  | 0.1                  | 0.1                  |
| NONRELATIVE OF HOUSEHOLDER . . . . .    | 9  | 3                   | -                  | 2                  | 3                    | 1                    | -  | 0.1                 | -                  | -                  | -                    | -                    |
| LIVING WITH NEITHER PARENT . . . . .    | 892                                      | 72                  | 133                | 179                | 265                  | 242                  | 2.9                                      | 1.3                 | 2.5                | 2.6                | 3.3                  | 4.8                  |
| RELATIVE OF HOUSEHOLDER . . . . .       | 695                                      | 60                  | 91                 | 146                | 227                  | 173                  | 2.3                                      | 1.1                 | 1.7                | 2.1                | 2.8                  | 3.4                  |
| NONRELATIVE OF HOUSEHOLDER . . . . .    | 197                                      | 12                  | 43                 | 34                 | 39                   | 70                   | 0.6                                      | 0.2                 | 0.8                | 0.5                | 0.5                  | 1.4                  |
| IN GROUP QUARTERS . . . . .             | 15                                       | 3                   | 3                  | 4                  | 2                    | 4                    | 0.1                                      | -                   | 0.1                | -                  | -                    | 0.1                  |

<sup>1</sup> EXCLUDES PERSONS UNDER 18 YEARS OLD WHO ARE HUSBANDS OR WIVES AND OTHER PERSONS MAINTAINING HOUSEHOLDS OR RELATED AND UNRELATED SUBFAMILIES.

**Table 4. Household Relationship and Presence of Parent, for Persons Under 18 Years, by Age, Sex, Race, and Hispanic Origin: March 1988—Continued**

[NUMBERS IN THOUSANDS. FOR MEANING OF SYMBOLS, SEE TEXT]

| SUBJECT                                 | TOTAL,<br>UNDER 18<br>YEARS <sup>1</sup> | AGE                 |                    |                    |                      |                      | PERCENT DISTRIBUTION                     |                     |                    |                    |                      |                      |
|---|--|---------------------|--------------------|--------------------|----------------------|----------------------|--|---------------------|--------------------|--------------------|----------------------|----------------------|
|   |  | UNDER<br>3<br>YEARS | 3 TO<br>5<br>YEARS | 6 TO<br>9<br>YEARS | 10 TO<br>14<br>YEARS | 15 TO<br>17<br>YEARS | TOTAL,<br>UNDER 18<br>YEARS <sup>1</sup> | UNDER<br>3<br>YEARS | 3 TO<br>5<br>YEARS | 6 TO<br>9<br>YEARS | 10 TO<br>14<br>YEARS | 15 TO<br>17<br>YEARS |
| <b>WHITE</b>                            |  |                     |                    |                    |                      |                      |  |                     |                    |                    |                      |                      |
| TOTAL . . . . .                         | 51 030                                   | 8 922               | 8 846              | 11 463             | 13 298               | 8 501                | 100.0                                    | 100.0               | 100.0              | 100.0              | 100.0                | 100.0                |
| IN HOUSEHOLDS . . . . .                 | 51 001                                   | 8 918               | 8 843              | 11 457             | 13 292               | 8 491                | 99.9                                     | 100.0               | 100.0              | 99.9               | 100.0                | 99.9                 |
| CHILD OF HOUSEHOLDER . . . . .          | 47 766                                   | 8 214               | 8 248              | 10 714             | 12 571               | 8 019                | 93.6                                     | 92.1                | 93.2               | 93.5               | 94.5                 | 94.3                 |
| GRANDCHILD OF HOUSEHOLDER . . . . .     | 1 379                                    | 459                 | 319                | 287                | 222                  | 92                   | 2.7                                      | 5.1                 | 3.6                | 2.5                | 1.7                  | 1.1                  |
| OTHER RELATIVE OF HOUSEHOLDER . . . . . | 1 138                                    | 163                 | 131                | 256                | 338                  | 250                  | 2.2                                      | 1.8                 | 1.5                | 2.2                | 2.5                  | 2.9                  |
| NONRELATIVE OF HOUSEHOLDER . . . . .    | 719                                      | 83                  | 144                | 199                | 162                  | 130                  | 1.4                                      | 0.9                 | 1.6                | 1.7                | 1.2                  | 1.5                  |
| LIVING WITH BOTH PARENTS . . . . .      | 40 287                                   | 7 388               | 7 127              | 8 917              | 10 328               | 6 528                | 78.9                                     | 82.8                | 80.6               | 77.8               | 77.7                 | 76.8                 |
| CHILD OF HOUSEHOLDER . . . . .          | 39 789                                   | 7 209               | 7 019              | 8 797              | 10 262               | 6 503                | 78.0                                     | 80.8                | 79.3               | 76.7               | 77.2                 | 76.5                 |
| GRANDCHILD OF HOUSEHOLDER . . . . .     | 370                                      | 136                 | 87                 | 80                 | 49                   | 19                   | 0.7                                      | 1.5                 | 1.0                | 0.7                | 0.4                  | 0.2                  |
| OTHER RELATIVE OF HOUSEHOLDER . . . . . | 111                                      | 34                  | 20                 | 36                 | 15                   | 6                    | 0.2                                      | 0.4                 | 0.2                | 0.3                | 0.1                  | 0.1                  |
| NONRELATIVE OF HOUSEHOLDER . . . . .    | 16                                       | 8                   | 2                  | 5                  | 2                    | -                    | -  | 0.1                 | -                  | -                  | -                    | -                    |
| LIVING WITH MOTHER ONLY . . . . .       | 8 160                                    | 1 232               | 1 378              | 1 983              | 2 241                | 1 327                | 16.0                                     | 13.8                | 15.6               | 17.3               | 16.9                 | 15.6                 |
| CHILD OF HOUSEHOLDER . . . . .          | 6 705                                    | 830                 | 1 053              | 1 636              | 1 975                | 1 211                | 13.1                                     | 9.3                 | 11.9               | 14.3               | 14.9                 | 14.2                 |
| GRANDCHILD OF HOUSEHOLDER . . . . .     | 866                                      | 302                 | 207                | 174                | 128                  | 54                   | 1.7                                      | 3.4                 | 2.3                | 1.5                | 1.0                  | 0.6                  |
| OTHER RELATIVE OF HOUSEHOLDER . . . . . | 179                                      | 49                  | 28                 | 42                 | 37                   | 23                   | 0.4                                      | 0.5                 | 0.3                | 0.4                | 0.3                  | 0.3                  |
| NONRELATIVE OF HOUSEHOLDER . . . . .    | 410                                      | 50                  | 90                 | 131                | 100                  | 39                   | 0.8                                      | 0.6                 | 1.0                | 1.1                | 0.8                  | 0.5                  |
| LIVING WITH FATHER ONLY . . . . .       | 1 464                                    | 204                 | 209                | 328                | 393                  | 329                  | 2.9                                      | 2.3                 | 2.4                | 2.9                | 3.0                  | 3.9                  |
| CHILD OF HOUSEHOLDER . . . . .          | 1 271                                    | 175                 | 176                | 282                | 333                  | 305                  | 2.5                                      | 2.0                 | 2.0                | 2.5                | 2.5                  | 3.6                  |
| GRANDCHILD OF HOUSEHOLDER . . . . .     | 142                                      | 20                  | 25                 | 34                 | 44                   | 19                   | 0.3                                      | 0.2                 | 0.3                | 0.3                | 0.2                  | 0.2                  |
| OTHER RELATIVE OF HOUSEHOLDER . . . . . | 30                                       | 6                   | 4                  | 7                  | 10                   | 4                    | 0.1                                      | 0.1                 | -                  | 0.1                | 0.1                  | -                    |
| NONRELATIVE OF HOUSEHOLDER . . . . .    | 19                                       | 3                   | 3                  | 6                  | 6                    | 1                    | -  | -                   | -                  | 0.1                | -                    | -                    |
| LIVING WITH NEITHER PARENT . . . . .    | 1 091                                    | 95                  | 129                | 229                | 330                  | 308                  | 2.1                                      | 1.1                 | 1.5                | 2.0                | 2.5                  | 3.6                  |
| RELATIVE OF HOUSEHOLDER . . . . .       | 818                                      | 73                  | 79                 | 172                | 276                  | 218                  | 1.6                                      | 0.8                 | 0.9                | 1.5                | 2.1                  | 2.6                  |
| NONRELATIVE OF HOUSEHOLDER . . . . .    | 273                                      | 21                  | 49                 | 57                 | 54                   | 90                   | 0.5                                      | 0.2                 | 0.6                | 0.5                | 0.4                  | 1.1                  |
| IN GROUP QUARTERS . . . . .             | 28                                       | 4                   | 3                  | 6                  | 6                    | 10                   | 0.1                                      | -                   | -                  | 0.1                | -                    | 0.1                  |
| <b>MALE</b>                             |  |                     |                    |                    |                      |                      |  |                     |                    |                    |                      |                      |
| TOTAL . . . . .                         | 26 256                                   | 4 581               | 4 576              | 5 868              | 6 823                | 4 408                | 100.0                                    | 100.0               | 100.0              | 100.0              | 100.0                | 100.0                |
| IN HOUSEHOLDS . . . . .                 | 26 241                                   | 4 580               | 4 574              | 5 866              | 6 818                | 4 402                | 99.9                                     | 100.0               | 100.0              | 100.0              | 99.9                 | 99.9                 |
| CHILD OF HOUSEHOLDER . . . . .          | 24 584                                   | 4 212               | 4 281              | 5 486              | 6 450                | 4 155                | 93.6                                     | 91.9                | 93.6               | 93.5               | 94.5                 | 94.3                 |
| GRANDCHILD OF HOUSEHOLDER . . . . .     | 687                                      | 232                 | 169                | 136                | 106                  | 46                   | 2.6                                      | 5.1                 | 3.7                | 2.3                | 1.5                  | 1.0                  |
| OTHER RELATIVE OF HOUSEHOLDER . . . . . | 608                                      | 90                  | 65                 | 137                | 184                  | 132                  | 2.3                                      | 2.0                 | 1.4                | 2.3                | 2.7                  | 3.0                  |
| NONRELATIVE OF HOUSEHOLDER . . . . .    | 361                                      | 47                  | 59                 | 136                | 79                   | 69                   | 1.4                                      | 1.0                 | 1.3                | 1.8                | 1.2                  | 1.6                  |
| LIVING WITH BOTH PARENTS . . . . .      | 20 679                                   | 3 817               | 3 659              | 4 530              | 5 282                | 3 391                | 78.8                                     | 83.3                | 80.0               | 77.2               | 77.4                 | 76.9                 |
| CHILD OF HOUSEHOLDER . . . . .          | 20 428                                   | 3 721               | 3 614              | 4 457              | 5 258                | 3 379                | 77.8                                     | 81.2                | 79.0               | 76.0               | 77.1                 | 76.6                 |
| GRANDCHILD OF HOUSEHOLDER . . . . .     | 184                                      | 71                  | 37                 | 49                 | 19                   | 8                    | 0.7                                      | 1.6                 | 0.8                | 0.8                | 0.3                  | 0.2                  |
| OTHER RELATIVE OF HOUSEHOLDER . . . . . | 62                                       | 23                  | 8                  | 21                 | 5                    | 5                    | 0.2                                      | 0.5                 | 0.2                | 0.4                | 0.1                  | 0.1                  |
| NONRELATIVE OF HOUSEHOLDER . . . . .    | 5  | 2                   | -                  | 3                  | -                    | -                    | -  | 0.1                 | -                  | 0.1                | -                    | -                    |
| LIVING WITH MOTHER ONLY . . . . .       | 4 126                                    | 592                 | 734                | 1 006              | 1 130                | 663                  | 15.7                                     | 12.9                | 16.0               | 17.1               | 16.6                 | 15.1                 |
| CHILD OF HOUSEHOLDER . . . . .          | 3 419                                    | 395                 | 574                | 854                | 1 002                | 594                  | 13.0                                     | 8.6                 | 12.6               | 14.6               | 14.7                 | 13.5                 |
| GRANDCHILD OF HOUSEHOLDER . . . . .     | 424                                      | 148                 | 111                | 66                 | 64                   | 35                   | 1.6                                      | 3.2                 | 2.4                | 1.1                | 0.9                  | 0.8                  |
| OTHER RELATIVE OF HOUSEHOLDER . . . . . | 80                                       | 19                  | 13                 | 21                 | 18                   | 9                    | 0.3                                      | 0.4                 | 0.3                | 0.4                | 0.3                  | 0.2                  |
| NONRELATIVE OF HOUSEHOLDER . . . . .    | 203                                      | 30                  | 37                 | 65                 | 45                   | 26                   | 0.8                                      | 0.7                 | 0.8                | 1.1                | 0.7                  | 0.6                  |
| LIVING WITH FATHER ONLY . . . . .       | 847                                      | 116                 | 123                | 201                | 218                  | 189                  | 3.2                                      | 2.5                 | 2.7                | 3.4                | 3.2                  | 4.3                  |
| CHILD OF HOUSEHOLDER . . . . .          | 737                                      | 97                  | 93                 | 175                | 189                  | 183                  | 2.8                                      | 2.1                 | 2.0                | 3.0                | 2.8                  | 4.1                  |
| GRANDCHILD OF HOUSEHOLDER . . . . .     | 80                                       | 13                  | 21                 | 21                 | 22                   | 3                    | 0.3                                      | 0.3                 | 0.5                | 0.4                | 0.3                  | 0.1                  |
| OTHER RELATIVE OF HOUSEHOLDER . . . . . | 17                                       | 3                   | 4                  | 2                  | 5                    | 3                    | 0.1                                      | 0.1                 | 0.1                | -                  | 0.1                  | 0.1                  |
| NONRELATIVE OF HOUSEHOLDER . . . . .    | 13                                       | 3                   | 3                  | 4                  | 3                    | -                    | 0.1                                      | 0.1                 | 0.1                | -                  | -                    | -                    |
| LIVING WITH NEITHER PARENT . . . . .    | 589                                      | 55                  | 58                 | 129                | 187                  | 159                  | 2.2                                      | 1.2                 | 1.3                | 2.2                | 2.7                  | 3.6                  |
| RELATIVE OF HOUSEHOLDER . . . . .       | 449                                      | 44                  | 40                 | 93                 | 156                  | 116                  | 1.7                                      | 1.0                 | 0.9                | 1.6                | 2.3                  | 2.6                  |
| NONRELATIVE OF HOUSEHOLDER . . . . .    | 140                                      | 11                  | 19                 | 36                 | 31                   | 43                   | 0.5                                      | 0.2                 | 0.4                | 0.6                | 0.5                  | 1.0                  |
| IN GROUP QUARTERS . . . . .             | 15                                       | 1                   | 2                  | 2                  | 4                    | 6                    | 0.1                                      | -                   | -                  | -                  | 0.1                  | 0.1                  |
| <b>FEMALE</b>                           |  |                     |                    |                    |                      |                      |  |                     |                    |                    |                      |                      |
| TOTAL . . . . .                         | 24 774                                   | 4 341               | 4 270              | 5 595              | 6 476                | 4 093                | 100.0                                    | 100.0               | 100.0              | 100.0              | 100.0                | 100.0                |
| IN HOUSEHOLDS . . . . .                 | 24 761                                   | 4 338               | 4 269              | 5 591              | 6 474                | 4 089                | 99.9                                     | 99.9                | 100.0              | 99.9               | 100.0                | 99.9                 |
| CHILD OF HOUSEHOLDER . . . . .          | 23 181                                   | 4 002               | 3 967              | 5 228              | 6 121                | 3 863                | 93.6                                     | 92.2                | 92.9               | 93.5               | 94.5                 | 94.4                 |
| GRANDCHILD OF HOUSEHOLDER . . . . .     | 692                                      | 227                 | 151                | 152                | 116                  | 47                   | 2.8                                      | 5.2                 | 3.5                | 2.7                | 1.8                  | 1.1                  |
| OTHER RELATIVE OF HOUSEHOLDER . . . . . | 530                                      | 73                  | 66                 | 119                | 153                  | 118                  | 2.1                                      | 1.7                 | 1.6                | 2.1                | 2.4                  | 2.9                  |
| NONRELATIVE OF HOUSEHOLDER . . . . .    | 358                                      | 36                  | 85                 | 91                 | 83                   | 61                   | 1.4                                      | 0.8                 | 2.0                | 1.6                | 1.3                  | 1.5                  |
| LIVING WITH BOTH PARENTS . . . . .      | 19 608                                   | 3 571               | 3 468              | 4 387              | 5 046                | 3 137                | 79.1                                     | 82.3                | 81.2               | 78.4               | 77.9                 | 76.6                 |
| CHILD OF HOUSEHOLDER . . . . .          | 19 361                                   | 3 488               | 3 405              | 4 339              | 5 004                | 3 124                | 78.1                                     | 80.4                | 79.7               | 77.6               | 77.3                 | 76.3                 |
| GRANDCHILD OF HOUSEHOLDER . . . . .     | 186                                      | 65                  | 50                 | 31                 | 30                   | 11                   | 0.8                                      | 1.5                 | 1.2                | 0.6                | 0.5                  | 0.3                  |
| OTHER RELATIVE OF HOUSEHOLDER . . . . . | 49                                       | 12                  | 12                 | 15                 | 10                   | 1                    | 0.2                                      | 0.3                 | 0.3                | 0.3                | 0.2                  | -                    |
| NONRELATIVE OF HOUSEHOLDER . . . . .    | 11                                       | 6                   | 2                  | 2                  | -                    | -                    | -  | 0.1                 | -                  | -                  | -                    | -                    |
| LIVING WITH MOTHER ONLY . . . . .       | 4 034                                    | 639                 | 644                | 977                | 1 111                | 663                  | 16.3                                     | 14.7                | 15.1               | 17.5               | 17.2                 | 16.2                 |
| CHILD OF HOUSEHOLDER . . . . .          | 3 286                                    | 436                 | 479                | 782                | 973                  | 616                  | 13.3                                     | 10.0                | 11.2               | 14.0               | 15.0                 | 15.1                 |
| GRANDCHILD OF HOUSEHOLDER . . . . .     | 443                                      | 155                 | 97                 | 108                | 64                   | 20                   | 1.8                                      | 3.6                 | 2.3                | 1.9                | 1.0                  | 0.5                  |
| OTHER RELATIVE OF HOUSEHOLDER . . . . . | 99                                       | 29                  | 15                 | 21                 | 19                   | 15                   | 0.4                                      | 0.7                 | 0.4                | 0.4                | 0.3                  | 0.4                  |
| NONRELATIVE OF HOUSEHOLDER . . . . .    | 207                                      | 20                  | 53                 | 66                 | 55                   | 13                   | 0.8                                      | 0.5                 | 1.2                | 1.2                | 0.9                  | 0.3                  |
| LIVING WITH FATHER ONLY . . . . .       | 617                                      | 88                  | 87                 | 127                | 174                  | 140                  | 2.5                                      | 2.0                 | 2.0                | 2.3                | 2.7                  | 3.4                  |
| CHILD OF HOUSEHOLDER . . . . .          | 535                                      | 78                  | 83                 | 107                | 144                  | 122                  | 2.2                                      | 1.8                 | 1.9                | 1.9                | 2.2                  | 3.0                  |
| GRANDCHILD OF HOUSEHOLDER . . . . .     | 63                                       | 7                   | 4                  | 13                 | 22                   | 16                   | 0.3                                      | 0.2                 | 0.1                | 0.2                | 0.3                  | 0.4                  |
| OTHER RELATIVE OF HOUSEHOLDER . . . . . | 13                                       | 3                   | -                  | 5                  | 5                    | 1                    | 0.1                                      | 0.1                 | -                  | 0.1                | 0.1                  | -                    |
| NONRELATIVE OF HOUSEHOLDER . . . . .    | 6  | -                   | -                  | 2                  | 3                    | 1                    | -  | -                   | -                  | -                  | -                    | -                    |
| LIVING WITH NEITHER PARENT . . . . .    | 502                                      | 40                  | 70                 | 100                | 142                  | 149                  | 2.0                                      | 0.9                 | 1.6                | 1.8                | 2.2                  | 3.6                  |
| RELATIVE OF HOUSEHOLDER . . . . .       | 369                                      | 29                  | 40                 | 79                 | 120                  | 101                  | 1.5                                      | 0.7                 | 0.9                | 1.4                | 1.8                  | 2.5                  |
| NONRELATIVE OF HOUSEHOLDER . . . . .    | 133                                      | 10                  | 31                 | 21                 | 23                   | 48                   | 0.5                                      | 0.2                 | 0.7                | 0.4                | 0.4                  | 1.2                  |
| IN GROUP QUARTERS . . . . .             | 13                                       | 3                   | 1                  | 4                  | 2                    | 4                    | 0.1                                      | 0.1                 | -                  | 0.1                | -                    | 0.1                  |

<sup>1</sup>EXCLUDES PERSONS UNDER 18 YEARS OLD WHO ARE HUSBANDS OR WIVES AND OTHER PERSONS MAINTAINING HOUSEHOLDS OR RELATED AND UNRELATED SUBFAMILIES.

**Table 4. Household Relationship and Presence of Parent, for Persons Under 18 Years, by Age, Sex, Race, and Hispanic Origin: March 1988—Continued**

[NUMBERS IN THOUSANDS. FOR MEANING OF SYMBOLS, SEE TEXT]

| SUBJECT                                 | TOTAL,<br>UNDER 18<br>YEARS <sup>1</sup> | AGE                 |                    |                    |                      |                      | PERCENT DISTRIBUTION                     |                     |                    |                    |                      |                      |
|---|--|---------------------|--------------------|--------------------|----------------------|----------------------|--|---------------------|--------------------|--------------------|----------------------|----------------------|
|   |  | UNDER<br>3<br>YEARS | 3 TO<br>5<br>YEARS | 6 TO<br>9<br>YEARS | 10 TO<br>14<br>YEARS | 15 TO<br>17<br>YEARS | TOTAL,<br>UNDER 18<br>YEARS <sup>1</sup> | UNDER<br>3<br>YEARS | 3 TO<br>5<br>YEARS | 6 TO<br>9<br>YEARS | 10 TO<br>14<br>YEARS | 15 TO<br>17<br>YEARS |
| <b>BLACK</b>                            |  |                     |                    |                    |                      |                      |  |                     |                    |                    |                      |                      |
| TOTAL . . . . .                         | 9 699                                    | 1 670               | 1 649              | 2 202              | 2 591                | 1 587                | 100.0                                    | 100.0               | 100.0              | 100.0              | 100.0                | 100.0                |
| IN HOUSEHOLDS . . . . .                 | 9 688                                    | 1 670               | 1 647              | 2 200              | 2 586                | 1 584                | 99.9                                     | 100.0               | 99.9               | 99.9               | 99.8                 | 99.8                 |
| CHILD OF HOUSEHOLDER . . . . .          | 7 752                                    | 1 159               | 1 246              | 1 812              | 2 179                | 1 356                | 79.9                                     | 69.4                | 75.5               | 82.3               | 84.1                 | 85.4                 |
| GRANDCHILD OF HOUSEHOLDER . . . . .     | 862                                      | 323                 | 222                | 155                | 124                  | 38                   | 8.9                                      | 19.3                | 13.5               | 7.0                | 4.8                  | 2.4                  |
| OTHER RELATIVE OF HOUSEHOLDER . . . . . | 834                                      | 143                 | 124                | 177                | 236                  | 154                  | 8.6                                      | 8.6                 | 7.5                | 8.0                | 9.1                  | 9.7                  |
| NONRELATIVE OF HOUSEHOLDER . . . . .    | 240                                      | 45                  | 55                 | 57                 | 47                   | 36                   | 2.5                                      | 2.7                 | 3.3                | 2.6                | 1.8                  | 2.3                  |
| LIVING WITH BOTH PARENTS . . . . .      | 3 739                                    | 604                 | 626                | 846                | 1 047                | 616                  | 38.5                                     | 36.2                | 38.0               | 38.4               | 40.4                 | 38.8                 |
| CHILD OF HOUSEHOLDER . . . . .          | 3 678                                    | 591                 | 608                | 832                | 1 039                | 608                  | 37.9                                     | 35.4                | 36.9               | 37.8               | 40.1                 | 38.3                 |
| GRANDCHILD OF HOUSEHOLDER . . . . .     | 44                                       | 11                  | 10                 | 10                 | 7                    | 5                    | 0.4                                      | 0.7                 | 0.6                | 0.5                | 0.3                  | 0.3                  |
| OTHER RELATIVE OF HOUSEHOLDER . . . . . | 17                                       | 2                   | 8                  | 3                  | 1                    | 4                    | 0.2                                      | 0.1                 | 0.5                | 0.1                | -                    | 0.2                  |
| NONRELATIVE OF HOUSEHOLDER . . . . .    | -  | -                   | -                  | -                  | -                    | -                    | -  | -                   | -                  | -                  | -                    | -                    |
| LIVING WITH MOTHER ONLY . . . . .       | 4 959                                    | 911                 | 873                | 1 137              | 1 246                | 792                  | 51.1                                     | 54.6                | 53.0               | 51.6               | 48.1                 | 49.9                 |
| CHILD OF HOUSEHOLDER . . . . .          | 3 822                                    | 513                 | 601                | 922                | 1 070                | 716                  | 39.4                                     | 30.7                | 36.4               | 41.9               | 41.3                 | 45.1                 |
| GRANDCHILD OF HOUSEHOLDER . . . . .     | 806                                      | 305                 | 208                | 142                | 117                  | 33                   | 8.3                                      | 18.3                | 12.6               | 6.5                | 4.5                  | 2.1                  |
| OTHER RELATIVE OF HOUSEHOLDER . . . . . | 178                                      | 64                  | 26                 | 32                 | 33                   | 23                   | 1.8                                      | 3.8                 | 1.6                | 1.4                | 1.3                  | 1.4                  |
| NONRELATIVE OF HOUSEHOLDER . . . . .    | 152                                      | 29                  | 37                 | 41                 | 25                   | 20                   | 1.6                                      | 1.8                 | 2.3                | 1.8                | 1.0                  | 1.3                  |
| LIVING WITH FATHER ONLY . . . . .       | 288                                      | 65                  | 41                 | 64                 | 80                   | 38                   | 3.0                                      | 3.9                 | 2.5                | 2.9                | 3.1                  | 2.4                  |
| CHILD OF HOUSEHOLDER . . . . .          | 251                                      | 54                  | 37                 | 57                 | 71                   | 32                   | 2.6                                      | 3.3                 | 2.2                | 2.6                | 2.7                  | 2.0                  |
| GRANDCHILD OF HOUSEHOLDER . . . . .     | 13                                       | 7                   | 4                  | 2                  | -                    | -                    | 0.1                                      | 0.4                 | 0.2                | 0.1                | -                    | -                    |
| OTHER RELATIVE OF HOUSEHOLDER . . . . . | 18                                       | 1                   | -                  | 5                  | 6                    | 5                    | 0.2                                      | 0.1                 | -                  | 0.2                | 0.2                  | 0.3                  |
| NONRELATIVE OF HOUSEHOLDER . . . . .    | 6  | 3                   | -                  | -                  | 3                    | -                    | 0.1                                      | 0.2                 | -                  | -                  | 0.1                  | -                    |
| LIVING WITH NEITHER PARENT . . . . .    | 702                                      | 89                  | 107                | 154                | 214                  | 139                  | 7.2                                      | 5.3                 | 6.5                | 7.0                | 8.3                  | 8.7                  |
| RELATIVE OF HOUSEHOLDER . . . . .       | 620                                      | 76                  | 89                 | 137                | 195                  | 122                  | 6.4                                      | 4.6                 | 5.4                | 6.2                | 7.5                  | 7.7                  |
| NONRELATIVE OF HOUSEHOLDER . . . . .    | 82                                       | 13                  | 18                 | 16                 | 19                   | 16                   | 0.8                                      | 0.8                 | 1.1                | 0.7                | 0.7                  | 1.0                  |
| IN GROUP QUARTERS . . . . .             | 12                                       | -                   | 2                  | 2                  | 5                    | 3                    | 0.1                                      | -                   | 0.1                | 0.1                | 0.2                  | 0.2                  |
| <b>MALE</b>                             |  |                     |                    |                    |                      |                      |  |                     |                    |                    |                      |                      |
| TOTAL . . . . .                         | 4 947                                    | 646                 | 839                | 1 116              | 1 314                | 832                  | 100.0                                    | 100.0               | 100.0              | 100.0              | 100.0                | 100.0                |
| IN HOUSEHOLDS . . . . .                 | 4 936                                    | 646                 | 839                | 1 114              | 1 309                | 829                  | 99.8                                     | 100.0               | 100.0              | 99.8               | 99.6                 | 99.7                 |
| CHILD OF HOUSEHOLDER . . . . .          | 3 985                                    | 576                 | 630                | 921                | 1 126                | 733                  | 80.6                                     | 68.0                | 75.1               | 82.5               | 85.7                 | 88.1                 |
| GRANDCHILD OF HOUSEHOLDER . . . . .     | 432                                      | 168                 | 116                | 77                 | 58                   | 13                   | 8.7                                      | 19.8                | 13.8               | 6.9                | 4.4                  | 1.6                  |
| OTHER RELATIVE OF HOUSEHOLDER . . . . . | 405                                      | 79                  | 57                 | 94                 | 101                  | 74                   | 8.2                                      | 9.4                 | 6.8                | 8.4                | 7.7                  | 8.9                  |
| NONRELATIVE OF HOUSEHOLDER . . . . .    | 115                                      | 24                  | 36                 | 23                 | 24                   | 9                    | 2.3                                      | 2.8                 | 4.3                | 2.1                | 1.8                  | 1.1                  |
| LIVING WITH BOTH PARENTS . . . . .      | 1 875                                    | 278                 | 307                | 434                | 530                  | 325                  | 37.9                                     | 32.8                | 36.6               | 38.9               | 40.4                 | 39.1                 |
| CHILD OF HOUSEHOLDER . . . . .          | 1 846                                    | 273                 | 300                | 426                | 525                  | 323                  | 37.3                                     | 32.3                | 35.8               | 38.2               | 39.9                 | 38.8                 |
| GRANDCHILD OF HOUSEHOLDER . . . . .     | 25                                       | 3                   | 7                  | 6                  | 6                    | 1                    | 0.5                                      | 0.4                 | 0.8                | 0.7                | 0.4                  | 0.1                  |
| OTHER RELATIVE OF HOUSEHOLDER . . . . . | 3  | 2                   | -                  | -                  | -                    | 2                    | 0.1                                      | 0.2                 | -                  | -                  | -                    | 0.2                  |
| NONRELATIVE OF HOUSEHOLDER . . . . .    | -  | -                   | -                  | -                  | -                    | -                    | -  | -                   | -                  | -                  | -                    | -                    |
| LIVING WITH MOTHER ONLY . . . . .       | 2 548                                    | 474                 | 464                | 551                | 636                  | 423                  | 51.5                                     | 56.0                | 55.3               | 49.4               | 48.4                 | 50.8                 |
| CHILD OF HOUSEHOLDER . . . . .          | 1 986                                    | 271                 | 313                | 452                | 562                  | 389                  | 40.2                                     | 32.0                | 37.3               | 40.5               | 42.8                 | 46.8                 |
| GRANDCHILD OF HOUSEHOLDER . . . . .     | 398                                      | 160                 | 105                | 69                 | 53                   | 12                   | 8.0                                      | 18.9                | 12.5               | 6.1                | 4.0                  | 1.5                  |
| OTHER RELATIVE OF HOUSEHOLDER . . . . . | 82                                       | 31                  | 19                 | 12                 | 7                    | 14                   | 1.7                                      | 3.6                 | 2.2                | 1.1                | 0.5                  | 1.7                  |
| NONRELATIVE OF HOUSEHOLDER . . . . .    | 81                                       | 12                  | 28                 | 19                 | 15                   | 7                    | 1.6                                      | 1.5                 | 3.4                | 1.7                | 1.1                  | 0.8                  |
| LIVING WITH FATHER ONLY . . . . .       | 173                                      | 37                  | 22                 | 48                 | 43                   | 24                   | 3.5                                      | 4.3                 | 2.6                | 4.3                | 3.3                  | 2.9                  |
| CHILD OF HOUSEHOLDER . . . . .          | 153                                      | 32                  | 18                 | 43                 | 40                   | 21                   | 3.1                                      | 3.7                 | 2.1                | 3.8                | 3.0                  | 2.5                  |
| GRANDCHILD OF HOUSEHOLDER . . . . .     | 9  | 5                   | 4                  | -                  | -                    | -                    | 0.2                                      | 0.6                 | 0.5                | -                  | -                    | -                    |
| OTHER RELATIVE OF HOUSEHOLDER . . . . . | 8  | -                   | -                  | 5                  | -                    | 3                    | 0.2                                      | -                   | -                  | 0.4                | -                    | 0.4                  |
| NONRELATIVE OF HOUSEHOLDER . . . . .    | 3  | -                   | -                  | -                  | 3                    | -                    | 0.1                                      | -                   | -                  | -                  | 0.2                  | -                    |
| LIVING WITH NEITHER PARENT . . . . .    | 342                                      | 58                  | 46                 | 81                 | 100                  | 57                   | 6.9                                      | 6.9                 | 5.5                | 7.3                | 7.6                  | 6.9                  |
| RELATIVE OF HOUSEHOLDER . . . . .       | 312                                      | 47                  | 38                 | 77                 | 94                   | 55                   | 6.3                                      | 5.6                 | 4.5                | 6.9                | 7.2                  | 6.6                  |
| NONRELATIVE OF HOUSEHOLDER . . . . .    | 31                                       | 11                  | 8                  | 4                  | 6                    | 2                    | 0.6                                      | 1.3                 | 0.9                | 0.4                | 0.4                  | 0.2                  |
| IN GROUP QUARTERS . . . . .             | 9  | -                   | -                  | 2                  | 5                    | 3                    | 0.2                                      | -                   | -                  | 0.2                | 0.4                  | 0.3                  |
| <b>FEMALE</b>                           |  |                     |                    |                    |                      |                      |  |                     |                    |                    |                      |                      |
| TOTAL . . . . .                         | 4 753                                    | 824                 | 811                | 1 086              | 1 277                | 755                  | 100.0                                    | 100.0               | 100.0              | 100.0              | 100.0                | 100.0                |
| IN HOUSEHOLDS . . . . .                 | 4 750                                    | 824                 | 809                | 1 086              | 1 277                | 755                  | 100.0                                    | 100.0               | 99.7               | 100.0              | 100.0                | 100.0                |
| CHILD OF HOUSEHOLDER . . . . .          | 3 767                                    | 584                 | 616                | 891                | 1 053                | 623                  | 79.3                                     | 70.9                | 76.0               | 82.0               | 82.5                 | 82.6                 |
| GRANDCHILD OF HOUSEHOLDER . . . . .     | 430                                      | 155                 | 106                | 76                 | 66                   | 25                   | 9.1                                      | 18.8                | 13.1               | 7.2                | 5.2                  | 3.3                  |
| OTHER RELATIVE OF HOUSEHOLDER . . . . . | 428                                      | 64                  | 67                 | 83                 | 135                  | 80                   | 9.0                                      | 7.8                 | 8.3                | 7.7                | 10.5                 | 10.5                 |
| NONRELATIVE OF HOUSEHOLDER . . . . .    | 125                                      | 21                  | 19                 | 34                 | 24                   | 27                   | 2.6                                      | 2.6                 | 2.4                | 3.1                | 1.8                  | 3.6                  |
| LIVING WITH BOTH PARENTS . . . . .      | 1 864                                    | 326                 | 319                | 411                | 517                  | 291                  | 39.2                                     | 39.6                | 39.4               | 37.9               | 40.5                 | 38.5                 |
| CHILD OF HOUSEHOLDER . . . . .          | 1 832                                    | 318                 | 306                | 406                | 514                  | 285                  | 38.5                                     | 38.6                | 38.0               | 37.4               | 40.2                 | 37.7                 |
| GRANDCHILD OF HOUSEHOLDER . . . . .     | 19                                       | 8                   | 3                  | 2                  | 2                    | 4                    | 0.4                                      | 1.0                 | 0.3                | 0.2                | 0.1                  | 0.5                  |
| OTHER RELATIVE OF HOUSEHOLDER . . . . . | 14                                       | -                   | 8                  | 3                  | 1                    | 2                    | 0.3                                      | -                   | 1.0                | 0.2                | 0.1                  | 0.3                  |
| NONRELATIVE OF HOUSEHOLDER . . . . .    | -  | -                   | -                  | -                  | -                    | -                    | -  | -                   | -                  | -                  | -                    | -                    |
| LIVING WITH MOTHER ONLY . . . . .       | 2 411                                    | 438                 | 409                | 585                | 609                  | 369                  | 50.7                                     | 53.2                | 50.5               | 53.9               | 47.7                 | 48.9                 |
| CHILD OF HOUSEHOLDER . . . . .          | 1 836                                    | 243                 | 289                | 470                | 508                  | 327                  | 38.6                                     | 29.5                | 35.6               | 43.3               | 39.8                 | 43.3                 |
| GRANDCHILD OF HOUSEHOLDER . . . . .     | 408                                      | 146                 | 104                | 74                 | 64                   | 21                   | 8.6                                      | 17.7                | 12.8               | 6.8                | 5.0                  | 2.8                  |
| OTHER RELATIVE OF HOUSEHOLDER . . . . . | 96                                       | 33                  | 8                  | 20                 | 27                   | 8                    | 2.0                                      | 4.0                 | 1.0                | 1.8                | 2.1                  | 1.1                  |
| NONRELATIVE OF HOUSEHOLDER . . . . .    | 71                                       | 17                  | 9                  | 22                 | 10                   | 13                   | 1.5                                      | 2.0                 | 1.1                | 2.0                | 0.8                  | 1.7                  |
| LIVING WITH FATHER ONLY . . . . .       | 115                                      | 28                  | 19                 | 17                 | 37                   | 14                   | 2.4                                      | 3.4                 | 2.4                | 1.5                | 2.9                  | 1.8                  |
| CHILD OF HOUSEHOLDER . . . . .          | 99                                       | 23                  | 19                 | 15                 | 31                   | 11                   | 2.1                                      | 2.8                 | 2.4                | 1.3                | 2.4                  | 1.5                  |
| GRANDCHILD OF HOUSEHOLDER . . . . .     | 4  | 1                   | -                  | 2                  | -                    | -                    | 0.1                                      | 0.2                 | -                  | 0.2                | -                    | -                    |
| OTHER RELATIVE OF HOUSEHOLDER . . . . . | 10                                       | 1                   | -                  | 6                  | 2                    | 2                    | 0.2                                      | 0.2                 | -                  | -                  | 0.5                  | 0.3                  |
| NONRELATIVE OF HOUSEHOLDER . . . . .    | 3  | 3                   | -                  | -                  | -                    | -                    | 0.1                                      | 0.3                 | -                  | -                  | -                    | -                    |
| LIVING WITH NEITHER PARENT . . . . .    | 360                                      | 31                  | 61                 | 73                 | 114                  | 81                   | 7.6                                      | 3.8                 | 7.5                | 6.7                | 8.9                  | 10.8                 |
| RELATIVE OF HOUSEHOLDER . . . . .       | 309                                      | 29                  | 51                 | 60                 | 101                  | 67                   | 6.5                                      | 3.6                 | 6.3                | 5.6                | 7.9                  | 8.9                  |
| NONRELATIVE OF HOUSEHOLDER . . . . .    | 51                                       | 2                   | 10                 | 12                 | 13                   | 14                   | 1.1                                      | 0.2                 | 1.2                | 1.1                | 1.0                  | 1.9                  |
| IN GROUP QUARTERS . . . . .             | 2  | -                   | 2                  | -                  | -                    | -                    | -  | -                   | 0.3                | -                  | -                    | -                    |

<sup>1</sup>EXCLUDES PERSONS UNDER 18 YEARS OLD WHO ARE HUSBANDS OR WIVES AND OTHER PERSONS MAINTAINING HOUSEHOLDS OR RELATED AND UNRELATED SUBFAMILIES.

**Table 4. Household Relationship and Presence of Parent, for Persons Under 18 Years, by Age, Sex, Race, and Hispanic Origin: March 1988**

[NUMBERS IN THOUSANDS. FOR MEANING OF SYMBOLS, SEE TEXT]

| SUBJECT                                 | TOTAL,<br>UNDER 18<br>YEARS <sup>1</sup> | AGE                 |                    |                    |                      |                      | PERCENT DISTRIBUTION                     |                     |                    |                    |                      |                      |
|---|--|---------------------|--------------------|--------------------|----------------------|----------------------|--|---------------------|--------------------|--------------------|----------------------|----------------------|
|   |  | UNDER<br>3<br>YEARS | 3 TO<br>5<br>YEARS | 6 TO<br>9<br>YEARS | 10 TO<br>14<br>YEARS | 15 TO<br>17<br>YEARS | TOTAL,<br>UNDER 18<br>YEARS <sup>1</sup> | UNDER<br>3<br>YEARS | 3 TO<br>5<br>YEARS | 6 TO<br>9<br>YEARS | 10 TO<br>14<br>YEARS | 15 TO<br>17<br>YEARS |
| <b>SPANISH ORIGIN<sup>2</sup></b>       |  |                     |                    |                    |                      |                      |  |                     |                    |                    |                      |                      |
| TOTAL . . . . .                         | 6 786                                    | 1 238               | 1 252              | 1 582              | 1 754                | 961                  | 100.0                                    | 100.0               | 100.0              | 100.0              | 100.0                | 100.0                |
| IN HOUSEHOLDS . . . . .                 | 6 781                                    | 1 238               | 1 251              | 1 582              | 1 753                | 958                  | 99.9                                     | 100.0               | 99.9               | 100.0              | 99.9                 | 99.7                 |
| CHILD OF HOUSEHOLDER . . . . .          | 6 031                                    | 1 040               | 1 101              | 1 425              | 1 602                | 863                  | 88.9                                     | 84.1                | 87.9               | 90.1               | 91.4                 | 89.7                 |
| GRANDCHILD OF HOUSEHOLDER . . . . .     | 327                                      | 128                 | 95                 | 54                 | 42                   | 7                    | 4.8                                      | 10.3                | 7.6                | 3.4                | 2.4                  | 0.8                  |
| OTHER RELATIVE OF HOUSEHOLDER . . . . . | 310                                      | 57                  | 46                 | 65                 | 80                   | 62                   | 4.6                                      | 4.6                 | 3.7                | 4.1                | 4.6                  | 6.4                  |
| NONRELATIVE OF HOUSEHOLDER . . . . .    | 114                                      | 12                  | 9                  | 37                 | 29                   | 27                   | 1.7                                      | 1.0                 | 0.7                | 2.3                | 1.6                  | 2.8                  |
| LIVING WITH BOTH PARENTS . . . . .      | 4 497                                    | 838                 | 833                | 1 049              | 1 152                | 625                  | 66.3                                     | 67.7                | 66.6               | 66.3               | 65.7                 | 65.0                 |
| CHILD OF HOUSEHOLDER . . . . .          | 4 349                                    | 770                 | 803                | 1 022              | 1 135                | 619                  | 64.1                                     | 62.2                | 64.2               | 64.6               | 64.7                 | 64.4                 |
| GRANDCHILD OF HOUSEHOLDER . . . . .     | 78                                       | 44                  | 15                 | 12                 | 5                    | 2                    | 1.2                                      | 3.5                 | 1.2                | 0.8                | 0.3                  | 0.2                  |
| OTHER RELATIVE OF HOUSEHOLDER . . . . . | 62                                       | 20                  | 15                 | 13                 | 10                   | 4                    | 0.9                                      | 1.6                 | 1.2                | 0.9                | 0.6                  | 0.4                  |
| NONRELATIVE OF HOUSEHOLDER . . . . .    | 7  | 5                   | -                  | 1                  | 2                    | -                    | 0.1                                      | 0.4                 | -                  | 0.1                | 0.1                  | -                    |
| LIVING WITH MOTHER ONLY . . . . .       | 1 845                                    | 331                 | 356                | 434                | 490                  | 235                  | 27.2                                     | 26.7                | 28.4               | 27.4               | 28.0                 | 24.4                 |
| CHILD OF HOUSEHOLDER . . . . .          | 1 517                                    | 229                 | 269                | 361                | 436                  | 222                  | 22.4                                     | 18.5                | 21.5               | 22.8               | 24.9                 | 23.0                 |
| GRANDCHILD OF HOUSEHOLDER . . . . .     | 225                                      | 79                  | 71                 | 36                 | 35                   | 4                    | 3.3                                      | 6.4                 | 5.7                | 2.3                | 2.0                  | 1.4                  |
| OTHER RELATIVE OF HOUSEHOLDER . . . . . | 57                                       | 19                  | 8                  | 15                 | 9                    | 6                    | 0.8                                      | 1.5                 | 0.7                | 0.9                | 0.5                  | 0.7                  |
| NONRELATIVE OF HOUSEHOLDER . . . . .    | 46                                       | 4                   | 7                  | 22                 | 11                   | 3                    | 0.7                                      | 0.3                 | 0.5                | 1.4                | 0.6                  | 0.3                  |
| LIVING WITH FATHER ONLY . . . . .       | 202                                      | 46                  | 39                 | 53                 | 39                   | 24                   | 3.0                                      | 3.7                 | 3.1                | 3.4                | 2.3                  | 2.5                  |
| CHILD OF HOUSEHOLDER . . . . .          | 165                                      | 41                  | 28                 | 42                 | 31                   | 22                   | 2.4                                      | 3.3                 | 2.3                | 2.7                | 1.8                  | 2.3                  |
| GRANDCHILD OF HOUSEHOLDER . . . . .     | 23                                       | 5                   | 9                  | 6                  | 2                    | 1                    | 0.3                                      | 0.4                 | 0.7                | 0.4                | 0.1                  | 0.1                  |
| OTHER RELATIVE OF HOUSEHOLDER . . . . . | 10                                       | -                   | 2                  | 4                  | 3                    | 1                    | 0.2                                      | -                   | 0.2                | 0.3                | 0.2                  | 0.1                  |
| NONRELATIVE OF HOUSEHOLDER . . . . .    | 4  | -                   | -                  | -                  | 3                    | -                    | 0.1                                      | -                   | -                  | 0.1                | 0.1                  | -                    |
| LIVING WITH NEITHER PARENT . . . . .    | 237                                      | 23                  | 23                 | 46                 | 71                   | 74                   | 3.5                                      | 1.8                 | 1.9                | 2.9                | 4.0                  | 7.7                  |
| RELATIVE OF HOUSEHOLDER . . . . .       | 180                                      | 19                  | 21                 | 33                 | 57                   | 50                   | 2.7                                      | 1.5                 | 1.7                | 2.1                | 3.3                  | 5.2                  |
| NONRELATIVE OF HOUSEHOLDER . . . . .    | 57                                       | 4                   | 2                  | 13                 | 13                   | 24                   | 0.8                                      | 0.3                 | 0.2                | 0.8                | 0.8                  | 2.5                  |
| IN GROUP QUARTERS . . . . .             | 5  | -                   | 1                  | -                  | 1                    | 3                    | 0.1                                      | -                   | 0.1                | -                  | 0.1                  | 0.3                  |
| <b>MALE</b>                             |  |                     |                    |                    |                      |                      |  |                     |                    |                    |                      |                      |
| TOTAL . . . . .                         | 3 462                                    | 654                 | 615                | 817                | 883                  | 491                  | 100.0                                    | 100.0               | 100.0              | 100.0              | 100.0                | 100.0                |
| IN HOUSEHOLDS . . . . .                 | 3 458                                    | 654                 | 615                | 817                | 883                  | 488                  | 99.9                                     | 100.0               | 100.0              | 100.0              | 100.0                | 99.3                 |
| CHILD OF HOUSEHOLDER . . . . .          | 3 092                                    | 555                 | 541                | 743                | 808                  | 445                  | 89.3                                     | 84.8                | 87.8               | 90.9               | 91.5                 | 90.6                 |
| GRANDCHILD OF HOUSEHOLDER . . . . .     | 153                                      | 63                  | 46                 | 21                 | 22                   | 1                    | 4.4                                      | 9.6                 | 7.5                | 2.6                | 2.5                  | 0.2                  |
| OTHER RELATIVE OF HOUSEHOLDER . . . . . | 154                                      | 32                  | 24                 | 31                 | 39                   | 29                   | 4.5                                      | 4.9                 | 3.8                | 3.8                | 4.4                  | 5.9                  |
| NONRELATIVE OF HOUSEHOLDER . . . . .    | 59                                       | 5                   | 5                  | 22                 | 14                   | 13                   | 1.7                                      | 0.8                 | 0.8                | 2.7                | 1.5                  | 2.7                  |
| LIVING WITH BOTH PARENTS . . . . .      | 2 290                                    | 447                 | 409                | 527                | 580                  | 327                  | 66.2                                     | 68.3                | 66.4               | 64.5               | 65.6                 | 66.6                 |
| CHILD OF HOUSEHOLDER . . . . .          | 2 221                                    | 410                 | 395                | 517                | 574                  | 325                  | 64.2                                     | 62.7                | 64.2               | 63.3               | 65.0                 | 66.1                 |
| GRANDCHILD OF HOUSEHOLDER . . . . .     | 37                                       | 23                  | 7                  | 6                  | 2                    | 1                    | 1.1                                      | 3.5                 | 1.1                | 0.7                | 0.2                  | -                    |
| OTHER RELATIVE OF HOUSEHOLDER . . . . . | 31                                       | 14                  | 7                  | 3                  | 4                    | 2                    | 0.9                                      | 2.2                 | 1.1                | 0.4                | 0.5                  | 0.5                  |
| NONRELATIVE OF HOUSEHOLDER . . . . .    | 1  | -                   | -                  | 1                  | -                    | -                    | -  | -                   | -                  | 0.1                | -                    | -                    |
| LIVING WITH MOTHER ONLY . . . . .       | 936                                      | 170                 | 173                | 233                | 249                  | 110                  | 27.0                                     | 25.9                | 28.2               | 28.5               | 28.2                 | 22.5                 |
| CHILD OF HOUSEHOLDER . . . . .          | 785                                      | 126                 | 132                | 203                | 219                  | 105                  | 22.7                                     | 19.3                | 21.4               | 24.9               | 24.8                 | 21.4                 |
| GRANDCHILD OF HOUSEHOLDER . . . . .     | 105                                      | 36                  | 34                 | 13                 | 20                   | 1                    | 3.0                                      | 5.6                 | 5.6                | 1.5                | 2.3                  | 0.2                  |
| OTHER RELATIVE OF HOUSEHOLDER . . . . . | 25                                       | 5                   | 5                  | 7                  | 4                    | 4                    | 0.7                                      | 0.8                 | 0.8                | 0.9                | 0.5                  | 0.7                  |
| NONRELATIVE OF HOUSEHOLDER . . . . .    | 22                                       | 2                   | 3                  | 10                 | 6                    | 1                    | 0.6                                      | 0.3                 | 0.4                | 1.2                | 0.7                  | 0.2                  |
| LIVING WITH FATHER ONLY . . . . .       | 106                                      | 22                  | 21                 | 28                 | 19                   | 15                   | 3.1                                      | 3.4                 | 3.4                | 3.5                | 2.2                  | 3.1                  |
| CHILD OF HOUSEHOLDER . . . . .          | 86                                       | 18                  | 14                 | 22                 | 16                   | 15                   | 2.5                                      | 2.8                 | 2.3                | 2.7                | 1.8                  | 3.1                  |
| GRANDCHILD OF HOUSEHOLDER . . . . .     | 12                                       | 4                   | 5                  | 3                  | -                    | -                    | 0.3                                      | 0.6                 | 0.8                | 0.4                | -                    | -                    |
| OTHER RELATIVE OF HOUSEHOLDER . . . . . | 5  | -                   | 2                  | 2                  | 1                    | -                    | 0.1                                      | -                   | 0.3                | 0.2                | 0.1                  | -                    |
| NONRELATIVE OF HOUSEHOLDER . . . . .    | 4  | -                   | -                  | 1                  | 3                    | -                    | 0.1                                      | -                   | -                  | 0.1                | 0.3                  | -                    |
| LIVING WITH NEITHER PARENT . . . . .    | 127                                      | 15                  | 12                 | 29                 | 35                   | 35                   | 3.7                                      | 2.4                 | 2.0                | 3.5                | 4.0                  | 7.2                  |
| RELATIVE OF HOUSEHOLDER . . . . .       | 94                                       | 13                  | 10                 | 19                 | 30                   | 23                   | 2.7                                      | 1.9                 | 1.6                | 2.3                | 3.4                  | 4.7                  |
| NONRELATIVE OF HOUSEHOLDER . . . . .    | 32                                       | 3                   | 2                  | 10                 | 5                    | 12                   | 0.9                                      | 0.4                 | 0.4                | 1.2                | 0.6                  | 2.5                  |
| IN GROUP QUARTERS . . . . .             | 3  | -                   | -                  | -                  | -                    | 3                    | 0.1                                      | -                   | -                  | -                  | -                    | 0.7                  |
| <b>FEMALE</b>                           |  |                     |                    |                    |                      |                      |  |                     |                    |                    |                      |                      |
| TOTAL . . . . .                         | 3 325                                    | 583                 | 636                | 765                | 870                  | 470                  | 100.0                                    | 100.0               | 100.0              | 100.0              | 100.0                | 100.0                |
| IN HOUSEHOLDS . . . . .                 | 3 323                                    | 583                 | 635                | 765                | 869                  | 470                  | 99.9                                     | 100.0               | 99.9               | 100.0              | 99.9                 | 100.0                |
| CHILD OF HOUSEHOLDER . . . . .          | 2 939                                    | 486                 | 560                | 682                | 794                  | 418                  | 88.4                                     | 83.2                | 88.0               | 89.2               | 91.2                 | 88.8                 |
| GRANDCHILD OF HOUSEHOLDER . . . . .     | 173                                      | 65                  | 49                 | 33                 | 20                   | 6                    | 5.2                                      | 11.2                | 7.6                | 4.3                | 2.3                  | 1.4                  |
| OTHER RELATIVE OF HOUSEHOLDER . . . . . | 155                                      | 25                  | 23                 | 34                 | 41                   | 33                   | 4.7                                      | 4.3                 | 3.5                | 4.5                | 4.7                  | 7.0                  |
| NONRELATIVE OF HOUSEHOLDER . . . . .    | 55                                       | 7                   | 4                  | 15                 | 15                   | 13                   | 1.7                                      | 1.3                 | 0.7                | 2.0                | 1.7                  | 2.9                  |
| LIVING WITH BOTH PARENTS . . . . .      | 2 207                                    | 391                 | 424                | 522                | 572                  | 297                  | 66.4                                     | 67.0                | 66.7               | 68.3               | 65.7                 | 63.3                 |
| CHILD OF HOUSEHOLDER . . . . .          | 2 128                                    | 360                 | 408                | 505                | 561                  | 294                  | 64.0                                     | 61.7                | 64.2               | 66.1               | 64.4                 | 62.5                 |
| GRANDCHILD OF HOUSEHOLDER . . . . .     | 41                                       | 21                  | 8                  | 7                  | 3                    | 2                    | 1.2                                      | 3.6                 | 1.3                | 0.9                | 0.4                  | 0.5                  |
| OTHER RELATIVE OF HOUSEHOLDER . . . . . | 31                                       | 5                   | 8                  | 10                 | 6                    | 1                    | 0.9                                      | 0.9                 | 1.2                | 1.3                | 0.7                  | 0.3                  |
| NONRELATIVE OF HOUSEHOLDER . . . . .    | 6  | 5                   | -                  | -                  | 2                    | -                    | 0.2                                      | 0.8                 | -                  | -                  | 0.2                  | -                    |
| LIVING WITH MOTHER ONLY . . . . .       | 910                                      | 161                 | 182                | 201                | 241                  | 125                  | 27.4                                     | 27.6                | 28.6               | 26.3               | 27.7                 | 26.5                 |
| CHILD OF HOUSEHOLDER . . . . .          | 732                                      | 103                 | 136                | 158                | 217                  | 117                  | 22.0                                     | 17.7                | 21.6               | 20.6               | 25.0                 | 24.8                 |
| GRANDCHILD OF HOUSEHOLDER . . . . .     | 120                                      | 43                  | 37                 | 24                 | 15                   | 3                    | 3.6                                      | 7.3                 | 5.8                | 3.1                | 1.7                  | 0.7                  |
| OTHER RELATIVE OF HOUSEHOLDER . . . . . | 32                                       | 14                  | 4                  | 8                  | 4                    | 3                    | 1.0                                      | 2.3                 | 0.6                | 1.0                | 0.5                  | 0.6                  |
| NONRELATIVE OF HOUSEHOLDER . . . . .    | 24                                       | 2                   | 4                  | 12                 | 5                    | 2                    | 0.7                                      | 0.3                 | 0.7                | 1.6                | 0.6                  | 0.4                  |
| LIVING WITH FATHER ONLY . . . . .       | 96                                       | 24                  | 18                 | 25                 | 20                   | 9                    | 2.9                                      | 4.1                 | 2.8                | 3.3                | 2.3                  | 2.0                  |
| CHILD OF HOUSEHOLDER . . . . .          | 79                                       | 22                  | 14                 | 20                 | 15                   | 7                    | 2.4                                      | 3.9                 | 2.2                | 2.6                | 1.8                  | 1.5                  |
| GRANDCHILD OF HOUSEHOLDER . . . . .     | 12                                       | 2                   | 4                  | 3                  | 2                    | 1                    | 0.4                                      | 0.3                 | 0.6                | 0.4                | 0.3                  | 0.2                  |
| OTHER RELATIVE OF HOUSEHOLDER . . . . . | 6  | -                   | -                  | 2                  | 2                    | 1                    | 0.2                                      | -                   | -                  | 0.3                | 0.3                  | 0.2                  |
| NONRELATIVE OF HOUSEHOLDER . . . . .    | -  | -                   | -                  | -                  | -                    | -                    | -  | -                   | -                  | -                  | -                    | -                    |
| LIVING WITH NEITHER PARENT . . . . .    | 110                                      | 7                   | 11                 | 17                 | 36                   | 39                   | 3.3                                      | 1.3                 | 1.7                | 2.2                | 4.1                  | 8.3                  |
| RELATIVE OF HOUSEHOLDER . . . . .       | 86                                       | 6                   | 11                 | 14                 | 28                   | 27                   | 2.6                                      | 1.0                 | 1.7                | 1.8                | 3.2                  | 5.8                  |
| NONRELATIVE OF HOUSEHOLDER . . . . .    | 24                                       | 1                   | -                  | 3                  | 8                    | 11                   | 0.7                                      | 0.2                 | -                  | 0.4                | 0.9                  | 2.4                  |
| IN GROUP QUARTERS . . . . .             | 2  | -                   | 1                  | -                  | 1                    | -                    | 0.1                                      | -                   | 0.1                | -                  | 0.1                  | -                    |

<sup>1</sup>EXCLUDES PERSONS UNDER 18 YEARS OLD WHO ARE HUSBANDS OR WIVES AND OTHER PERSONS MAINTAINING HOUSEHOLDS OR RELATED AND UNRELATED SUBFAMILIES.

<sup>2</sup>PERSONS OF SPANISH ORIGIN MAY BE OF ANY RACE.

Table 5. Presence and Marital Status of Parent, for Persons Under 18 Years Living With Only One Parent, by Age, Sex, Race, and Hispanic Origin: March 1988

(NUMBERS IN THOUSANDS. FOR MEANING OF SYMBOLS, SEE TEXT)

| SUBJECT                 | TOTAL,<br>UNDER 18<br>YEARS <sup>1</sup> | AGE                 |                    |                    |                      |                      | PERCENT DISTRIBUTION                     |                     |                    |                    |                      |                      |
|-------------------------|--|---------------------|--------------------|--------------------|----------------------|----------------------|--|---------------------|--------------------|--------------------|----------------------|----------------------|
|                         |  | UNDER<br>3<br>YEARS | 3 TO<br>5<br>YEARS | 6 TO<br>9<br>YEARS | 10 TO<br>14<br>YEARS | 15 TO<br>17<br>YEARS | TOTAL,<br>UNDER 18<br>YEARS <sup>1</sup> | UNDER<br>3<br>YEARS | 3 TO<br>5<br>YEARS | 6 TO<br>9<br>YEARS | 10 TO<br>14<br>YEARS | 15 TO<br>17<br>YEARS |
| <b>ALL RACES</b>        |  |                     |                    |                    |                      |                      |  |                     |                    |                    |                      |                      |
| TOTAL                   | 15 329                                   | 2 490               | 2 576              | 3 604              | 4 085                | 2 573                | 100.0                                    | 100.0               | 100.0              | 100.0              | 100.0                | 100.0                |
| LIVING WITH MOTHER ONLY | 13 521                                   | 2 206               | 2 325              | 3 203              | 3 593                | 2 193                | 88.2                                     | 88.6                | 90.3               | 88.9               | 88.0                 | 85.2                 |
| SINGLE (NEVER MARRIED)  | 4 302                                    | 1 348               | 973                | 950                | 746                  | 285                  | 28.1                                     | 54.1                | 37.8               | 26.4               | 18.3                 | 11.1                 |
| HUSBAND ABSENT          | 3 371                                    | 523                 | 599                | 828                | 867                  | 555                  | 22.0                                     | 21.0                | 23.3               | 23.0               | 21.2                 | 21.6                 |
| HUSBAND IN ARMED FORCES | 99                                       | 22                  | 27                 | 29                 | 14                   | 7                    | 0.6                                      | 0.9                 | 1.1                | 0.8                | 0.3                  | 0.3                  |
| SEPARATED               | 2 853                                    | 436                 | 491                | 718                | 754                  | 454                  | 18.6                                     | 17.5                | 19.1               | 19.9               | 18.5                 | 17.6                 |
| OTHER                   | 419                                      | 65                  | 81                 | 81                 | 98                   | 94                   | 2.7                                      | 2.6                 | 3.1                | 2.3                | 2.4                  | 3.6                  |
| WIDOWED                 | 838                                      | 42                  | 56                 | 139                | 303                  | 297                  | 5.5                                      | 1.7                 | 2.2                | 3.9                | 7.4                  | 11.6                 |
| DIVORCED                | 5 010                                    | 293                 | 697                | 1 286              | 1 678                | 1 056                | 32.7                                     | 11.8                | 27.1               | 35.7               | 41.1                 | 41.1                 |
| MOTHER, HOUSEHOLDER     | 10 854                                   | 1 387               | 1 708              | 2 628              | 3 132                | 1 999                | 70.8                                     | 55.7                | 66.3               | 72.9               | 76.7                 | 77.7                 |
| SINGLE (NEVER MARRIED)  | 2 913                                    | 733                 | 644                | 723                | 569                  | 244                  | 19.0                                     | 29.4                | 25.0               | 20.1               | 13.9                 | 9.5                  |
| HUSBAND ABSENT          | 2 834                                    | 389                 | 466                | 683                | 784                  | 512                  | 18.5                                     | 15.6                | 18.1               | 19.0               | 19.2                 | 19.9                 |
| HUSBAND IN ARMED FORCES | 62                                       | 8                   | 19                 | 19                 | 9                    | 7                    | 0.4                                      | 0.3                 | 0.7                | 0.5                | 0.2                  | 0.3                  |
| SEPARATED               | 2 430                                    | 340                 | 386                | 602                | 683                  | 420                  | 15.9                                     | 13.6                | 15.0               | 16.7               | 16.7                 | 16.3                 |
| OTHER                   | 342                                      | 42                  | 61                 | 62                 | 91                   | 85                   | 2.2                                      | 1.7                 | 2.4                | 1.7                | 2.2                  | 3.3                  |
| WIDOWED                 | 763                                      | 22                  | 52                 | 123                | 279                  | 286                  | 5.0                                      | 0.9                 | 2.0                | 3.4                | 6.8                  | 11.1                 |
| DIVORCED                | 4 344                                    | 243                 | 546                | 1 098              | 1 500                | 957                  | 28.3                                     | 9.8                 | 21.2               | 30.5               | 36.7                 | 37.2                 |
| LIVING WITH FATHER ONLY | 1 808                                    | 284                 | 251                | 401                | 492                  | 380                  | 11.8                                     | 11.4                | 9.7                | 11.1               | 12.0                 | 14.8                 |
| SINGLE (NEVER MARRIED)  | 371                                      | 154                 | 61                 | 80                 | 53                   | 24                   | 2.4                                      | 6.2                 | 2.4                | 2.2                | 1.3                  | 0.9                  |
| WIFE ABSENT             | 443                                      | 59                  | 80                 | 97                 | 133                  | 74                   | 2.9                                      | 2.4                 | 3.1                | 2.7                | 3.3                  | 2.9                  |
| SEPARATED               | 389                                      | 47                  | 77                 | 93                 | 119                  | 53                   | 2.5                                      | 1.9                 | 3.0                | 2.6                | 2.9                  | 2.1                  |
| OTHER                   | 53                                       | 11                  | 3                  | 4                  | 14                   | 21                   | 0.3                                      | 0.5                 | 0.1                | 0.1                | 0.3                  | 0.8                  |
| WIDOWED                 | 132                                      | 2                   | 14                 | 27                 | 42                   | 48                   | 0.9                                      | 0.1                 | 0.5                | 0.7                | 1.0                  | 1.9                  |
| DIVORCED                | 861                                      | 70                  | 97                 | 196                | 265                  | 234                  | 5.6                                      | 2.8                 | 3.8                | 5.4                | 6.5                  | 9.1                  |
| FATHER, HOUSEHOLDER     | 1 570                                    | 241                 | 213                | 343                | 422                  | 351                  | 10.2                                     | 9.7                 | 8.3                | 9.5                | 10.3                 | 13.6                 |
| SINGLE (NEVER MARRIED)  | 276                                      | 130                 | 51                 | 54                 | 29                   | 12                   | 1.8                                      | 5.2                 | 2.0                | 1.5                | 0.7                  | 0.5                  |
| WIFE ABSENT             | 400                                      | 51                  | 69                 | 93                 | 118                  | 69                   | 2.6                                      | 2.0                 | 2.7                | 2.6                | 2.9                  | 2.7                  |
| SEPARATED               | 348                                      | 41                  | 66                 | 89                 | 104                  | 48                   | 2.3                                      | 1.7                 | 2.6                | 2.5                | 2.6                  | 1.9                  |
| OTHER                   | 52                                       | 10                  | 3                  | 4                  | 14                   | 21                   | 0.3                                      | 0.4                 | 0.1                | 0.1                | 0.3                  | 0.8                  |
| WIDOWED                 | 119                                      | -                   | 10                 | 23                 | 38                   | 47                   | 0.8                                      | -                   | 0.4                | 0.6                | 0.9                  | 1.8                  |
| DIVORCED                | 776                                      | 60                  | 83                 | 173                | 237                  | 222                  | 5.1                                      | 2.4                 | 3.2                | 4.8                | 5.8                  | 8.6                  |
| <b>MALE</b>             |  |                     |                    |                    |                      |                      |  |                     |                    |                    |                      |                      |
| TOTAL                   | 7 920                                    | 1 261               | 1 368              | 1 860              | 2 087                | 1 344                | 100.0                                    | 100.0               | 100.0              | 100.0              | 100.0                | 100.0                |
| LIVING WITH MOTHER ONLY | 6 667                                    | 1 099               | 1 223              | 1 605              | 1 817                | 1 123                | 86.7                                     | 87.2                | 89.5               | 86.3               | 87.1                 | 83.5                 |
| SINGLE (NEVER MARRIED)  | 2 200                                    | 683                 | 484                | 468                | 403                  | 162                  | 27.8                                     | 54.2                | 35.4               | 25.1               | 19.3                 | 12.0                 |
| HUSBAND ABSENT          | 1 740                                    | 256                 | 316                | 424                | 439                  | 304                  | 22.0                                     | 20.3                | 23.2               | 22.8               | 21.1                 | 22.6                 |
| HUSBAND IN ARMED FORCES | 58                                       | 16                  | 17                 | 15                 | 5                    | 4                    | 0.7                                      | 1.3                 | 1.3                | 0.8                | 0.2                  | 0.3                  |
| SEPARATED               | 1 454                                    | 204                 | 256                | 364                | 387                  | 245                  | 18.4                                     | 16.1                | 18.7               | 19.6               | 16.5                 | 18.2                 |
| OTHER                   | 228                                      | 36                  | 44                 | 45                 | 48                   | 55                   | 2.9                                      | 2.8                 | 3.2                | 2.4                | 2.3                  | 4.1                  |
| WIDOWED                 | 417                                      | 25                  | 29                 | 85                 | 142                  | 137                  | 5.3                                      | 2.0                 | 2.1                | 4.6                | 6.8                  | 10.2                 |
| DIVORCED                | 2 510                                    | 135                 | 392                | 629                | 832                  | 521                  | 31.7                                     | 10.7                | 28.7               | 33.8               | 39.9                 | 38.8                 |
| MOTHER, HOUSEHOLDER     | 5 568                                    | 690                 | 905                | 1 348              | 1 606                | 1 019                | 70.3                                     | 54.7                | 66.2               | 72.5               | 77.0                 | 75.8                 |
| SINGLE (NEVER MARRIED)  | 1 507                                    | 366                 | 308                | 369                | 323                  | 141                  | 19.0                                     | 29.1                | 22.5               | 19.8               | 15.5                 | 10.5                 |
| HUSBAND ABSENT          | 1 502                                    | 200                 | 257                | 370                | 399                  | 276                  | 19.0                                     | 15.8                | 18.8               | 19.9               | 19.1                 | 20.5                 |
| HUSBAND IN ARMED FORCES | 36                                       | 7                   | 13                 | 8                  | 3                    | 4                    | 0.4                                      | 0.6                 | 0.9                | 0.4                | 0.1                  | 0.3                  |
| SEPARATED               | 1 272                                    | 165                 | 210                | 325                | 350                  | 222                  | 16.1                                     | 13.1                | 15.4               | 17.5               | 16.7                 | 16.5                 |
| OTHER                   | 195                                      | 27                  | 34                 | 38                 | 47                   | 49                   | 2.5                                      | 2.2                 | 2.5                | 2.0                | 2.2                  | 3.6                  |
| WIDOWED                 | 366                                      | 12                  | 27                 | 72                 | 128                  | 127                  | 4.6                                      | 1.0                 | 1.9                | 3.9                | 6.1                  | 9.4                  |
| DIVORCED                | 2 193                                    | 111                 | 313                | 536                | 757                  | 476                  | 27.7                                     | 8.8                 | 22.9               | 28.8               | 36.3                 | 35.4                 |
| LIVING WITH FATHER ONLY | 1 052                                    | 162                 | 144                | 255                | 270                  | 221                  | 13.3                                     | 12.8                | 10.5               | 13.7               | 12.9                 | 16.5                 |
| SINGLE (NEVER MARRIED)  | 209                                      | 91                  | 35                 | 46                 | 29                   | 7                    | 2.6                                      | 7.2                 | 2.6                | 2.5                | 1.4                  | 0.5                  |
| WIFE ABSENT             | 261                                      | 32                  | 39                 | 66                 | 80                   | 45                   | 3.3                                      | 2.5                 | 2.8                | 3.5                | 3.8                  | 3.3                  |
| SEPARATED               | 228                                      | 28                  | 36                 | 65                 | 71                   | 29                   | 2.9                                      | 2.2                 | 2.7                | 3.5                | 3.4                  | 2.2                  |
| OTHER                   | 33                                       | 4                   | 3                  | 1                  | 9                    | 16                   | 0.4                                      | 0.3                 | 0.2                | 0.1                | 0.4                  | 1.2                  |
| WIDOWED                 | 64                                       | 2                   | 8                  | 19                 | 18                   | 16                   | 0.8                                      | 0.2                 | 0.6                | 1.0                | 0.9                  | 1.2                  |
| DIVORCED                | 518                                      | 36                  | 62                 | 124                | 144                  | 153                  | 6.5                                      | 2.9                 | 4.5                | 6.6                | 6.9                  | 11.4                 |
| FATHER, HOUSEHOLDER     | 916                                      | 136                 | 111                | 221                | 237                  | 212                  | 11.6                                     | 10.8                | 8.1                | 11.9               | 11.4                 | 15.8                 |
| SINGLE (NEVER MARRIED)  | 164                                      | 79                  | 27                 | 29                 | 21                   | 7                    | 2.1                                      | 6.3                 | 2.0                | 1.6                | 1.0                  | 0.5                  |
| WIFE ABSENT             | 233                                      | 30                  | 28                 | 63                 | 70                   | 43                   | 2.9                                      | 2.3                 | 2.1                | 3.4                | 3.3                  | 3.2                  |
| SEPARATED               | 200                                      | 25                  | 26                 | 62                 | 61                   | 26                   | 2.5                                      | 2.0                 | 1.9                | 3.3                | 2.9                  | 2.0                  |
| OTHER                   | 33                                       | 4                   | 3                  | 1                  | 9                    | 16                   | 0.4                                      | 0.3                 | 0.2                | 0.1                | 0.4                  | 1.2                  |
| WIDOWED                 | 55                                       | -                   | 6                  | 18                 | 16                   | 16                   | 0.7                                      | -                   | 0.4                | 1.0                | 0.8                  | 1.2                  |
| DIVORCED                | 465                                      | 27                  | 50                 | 111                | 130                  | 147                  | 5.9                                      | 2.1                 | 3.7                | 6.0                | 6.2                  | 10.9                 |
| <b>FEMALE</b>           |  |                     |                    |                    |                      |                      |  |                     |                    |                    |                      |                      |
| TOTAL                   | 7 409                                    | 1 229               | 1 208              | 1 744              | 1 999                | 1 229                | 100.0                                    | 100.0               | 100.0              | 100.0              | 100.0                | 100.0                |
| LIVING WITH MOTHER ONLY | 6 654                                    | 1 107               | 1 102              | 1 598              | 1 777                | 1 070                | 89.8                                     | 90.0                | 91.2               | 91.6               | 88.9                 | 87.1                 |
| SINGLE (NEVER MARRIED)  | 2 101                                    | 665                 | 485                | 483                | 342                  | 123                  | 28.4                                     | 54.1                | 40.4               | 27.7               | 17.1                 | 10.0                 |
| HUSBAND ABSENT          | 1 631                                    | 267                 | 281                | 404                | 427                  | 251                  | 22.0                                     | 21.7                | 23.3               | 23.2               | 21.4                 | 20.4                 |
| HUSBAND IN ARMED FORCES | 41                                       | 6                   | 10                 | 13                 | 9                    | 3                    | 0.6                                      | 0.4                 | 0.8                | 0.8                | 0.4                  | 0.3                  |
| SEPARATED               | 1 399                                    | 233                 | 235                | 354                | 368                  | 209                  | 18.9                                     | 18.9                | 19.4               | 20.3               | 18.4                 | 17.0                 |
| OTHER                   | 191                                      | 29                  | 36                 | 36                 | 51                   | 39                   | 2.6                                      | 2.4                 | 3.0                | 2.1                | 2.5                  | 3.2                  |
| WIDOWED                 | 421                                      | 17                  | 27                 | 54                 | 161                  | 161                  | 5.7                                      | 1.4                 | 2.3                | 3.1                | 6.1                  | 13.1                 |
| DIVORCED                | 2 500                                    | 158                 | 305                | 657                | 845                  | 535                  | 33.7                                     | 12.8                | 25.2               | 37.7               | 42.3                 | 43.6                 |
| MOTHER, HOUSEHOLDER     | 5 286                                    | 698                 | 803                | 1 280              | 1 526                | 980                  | 71.3                                     | 56.8                | 66.4               | 73.4               | 76.3                 | 79.8                 |
| SINGLE (NEVER MARRIED)  | 1 406                                    | 367                 | 336                | 354                | 246                  | 103                  | 19.0                                     | 29.8                | 27.8               | 20.3               | 12.3                 | 8.4                  |
| HUSBAND ABSENT          | 1 332                                    | 190                 | 208                | 313                | 385                  | 237                  | 18.0                                     | 15.4                | 17.7               | 17.9               | 19.2                 | 19.3                 |
| HUSBAND IN ARMED FORCES | 27                                       | 1                   | 6                  | 11                 | 6                    | 3                    | 0.4                                      | -                   | 0.5                | 0.6                | 0.3                  | 0.3                  |
| SEPARATED               | 1 159                                    | 175                 | 175                | 277                | 334                  | 197                  | 15.6                                     | 14.2                | 14.5               | 15.9               | 16.7                 | 16.1                 |
| OTHER                   | 147                                      | 14                  | 27                 | 25                 | 45                   | 36                   | 2.0                                      | 1.2                 | 2.2                | 1.4                | 2.2                  | 3.0                  |
| WIDOWED                 | 397                                      | 10                  | 26                 | 51                 | 152                  | 159                  | 5.4                                      | 0.8                 | 2.1                | 2.9                | 7.6                  | 12.9                 |
| DIVORCED                | 2 151                                    | 132                 | 233                | 562                | 743                  | 481                  | 29.0                                     | 10.7                | 19.3               | 32.2               | 37.2                 | 39.1                 |
| LIVING WITH FATHER ONLY | 755                                      | 123                 | 106                | 146                | 222                  | 159                  | 10.2                                     | 10.0                | 8.8                | 8.4                | 11.1                 | 12.9                 |
| SINGLE (NEVER MARRIED)  | 163                                      | 62                  | 25                 | 34                 | 24                   | 17                   | 2.2                                      | 5.1                 | 2.1                | 2.0                | 1.2                  | 1.4                  |
| WIFE ABSENT             | 181                                      | 27                  | 41                 | 31                 | 53                   | 29                   | 2.4                                      | 2.2                 | 3.4                | 1.8                | 2.7                  | 2.4                  |
| SEPARATED               | 161                                      | 20                  | 41                 | 28                 | 49                   | 24                   | 2.2                                      | 1.6                 | 3.4                | 1.6                | 2.4                  | 1.9                  |
| OTHER                   | 20                                       | 7                   | -                  | 3                  | 5                    | 5                    | 0.3                                      | 0.6                 | -                  | 0.2                | 0.2                  | 0.4                  |
| WIDOWED                 | 68                                       | -                   | 5                  | 7                  | 24                   | 32                   | 0.9                                      | -                   | 0.4                | 0.4                | 1.2                  | 2.6                  |
| DIVORCED                | 343                                      | 33                  | 35                 | 73                 | 121                  | 81                   | 4.6                                      | 2.7                 | 2.9                | 4.2                | 6.1                  | 6.6                  |
| FATHER, HOUSEHOLDER     | 653                                      | 105                 | 102                | 122                | 185                  | 138                  | 8.8                                      | 8.5                 | 8.5                | 7.0                | 9.3                  | 11.3                 |
| SINGLE (NEVER MARRIED)  | 112                                      | 50                  | 24                 | 25                 | 8                    | 5                    | 1.5                                      | 4.1                 | 2.0                | 1.4                | 0.4                  | 0.4                  |
| WIFE ABSENT             | 167                                      | 21                  | 40                 | 30                 | 48                   | 27                   | 2.2                                      | 1.7                 | 3.3                | 1.7                | 2.4                  | 2.2                  |
| SEPARATED               | 148                                      | 16                  | 40                 | 27                 | 44                   | 21                   | 2.0                                      | 1.3                 | 3.3                | 1.5                | 2.2                  | 1.7                  |
| OTHER                   | 19                                       | 6                   | -                  | 3                  | 5                    | 5                    | 0.3                                      | 0.4                 | -                  | 0.2                | 0.2                  | 0.4                  |
| WIDOWED                 | 63                                       | -                   | 5                  | 5                  | 22                   | 32                   | 0.9                                      | -                   | 0.4                | 0.3                | 1.1                  | 2.6                  |
| DIVORCED                | 311                                      | 33                  | 33                 | 62                 | 107                  | 75                   | 4.2                                      | 2.7                 | 2.8                |                    |                      |                      |

Table 5. Presence and Marital Status of Parent, for Persons Under 18 Years Living With Only One Parent, by Age, Sex, Race, and Hispanic Origin: March 1988—Continued

(NUMBERS IN THOUSANDS. FOR MEANING OF SYMBOLS, SEE TEXT)

| SUBJECT                 | TOTAL,<br>UNDER 18<br>YEARS <sup>1</sup> | AGE                 |                    |                    |                      |                      | PERCENT DISTRIBUTION                     |                     |                    |                    |                      |                      |
|-------------------------|--|---------------------|--------------------|--------------------|----------------------|----------------------|--|---------------------|--------------------|--------------------|----------------------|----------------------|
|                         |  | UNDER<br>3<br>YEARS | 3 TO<br>5<br>YEARS | 6 TO<br>9<br>YEARS | 10 TO<br>14<br>YEARS | 15 TO<br>17<br>YEARS | TOTAL,<br>UNDER 18<br>YEARS <sup>1</sup> | UNDER<br>3<br>YEARS | 3 TO<br>5<br>YEARS | 6 TO<br>9<br>YEARS | 10 TO<br>14<br>YEARS | 15 TO<br>17<br>YEARS |
| <b>WHITE</b>            |  |                     |                    |                    |                      |                      |  |                     |                    |                    |                      |                      |
| TOTAL                   | 9 624                                    | 1 436               | 1 588              | 2 311              | 2 634                | 1 656                | 100.0                                    | 100.0               | 100.0              | 100.0              | 100.0                | 100.0                |
| LIVING WITH MOTHER ONLY | 8 160                                    | 1 232               | 1 378              | 1 983              | 2 241                | 1 327                | 84.8                                     | 85.8                | 86.8               | 85.8               | 85.1                 | 80.1                 |
| SINGLE (NEVER MARRIED)  | 1 482                                    | 593                 | 365                | 312                | 152                  | 56                   | 15.4                                     | 41.6                | 23.0               | 13.5               | 5.8                  | 3.4                  |
| HUSBAND ABSENT          | 2 066                                    | 359                 | 392                | 516                | 514                  | 286                  | 21.5                                     | 25.0                | 24.7               | 22.3               | 19.5                 | 17.3                 |
| HUSBAND IN ARMED FORCES | 67                                       | 12                  | 24                 | 17                 | 8                    | 7                    | 0.7                                      | 0.8                 | 1.5                | 0.7                | 0.3                  | 0.4                  |
| SEPARATED               | 1 750                                    | 302                 | 324                | 450                | 447                  | 227                  | 18.2                                     | 21.0                | 20.4               | 19.5               | 17.0                 | 13.7                 |
| OTHER                   | 249                                      | 45                  | 43                 | 49                 | 58                   | 53                   | 2.6                                      | 3.2                 | 2.7                | 2.1                | 2.2                  | 3.2                  |
| WIDOWED                 | 540                                      | 32                  | 45                 | 99                 | 187                  | 178                  | 5.6                                      | 2.2                 | 2.8                | 4.3                | 7.1                  | 10.7                 |
| DIVORCED                | 4 071                                    | 243                 | 577                | 1 056              | 1 389                | 807                  | 42.3                                     | 16.9                | 36.3               | 45.7               | 52.7                 | 48.7                 |
| MOTHER, HOUSEHOLDER     | 6 705                                    | 830                 | 1 053              | 1 636              | 1 975                | 1 211                | 69.7                                     | 57.8                | 66.4               | 70.8               | 75.0                 | 73.1                 |
| SINGLE (NEVER MARRIED)  | 1 010                                    | 351                 | 269                | 231                | 113                  | 47                   | 10.5                                     | 24.4                | 16.9               | 10.0               | 4.3                  | 2.8                  |
| HUSBAND ABSENT          | 1 712                                    | 265                 | 295                | 427                | 456                  | 270                  | 17.8                                     | 18.4                | 18.6               | 18.5               | 17.3                 | 16.3                 |
| HUSBAND IN ARMED FORCES | 54                                       | 7                   | 19                 | 15                 | 6                    | 7                    | 0.6                                      | 0.5                 | 1.2                | 0.7                | 0.2                  | 0.4                  |
| SEPARATED               | 1 454                                    | 229                 | 246                | 371                | 398                  | 211                  | 15.1                                     | 15.9                | 15.5               | 16.1               | 15.1                 | 12.7                 |
| OTHER                   | 204                                      | 29                  | 30                 | 41                 | 52                   | 52                   | 2.1                                      | 2.0                 | 1.9                | 1.8                | 2.0                  | 3.2                  |
| WIDOWED                 | 479                                      | 13                  | 41                 | 86                 | 170                  | 168                  | 5.0                                      | 0.9                 | 2.6                | 3.7                | 6.4                  | 10.2                 |
| DIVORCED                | 3 504                                    | 201                 | 449                | 891                | 1 237                | 726                  | 36.4                                     | 14.0                | 28.3               | 38.6               | 47.0                 | 43.8                 |
| LIVING WITH FATHER ONLY | 1 464                                    | 204                 | 209                | 328                | 393                  | 329                  | 15.2                                     | 14.2                | 13.2               | 14.2               | 14.9                 | 19.9                 |
| SINGLE (NEVER MARRIED)  | 252                                      | 107                 | 42                 | 47                 | 40                   | 16                   | 2.6                                      | 7.5                 | 2.6                | 2.0                | 1.5                  | 1.0                  |
| WIFE ABSENT             | 335                                      | 42                  | 64                 | 71                 | 101                  | 57                   | 3.5                                      | 2.9                 | 4.0                | 3.1                | 3.8                  | 3.5                  |
| SEPARATED               | 297                                      | 32                  | 63                 | 69                 | 91                   | 43                   | 3.1                                      | 2.2                 | 3.9                | 3.0                | 3.5                  | 2.6                  |
| OTHER                   | 38                                       | 10                  | 2                  | 2                  | 9                    | 15                   | 0.4                                      | 0.7                 | 0.1                | 0.1                | 0.4                  | 0.9                  |
| WIDOWED                 | 119                                      | 2                   | 10                 | 26                 | 34                   | 46                   | 1.2                                      | 0.2                 | 0.7                | 1.1                | 1.3                  | 2.8                  |
| DIVORCED                | 758                                      | 53                  | 93                 | 186                | 218                  | 209                  | 7.9                                      | 3.7                 | 5.8                | 8.0                | 8.3                  | 12.6                 |
| FATHER, HOUSEHOLDER     | 1 271                                    | 175                 | 176                | 282                | 333                  | 305                  | 13.2                                     | 12.2                | 11.1               | 12.2               | 12.6                 | 18.4                 |
| SINGLE (NEVER MARRIED)  | 181                                      | 93                  | 34                 | 28                 | 19                   | 7                    | 1.9                                      | 6.5                 | 2.1                | 1.2                | 0.7                  | 0.4                  |
| WIFE ABSENT             | 299                                      | 38                  | 54                 | 67                 | 88                   | 52                   | 3.1                                      | 2.6                 | 3.4                | 2.9                | 3.4                  | 3.2                  |
| SEPARATED               | 262                                      | 28                  | 52                 | 65                 | 79                   | 38                   | 2.7                                      | 1.9                 | 3.3                | 2.8                | 3.0                  | 2.3                  |
| OTHER                   | 38                                       | 10                  | 2                  | 2                  | 9                    | 15                   | 0.4                                      | 0.7                 | 0.1                | 0.1                | 0.4                  | 0.9                  |
| WIDOWED                 | 105                                      | -                   | 7                  | 22                 | 31                   | 46                   | 1.1                                      | -                   | 0.5                | 0.9                | 1.2                  | 2.8                  |
| DIVORCED                | 685                                      | 45                  | 82                 | 165                | 194                  | 200                  | 7.1                                      | 3.1                 | 5.1                | 7.1                | 7.4                  | 12.1                 |
| <b>MALE</b>             |  |                     |                    |                    |                      |                      |  |                     |                    |                    |                      |                      |
| TOTAL                   | 4 973                                    | 708                 | 857                | 1 207              | 1 349                | 852                  | 100.0                                    | 100.0               | 100.0              | 100.0              | 100.0                | 100.0                |
| LIVING WITH MOTHER ONLY | 4 126                                    | 592                 | 734                | 1 006              | 1 130                | 663                  | 83.0                                     | 83.6                | 85.7               | 83.3               | 83.8                 | 77.9                 |
| SINGLE (NEVER MARRIED)  | 719                                      | 294                 | 168                | 151                | 77                   | 28                   | 14.5                                     | 41.5                | 19.6               | 12.5               | 5.7                  | 3.3                  |
| HUSBAND ABSENT          | 1 070                                    | 172                 | 216                | 271                | 264                  | 147                  | 21.5                                     | 24.3                | 25.2               | 22.4               | 19.6                 | 17.2                 |
| HUSBAND IN ARMED FORCES | 43                                       | 10                  | 16                 | 9                  | 4                    | 4                    | 0.9                                      | 1.4                 | 1.9                | 0.8                | 0.3                  | 0.5                  |
| SEPARATED               | 691                                      | 137                 | 174                | 234                | 233                  | 112                  | 17.9                                     | 19.4                | 20.3               | 19.4               | 17.3                 | 13.2                 |
| OTHER                   | 136                                      | 25                  | 26                 | 28                 | 27                   | 31                   | 2.7                                      | 3.5                 | 3.0                | 2.3                | 2.0                  | 3.6                  |
| WIDOWED                 | 281                                      | 19                  | 28                 | 57                 | 95                   | 83                   | 5.7                                      | 2.6                 | 3.2                | 4.7                | 7.0                  | 9.7                  |
| DIVORCED                | 2 056                                    | 107                 | 323                | 526                | 694                  | 406                  | 41.4                                     | 15.2                | 37.7               | 43.6               | 51.5                 | 47.6                 |
| MOTHER, HOUSEHOLDER     | 3 419                                    | 395                 | 574                | 854                | 1 002                | 594                  | 68.8                                     | 55.7                | 67.0               | 70.8               | 74.3                 | 69.7                 |
| SINGLE (NEVER MARRIED)  | 496                                      | 171                 | 119                | 125                | 57                   | 23                   | 10.0                                     | 24.2                | 13.9               | 10.4               | 4.2                  | 2.7                  |
| HUSBAND ABSENT          | 901                                      | 129                 | 171                | 236                | 231                  | 135                  | 18.1                                     | 18.2                | 20.0               | 19.6               | 17.1                 | 15.8                 |
| HUSBAND IN ARMED FORCES | 34                                       | 7                   | 13                 | 8                  | 2                    | 4                    | 0.7                                      | 1.0                 | 1.5                | 0.6                | 0.2                  | 0.5                  |
| SEPARATED               | 750                                      | 104                 | 139                | 203                | 203                  | 100                  | 15.1                                     | 14.8                | 16.2               | 16.9               | 15.0                 | 11.8                 |
| OTHER                   | 117                                      | 17                  | 19                 | 26                 | 26                   | 30                   | 2.4                                      | 2.4                 | 2.3                | 2.1                | 1.9                  | 3.5                  |
| WIDOWED                 | 241                                      | 7                   | 25                 | 48                 | 86                   | 75                   | 4.8                                      | 1.0                 | 2.9                | 4.0                | 6.4                  | 8.8                  |
| DIVORCED                | 1 781                                    | 87                  | 259                | 444                | 629                  | 362                  | 35.8                                     | 12.3                | 30.2               | 36.8               | 46.6                 | 42.5                 |
| LIVING WITH FATHER ONLY | 847                                      | 116                 | 123                | 201                | 218                  | 189                  | 17.0                                     | 16.4                | 14.3               | 16.7               | 16.2                 | 22.1                 |
| SINGLE (NEVER MARRIED)  | 136                                      | 61                  | 24                 | 26                 | 22                   | 4                    | 2.7                                      | 8.6                 | 2.8                | 2.1                | 1.6                  | 0.5                  |
| WIFE ABSENT             | 195                                      | 24                  | 32                 | 42                 | 61                   | 35                   | 3.9                                      | 3.3                 | 3.8                | 3.5                | 4.5                  | 4.1                  |
| SEPARATED               | 172                                      | 19                  | 31                 | 42                 | 54                   | 26                   | 3.5                                      | 2.7                 | 3.6                | 3.5                | 4.0                  | 3.0                  |
| OTHER                   | 23                                       | 4                   | 2                  | -                  | 7                    | 10                   | 0.5                                      | 0.6                 | 0.2                | -                  | 0.5                  | 1.1                  |
| WIDOWED                 | 58                                       | 2                   | 8                  | 18                 | 14                   | 15                   | 1.2                                      | 0.3                 | 1.0                | 1.5                | 1.1                  | 1.7                  |
| DIVORCED                | 458                                      | 29                  | 58                 | 115                | 121                  | 135                  | 9.2                                      | 4.1                 | 6.8                | 9.5                | 9.0                  | 15.8                 |
| FATHER, HOUSEHOLDER     | 737                                      | 97                  | 93                 | 175                | 189                  | 183                  | 14.8                                     | 13.6                | 10.9               | 14.5               | 14.0                 | 21.4                 |
| SINGLE (NEVER MARRIED)  | 104                                      | 54                  | 17                 | 15                 | 14                   | 4                    | 2.1                                      | 7.6                 | 2.0                | 1.2                | 1.1                  | 0.5                  |
| WIFE ABSENT             | 171                                      | 22                  | 22                 | 41                 | 54                   | 33                   | 3.4                                      | 3.1                 | 2.5                | 3.4                | 4.0                  | 3.9                  |
| SEPARATED               | 148                                      | 18                  | 20                 | 41                 | 47                   | 23                   | 3.0                                      | 2.5                 | 2.3                | 3.4                | 3.5                  | 2.7                  |
| OTHER                   | 23                                       | 4                   | -                  | -                  | 7                    | 10                   | 0.5                                      | 0.6                 | 0.2                | -                  | 0.5                  | 1.1                  |
| WIDOWED                 | 49                                       | -                   | 6                  | 17                 | 13                   | 14                   | 1.0                                      | -                   | 0.7                | 1.4                | 0.9                  | 1.7                  |
| DIVORCED                | 412                                      | 21                  | 49                 | 102                | 109                  | 132                  | 8.3                                      | 3.0                 | 5.7                | 8.5                | 8.1                  | 15.5                 |
| <b>FEMALE</b>           |  |                     |                    |                    |                      |                      |  |                     |                    |                    |                      |                      |
| TOTAL                   | 4 651                                    | 728                 | 731                | 1 104              | 1 285                | 804                  | 100.0                                    | 100.0               | 100.0              | 100.0              | 100.0                | 100.0                |
| LIVING WITH MOTHER ONLY | 4 034                                    | 639                 | 644                | 977                | 1 111                | 663                  | 86.7                                     | 87.9                | 88.1               | 88.5               | 86.4                 | 82.5                 |
| SINGLE (NEVER MARRIED)  | 764                                      | 304                 | 197                | 160                | 75                   | 28                   | 16.4                                     | 41.7                | 27.0               | 14.5               | 5.8                  | 3.4                  |
| HUSBAND ABSENT          | 997                                      | 187                 | 176                | 245                | 250                  | 139                  | 21.4                                     | 25.7                | 24.1               | 22.2               | 19.4                 | 17.3                 |
| HUSBAND IN ARMED FORCES | 24                                       | 2                   | 8                  | 8                  | 4                    | 2                    | 0.5                                      | 0.3                 | 1.1                | 0.7                | 0.3                  | 0.3                  |
| SEPARATED               | 860                                      | 165                 | 150                | 216                | 214                  | 115                  | 18.5                                     | 22.7                | 20.6               | 19.6               | 16.6                 | 14.3                 |
| OTHER                   | 113                                      | 20                  | 17                 | 21                 | 32                   | 22                   | 2.4                                      | 2.8                 | 2.4                | 1.9                | 2.5                  | 2.8                  |
| WIDOWED                 | 259                                      | 13                  | 17                 | 42                 | 92                   | 95                   | 5.6                                      | 1.8                 | 2.3                | 3.8                | 7.1                  | 11.6                 |
| DIVORCED                | 2 015                                    | 135                 | 254                | 530                | 695                  | 401                  | 43.3                                     | 18.6                | 34.7               | 48.0               | 54.0                 | 49.9                 |
| MOTHER, HOUSEHOLDER     | 3 286                                    | 436                 | 479                | 782                | 973                  | 616                  | 70.6                                     | 59.9                | 65.6               | 70.8               | 75.7                 | 76.7                 |
| SINGLE (NEVER MARRIED)  | 514                                      | 179                 | 150                | 106                | 56                   | 24                   | 11.1                                     | 24.7                | 16.5               | 9.6                | 4.3                  | 3.0                  |
| HUSBAND ABSENT          | 811                                      | 136                 | 123                | 191                | 225                  | 135                  | 17.4                                     | 18.7                | 16.9               | 17.3               | 17.5                 | 16.8                 |
| HUSBAND IN ARMED FORCES | 20                                       | -                   | 6                  | 8                  | 4                    | 2                    | 0.4                                      | -                   | 0.8                | 0.7                | 0.3                  | 0.3                  |
| SEPARATED               | 704                                      | 124                 | 107                | 168                | 195                  | 110                  | 15.1                                     | 17.1                | 14.6               | 15.2               | 15.2                 | 13.7                 |
| OTHER                   | 87                                       | 12                  | 11                 | 15                 | 26                   | 22                   | 1.9                                      | 1.6                 | 1.5                | 1.4                | 2.1                  | 2.8                  |
| WIDOWED                 | 238                                      | 6                   | 16                 | 38                 | 84                   | 94                   | 5.1                                      | 0.8                 | 2.2                | 3.5                | 6.5                  | 11.6                 |
| DIVORCED                | 1 723                                    | 114                 | 190                | 447                | 608                  | 364                  | 37.0                                     | 15.7                | 26.0               | 40.5               | 47.3                 | 45.3                 |
| LIVING WITH FATHER ONLY | 617                                      | 88                  | 87                 | 127                | 174                  | 140                  | 13.3                                     | 12.1                | 11.9               | 11.5               | 13.6                 | 17.5                 |
| SINGLE (NEVER MARRIED)  | 116                                      | 46                  | 18                 | 21                 | 18                   | 12                   | 2.5                                      | 6.4                 | 2.5                | 1.9                | 1.4                  | 1.5                  |
| WIFE ABSENT             | 140                                      | 18                  | 32                 | 28                 | 40                   | 22                   | 3.0                                      | 2.5                 | 4.4                | 2.6                | 3.1                  | 2.7                  |
| SEPARATED               | 123                                      | 13                  | 32                 | 26                 | 37                   | 17                   | 2.7                                      | 1.8                 | 4.4                | 2.4                | 2.9                  | 2.1                  |
| OTHER                   | 15                                       | 6                   | -                  | 2                  | 5                    | 5                    | 0.3                                      | 0.8                 | -                  | 0.2                | 0.2                  | 0.7                  |
| WIDOWED                 | 61                                       | -                   | 2                  | 7                  | 20                   | 32                   | 1.3                                      | -                   | 0.3                | 0.7                | 1.5                  | 4.0                  |
| DIVORCED                | 300                                      | 24                  | 35                 | 71                 | 97                   | 74                   | 6.4                                      | 3.2                 | 4.7                | 6.4                | 7.5                  | 9.2                  |
| FATHER, HOUSEHOLDER     | 535                                      | 78                  | 83                 | 107                | 144                  | 122                  | 11.5                                     | 10.8                | 11.3               | 9.7                | 11.2                 | 15.2                 |
| SINGLE (NEVER MARRIED)  | 77                                       | 39                  | 17                 | 14                 | 5                    | 3                    | 1.7                                      | 5.3                 | 2.3                | 1.2                | 0.4                  | 0.3                  |
| WIFE ABSENT             | 129                                      | 16                  | 32                 | 27                 | 35                   | 20                   | 2.8                                      | 2.2                 | 4.4                | 2.4                | 2.7                  | 2.4                  |
| SEPARATED               | 113                                      | 10                  | 32                 | 25                 | 32                   | 14                   | 2.4                                      | 1.4                 | 4.4                | 2.2                | 2.5                  | 1.8                  |
| OTHER                   | 15                                       | 6                   | -                  | 2                  | 5                    | 5                    | 0.3                                      | 0.8                 | -                  | 0.2                | 0.2                  | 0.7                  |
| WIDOWED                 | 56                                       | -                   | 2                  | 5                  | 18                   | 32                   | 1.2                                      | -                   | 0.2                | 0.4                | 1.4                  | 4.0                  |
| DIVORCED                | 273                                      | 24                  | 33                 | 62                 | 86                   | 66                   | 5.9                                      | 3.2                 | 4.5                | 5.6                | 6.7                  | 8.5                  |

<sup>1</sup> EXCLUDES PERSONS UNDER 18 YEARS OLD WHO ARE HUSBANDS OR WIVES AND OTHER PERSONS MAINTAINING HOUSEHOLDS OR RELATED AND UNRELATED SUBFAMILIES.

Table 5. Presence and Marital Status of Parent, for Persons Under 18 Years Living With Only One Parent, by Age, Sex, Race, and Hispanic Origin: March 1988—Continued

[NUMBERS IN THOUSANDS. FOR MEANING OF SYMBOLS, SEE TEXT]

| SUBJECT                 | TOTAL,<br>UNDER 18<br>YEARS <sup>1</sup> | AGE                 |                    |                    |                      |                      | PERCENT DISTRIBUTION                     |                     |                    |                    |                      |                      |
|-------------------------|--|---------------------|--------------------|--------------------|----------------------|----------------------|--|---------------------|--------------------|--------------------|----------------------|----------------------|
|                         |  | UNDER<br>3<br>YEARS | 3 TO<br>5<br>YEARS | 6 TO<br>9<br>YEARS | 10 TO<br>14<br>YEARS | 15 TO<br>17<br>YEARS | TOTAL,<br>UNDER 18<br>YEARS <sup>1</sup> | UNDER<br>3<br>YEARS | 3 TO<br>5<br>YEARS | 6 TO<br>9<br>YEARS | 10 TO<br>14<br>YEARS | 15 TO<br>17<br>YEARS |
| <b>BLACK</b>            |  |                     |                    |                    |                      |                      |  |                     |                    |                    |                      |                      |
| TOTAL                   | 5 247                                    | 977                 | 914                | 1 201              | 1 325                | 830                  | 100.0                                    | 100.0               | 100.0              | 100.0              | 100.0                | 100.0                |
| LIVING WITH MOTHER ONLY | 4 959                                    | 911                 | 873                | 1 137              | 1 246                | 792                  | 94.5                                     | 93.3                | 95.5               | 94.6               | 94.0                 | 95.5                 |
| SINGLE (NEVER MARRIED)  | 2 736                                    | 709                 | 585                | 628                | 587                  | 227                  | 52.2                                     | 72.6                | 64.0               | 52.3               | 44.3                 | 27.3                 |
| HUSBAND ABSENT          | 1 170                                    | 145                 | 184                | 272                | 323                  | 245                  | 22.3                                     | 14.9                | 20.1               | 22.7               | 24.4                 | 29.6                 |
| HUSBAND IN ARMED FORCES | 20                                       | 5                   | 3                  | 7                  | 4                    | 1                    | 0.4                                      | 0.6                 | 0.4                | 0.6                | 0.3                  | 0.1                  |
| SEPARATED               | 1 024                                    | 121                 | 154                | 247                | 289                  | 214                  | 19.5                                     | 12.4                | 16.8               | 20.5               | 21.8                 | 25.7                 |
| OTHER                   | 125                                      | 19                  | 27                 | 19                 | 30                   | 31                   | 2.4                                      | 1.9                 | 3.0                | 1.5                | 2.3                  | 3.7                  |
| WIDOWED                 | 242                                      | 9                   | 10                 | 37                 | 94                   | 92                   | 4.6                                      | 1.0                 | 1.1                | 3.1                | 7.1                  | 11.1                 |
| DIVORCED                | 811                                      | 48                  | 94                 | 200                | 241                  | 228                  | 15.5                                     | 4.9                 | 10.3               | 16.6               | 18.2                 | 27.5                 |
| MOTHER, HOUSEHOLDER     | 3 822                                    | 513                 | 601                | 922                | 1 070                | 716                  | 72.9                                     | 52.6                | 65.7               | 76.8               | 80.7                 | 86.3                 |
| SINGLE (NEVER MARRIED)  | 1 853                                    | 356                 | 364                | 487                | 450                  | 196                  | 35.3                                     | 36.4                | 39.8               | 40.5               | 34.0                 | 23.7                 |
| HUSBAND ABSENT          | 997                                      | 111                 | 149                | 219                | 298                  | 219                  | 19.0                                     | 11.3                | 16.3               | 18.3               | 22.5                 | 26.4                 |
| HUSBAND IN ARMED FORCES | 4  | 1                   | 1                  | 1                  | 1                    | 1                    | 0.1                                      | 0.1                 | 0.1                | 0.1                | 0.1                  | 0.1                  |
| SEPARATED               | 898                                      | 98                  | 127                | 209                | 268                  | 195                  | 17.1                                     | 10.1                | 13.9               | 17.4               | 20.2                 | 23.6                 |
| OTHER                   | 95                                       | 12                  | 22                 | 9                  | 30                   | 23                   | 1.8                                      | 1.2                 | 2.4                | 0.7                | 2.3                  | 2.8                  |
| WIDOWED                 | 232                                      | 8                   | 10                 | 34                 | 90                   | 90                   | 4.4                                      | 0.8                 | 1.1                | 2.9                | 6.8                  | 10.9                 |
| DIVORCED                | 740                                      | 39                  | 78                 | 181                | 231                  | 210                  | 14.1                                     | 4.0                 | 8.6                | 15.1               | 17.5                 | 25.3                 |
| LIVING WITH FATHER ONLY | 288                                      | 65                  | 41                 | 64                 | 80                   | 38                   | 5.5                                      | 6.7                 | 4.5                | 5.4                | 6.0                  | 4.5                  |
| SINGLE (NEVER MARRIED)  | 107                                      | 41                  | 19                 | 33                 | 10                   | 5                    | 2.0                                      | 4.2                 | 2.0                | 2.7                | 0.7                  | 0.6                  |
| WIFE ABSENT             | 89                                       | 12                  | 15                 | 24                 | 25                   | 8                    | 1.6                                      | 1.2                 | 1.6                | 2.0                | 1.9                  | 0.9                  |
| SEPARATED               | 76                                       | 10                  | 14                 | 23                 | 22                   | 7                    | 1.4                                      | 1.1                 | 1.5                | 1.9                | 1.7                  | 0.8                  |
| OTHER                   | 7  | 1                   | 1                  | 1                  | 2                    | 1                    | 0.1                                      | 0.1                 | 0.1                | 0.1                | 0.2                  | 0.1                  |
| WIDOWED                 | 12                                       | -                   | 3                  | 1                  | 7                    | -                    | 0.2                                      | -                   | 0.3                | 0.1                | 0.6                  | -                    |
| DIVORCED                | 86                                       | 13                  | 4                  | 7                  | 38                   | 25                   | 1.6                                      | 1.3                 | 0.5                | 0.5                | 2.8                  | 3.0                  |
| FATHER, HOUSEHOLDER     | 251                                      | 54                  | 37                 | 57                 | 71                   | 32                   | 4.8                                      | 5.6                 | 4.0                | 4.8                | 5.3                  | 3.9                  |
| SINGLE (NEVER MARRIED)  | 85                                       | 33                  | 17                 | 26                 | 6                    | 3                    | 1.6                                      | 3.4                 | 1.9                | 2.1                | 0.5                  | 0.4                  |
| WIFE ABSENT             | 77                                       | 9                   | 15                 | 24                 | 22                   | 8                    | 1.5                                      | 0.9                 | 1.6                | 2.0                | 1.7                  | 0.9                  |
| SEPARATED               | 72                                       | 9                   | 14                 | 23                 | 20                   | 7                    | 1.4                                      | 0.9                 | 1.5                | 1.9                | 1.5                  | 0.8                  |
| OTHER                   | 5  | -                   | 1                  | 1                  | 2                    | 1                    | 0.1                                      | -                   | 0.1                | 0.1                | 0.2                  | 0.1                  |
| WIDOWED                 | 12                                       | -                   | 3                  | 1                  | 7                    | -                    | 0.2                                      | -                   | 0.3                | 0.1                | 0.6                  | -                    |
| DIVORCED                | 77                                       | 13                  | 2                  | 7                  | 35                   | 22                   | 1.5                                      | 1.3                 | 0.2                | 0.5                | 2.6                  | 2.6                  |
| <b>MALE</b>             |  |                     |                    |                    |                      |                      |  |                     |                    |                    |                      |                      |
| TOTAL                   | 2 720                                    | 510                 | 486                | 599                | 679                  | 447                  | 100.0                                    | 100.0               | 100.0              | 100.0              | 100.0                | 100.0                |
| LIVING WITH MOTHER ONLY | 2 548                                    | 474                 | 464                | 551                | 636                  | 423                  | 93.7                                     | 92.8                | 95.6               | 92.1               | 93.7                 | 94.6                 |
| SINGLE (NEVER MARRIED)  | 1 441                                    | 368                 | 312                | 307                | 322                  | 132                  | 53.0                                     | 72.1                | 64.2               | 51.3               | 47.4                 | 29.5                 |
| HUSBAND ABSENT          | 597                                      | 73                  | 96                 | 129                | 156                  | 144                  | 22.0                                     | 14.2                | 19.7               | 21.6               | 23.0                 | 32.2                 |
| HUSBAND IN ARMED FORCES | 11                                       | 3                   | 1                  | 5                  | 1                    | -                    | 0.4                                      | 0.7                 | 0.3                | 0.8                | 0.1                  | -                    |
| SEPARATED               | 517                                      | 60                  | 78                 | 116                | 139                  | 125                  | 19.0                                     | 11.7                | 16.1               | 19.3               | 20.5                 | 28.0                 |
| OTHER                   | 69                                       | 10                  | 16                 | 9                  | 16                   | 19                   | 2.5                                      | 1.9                 | 3.3                | 1.4                | 2.4                  | 4.3                  |
| WIDOWED                 | 112                                      | 6                   | 1                  | 25                 | 40                   | 39                   | 4.1                                      | 1.1                 | 0.2                | 4.2                | 5.9                  | 8.8                  |
| DIVORCED                | 398                                      | 27                  | 56                 | 90                 | 118                  | 108                  | 14.6                                     | 5.3                 | 11.5               | 15.0               | 17.3                 | 24.2                 |
| MOTHER, HOUSEHOLDER     | 1 986                                    | 271                 | 313                | 452                | 562                  | 389                  | 73.0                                     | 53.1                | 64.4               | 75.5               | 82.7                 | 87.1                 |
| SINGLE (NEVER MARRIED)  | 986                                      | 180                 | 188                | 239                | 261                  | 117                  | 36.2                                     | 35.3                | 38.8               | 39.9               | 38.5                 | 26.2                 |
| HUSBAND ABSENT          | 532                                      | 63                  | 80                 | 112                | 149                  | 128                  | 19.6                                     | 12.4                | 16.4               | 18.7               | 22.0                 | 28.7                 |
| HUSBAND IN ARMED FORCES | 1  | -                   | -                  | 1                  | 1                    | -                    | 0.1                                      | -                   | -                  | 0.1                | 0.1                  | -                    |
| SEPARATED               | 475                                      | 54                  | 67                 | 107                | 132                  | 114                  | 17.5                                     | 10.5                | 13.9               | 17.9               | 19.5                 | 25.6                 |
| OTHER                   | 56                                       | 10                  | 12                 | 4                  | 16                   | 14                   | 2.0                                      | 1.9                 | 2.5                | 0.7                | 2.4                  | 3.1                  |
| WIDOWED                 | 102                                      | 4                   | 1                  | 23                 | 36                   | 38                   | 3.8                                      | 0.8                 | 0.2                | 3.8                | 5.3                  | 8.5                  |
| DIVORCED                | 366                                      | 23                  | 43                 | 73                 | 115                  | 106                  | 13.5                                     | 4.5                 | 8.9                | 13.1               | 16.9                 | 23.8                 |
| LIVING WITH FATHER ONLY | 173                                      | 37                  | 22                 | 48                 | 43                   | 24                   | 6.3                                      | 7.2                 | 4.4                | 7.9                | 6.3                  | 5.4                  |
| SINGLE (NEVER MARRIED)  | 68                                       | 27                  | 11                 | 19                 | 6                    | 3                    | 2.5                                      | 5.3                 | 2.4                | 3.2                | 0.9                  | 0.7                  |
| WIFE ABSENT             | 46                                       | 3                   | 6                  | 20                 | 13                   | 3                    | 1.7                                      | 0.7                 | 1.3                | 3.4                | 2.0                  | 0.6                  |
| SEPARATED               | 44                                       | 3                   | 5                  | 20                 | 13                   | 2                    | 1.6                                      | 0.7                 | 1.1                | 3.4                | 2.0                  | 0.4                  |
| OTHER                   | 2  | -                   | 1                  | -                  | -                    | 1                    | 0.1                                      | -                   | 0.2                | -                  | -                    | 0.2                  |
| WIDOWED                 | 5  | -                   | -                  | 1                  | 4                    | -                    | 0.2                                      | -                   | -                  | -                  | -                    | -                    |
| DIVORCED                | 54                                       | 6                   | 4                  | 7                  | 19                   | 18                   | 2.0                                      | 1.2                 | 0.8                | 1.1                | 2.8                  | 4.1                  |
| FATHER, HOUSEHOLDER     | 153                                      | 32                  | 18                 | 43                 | 40                   | 21                   | 5.6                                      | 6.2                 | 3.6                | 7.1                | 5.9                  | 4.7                  |
| SINGLE (NEVER MARRIED)  | 56                                       | 22                  | 10                 | 14                 | 6                    | 3                    | 2.1                                      | 4.4                 | 2.0                | 2.4                | 0.9                  | 0.7                  |
| WIFE ABSENT             | 43                                       | 3                   | 6                  | 20                 | 10                   | 3                    | 1.6                                      | 0.7                 | 1.3                | 3.4                | 1.5                  | 0.6                  |
| SEPARATED               | 41                                       | 3                   | 5                  | 20                 | 10                   | 2                    | 1.5                                      | 0.7                 | 1.1                | 3.4                | 1.5                  | 0.4                  |
| OTHER                   | 2  | -                   | 1                  | -                  | -                    | 1                    | 0.1                                      | -                   | 0.2                | -                  | -                    | 0.2                  |
| WIDOWED                 | 5  | -                   | -                  | 1                  | 4                    | -                    | 0.2                                      | -                   | -                  | 0.2                | 0.5                  | -                    |
| DIVORCED                | 48                                       | 6                   | 1                  | 7                  | 19                   | 15                   | 1.8                                      | 1.2                 | 0.2                | 1.1                | 2.8                  | 3.4                  |
| <b>FEMALE</b>           |  |                     |                    |                    |                      |                      |  |                     |                    |                    |                      |                      |
| TOTAL                   | 2 526                                    | 466                 | 429                | 602                | 646                  | 383                  | 100.0                                    | 100.0               | 100.0              | 100.0              | 100.0                | 100.0                |
| LIVING WITH MOTHER ONLY | 2 411                                    | 438                 | 409                | 585                | 609                  | 369                  | 95.4                                     | 93.9                | 95.5               | 97.2               | 94.3                 | 96.4                 |
| SINGLE (NEVER MARRIED)  | 1 296                                    | 341                 | 274                | 321                | 265                  | 95                   | 51.3                                     | 73.1                | 63.9               | 53.3               | 41.0                 | 24.9                 |
| HUSBAND ABSENT          | 573                                      | 73                  | 89                 | 143                | 167                  | 101                  | 22.7                                     | 15.6                | 20.7               | 23.8               | 25.8                 | 26.4                 |
| HUSBAND IN ARMED FORCES | 10                                       | 2                   | 2                  | 2                  | 3                    | 1                    | 0.4                                      | 0.4                 | 0.4                | 0.4                | 0.4                  | 0.2                  |
| SEPARATED               | 507                                      | 62                  | 75                 | 131                | 150                  | 89                   | 20.1                                     | 13.2                | 17.6               | 21.8               | 23.2                 | 23.2                 |
| OTHER                   | 56                                       | 9                   | 12                 | 10                 | 14                   | 12                   | 2.2                                      | 1.9                 | 2.7                | 1.6                | 2.2                  | 3.1                  |
| WIDOWED                 | 130                                      | 4                   | 9                  | 12                 | 54                   | 53                   | 5.2                                      | 0.8                 | 2.0                | 1.9                | 8.3                  | 13.8                 |
| DIVORCED                | 412                                      | 21                  | 38                 | 110                | 124                  | 120                  | 16.3                                     | 4.5                 | 8.9                | 18.3               | 19.1                 | 31.3                 |
| MOTHER, HOUSEHOLDER     | 1 836                                    | 243                 | 289                | 470                | 508                  | 327                  | 72.7                                     | 52.0                | 67.3               | 78.0               | 78.6                 | 85.4                 |
| SINGLE (NEVER MARRIED)  | 867                                      | 175                 | 175                | 248                | 189                  | 79                   | 34.3                                     | 37.6                | 40.9               | 41.2               | 29.3                 | 20.7                 |
| HUSBAND ABSENT          | 465                                      | 48                  | 70                 | 107                | 149                  | 91                   | 18.4                                     | 10.2                | 16.3               | 17.8               | 23.0                 | 23.8                 |
| HUSBAND IN ARMED FORCES | 3  | 1                   | 1                  | 1                  | -                    | 1                    | 0.1                                      | 0.1                 | 0.1                | 0.1                | -                    | 0.2                  |
| SEPARATED               | 423                                      | 45                  | 60                 | 102                | 135                  | 81                   | 16.7                                     | 9.6                 | 13.9               | 17.0               | 20.9                 | 21.2                 |
| OTHER                   | 40                                       | 2                   | 10                 | 4                  | 14                   | 9                    | 1.6                                      | 0.5                 | 2.2                | 0.7                | 2.2                  | 2.4                  |
| WIDOWED                 | 130                                      | 4                   | 9                  | 12                 | 54                   | 53                   | 5.2                                      | 0.8                 | 2.0                | 1.9                | 8.3                  | 13.7                 |
| DIVORCED                | 374                                      | 16                  | 35                 | 103                | 117                  | 104                  | 14.8                                     | 3.5                 | 8.1                | 17.1               | 18.0                 | 27.1                 |
| LIVING WITH FATHER ONLY | 115                                      | 28                  | 19                 | 17                 | 37                   | 14                   | 4.6                                      | 6.1                 | 4.5                | 2.8                | 5.7                  | 3.6                  |
| SINGLE (NEVER MARRIED)  | 40                                       | 14                  | 7                  | 13                 | 3                    | 2                    | 1.6                                      | 2.9                 | 1.7                | 2.2                | 0.5                  | 0.6                  |
| WIFE ABSENT             | 37                                       | 8                   | 8                  | 3                  | 11                   | 5                    | 1.5                                      | 1.8                 | 2.0                | 0.5                | 1.8                  | 1.3                  |
| SEPARATED               | 32                                       | 7                   | 8                  | 2                  | 9                    | 5                    | 1.3                                      | 1.5                 | 2.0                | 0.4                | 1.4                  | 1.3                  |
| OTHER                   | 5  | 1                   | 1                  | 1                  | 2                    | -                    | 0.2                                      | 0.3                 | -                  | 0.2                | 0.4                  | -                    |
| WIDOWED                 | 7  | -                   | 3                  | -                  | 4                    | -                    | 0.3                                      | -                   | 0.7                | -                  | 0.6                  | -                    |
| DIVORCED                | 32                                       | 7                   | 1                  | -                  | 19                   | 6                    | 1.3                                      | 1.4                 | 0.1                | -                  | 2.9                  | 1.7                  |
| FATHER, HOUSEHOLDER     | 99                                       | 23                  | 19                 | 15                 | 31                   | 11                   | 3.9                                      | 4.9                 | 4.5                | 2.4                | 4.8                  | 3.0                  |
| SINGLE (NEVER MARRIED)  | 29                                       | 11                  | 7                  | 11                 | -                    | -                    | 1.2                                      | 2.3                 | 1.7                | 1.9                | -                    | -                    |
| WIFE ABSENT             | 34                                       | 6                   | 8                  | 3                  | 11                   | 5                    | 1.3                                      | 1.2                 | 2.0                | 0.5                | 1.8                  | 1.3                  |
| SEPARATED               | 30                                       | 6                   | 8                  | 2                  | 9                    | 5                    | 1.2                                      | 1.2                 | 2.0                | 0.4                | 1.4                  | 1.3                  |
| OTHER                   | 3  | -                   | 1                  | 1                  | 2                    | -                    | 0.1                                      | -                   | -                  | 0.2                | 0.4                  | -                    |
| WIDOWED                 | 7  | -                   | 3                  | -                  | 4                    | -                    | 0.3                                      | -                   | 0.7                | -                  | 0.6                  | -                    |
| DIVORCED                | 29                                       | 7                   | 1                  | -                  | 16                   | 6                    | 1.1                                      | 1.4                 | 0.1                | -                  | 2.4                  | 1.7                  |

<sup>1</sup>EXCLUDES PERSONS UNDER 18 YEARS OLD WHO ARE HUSBANDS OR WIVES AND OTHER PERSONS MAINTAINING HOUSEHOLDS OR RELATED AND UNRELATED SUBFAMILIES.

Table 5. Presence and Marital Status of Parent, for Persons Under 18 Years Living With Only One Parent, by Age, Sex, Race, and Hispanic Origin: March 1988—Continued

(NUMBERS IN THOUSANDS. FOR MEANING OF SYMBOLS, SEE TEXT)

| SUBJECT                           | TOTAL,<br>UNDER 18<br>YEARS <sup>1</sup> | AGE                 |                    |                    |                      |                      | PERCENT DISTRIBUTION                     |                     |                    |                    |                      |                      |
|-----------------------------------|--|---------------------|--------------------|--------------------|----------------------|----------------------|--|---------------------|--------------------|--------------------|----------------------|----------------------|
|                                   |  | UNDER<br>3<br>YEARS | 3 TO<br>5<br>YEARS | 6 TO<br>9<br>YEARS | 10 TO<br>14<br>YEARS | 15 TO<br>17<br>YEARS | TOTAL,<br>UNDER 18<br>YEARS <sup>1</sup> | UNDER<br>3<br>YEARS | 3 TO<br>5<br>YEARS | 6 TO<br>9<br>YEARS | 10 TO<br>14<br>YEARS | 15 TO<br>17<br>YEARS |
| <b>SPANISH ORIGIN<sup>2</sup></b> |  |                     |                    |                    |                      |                      |  |                     |                    |                    |                      |                      |
| TOTAL                             | 2 048                                    | 377                 | 395                | 487                | 530                  | 259                  | 100.0                                    | 100.0               | 100.0              | 100.0              | 100.0                | 100.0                |
| LIVING WITH MOTHER ONLY           | 1 845                                    | 331                 | 356                | 434                | 490                  | 235                  | 90.1                                     | 87.8                | 90.1               | 89.1               | 92.6                 | 90.6                 |
| SINGLE (NEVER MARRIED)            | 600                                      | 196                 | 155                | 132                | 84                   | 33                   | 29.3                                     | 52.1                | 39.2               | 27.0               | 15.9                 | 12.7                 |
| HUSBAND ABSENT                    | 596                                      | 93                  | 104                | 155                | 165                  | 79                   | 29.1                                     | 24.6                | 26.3               | 31.9               | 31.2                 | 30.5                 |
| HUSBAND IN ARMED FORCES           | 6  | 1                   | 2                  | 2                  | 1                    | -                    | 0.3                                      | 0.3                 | 0.5                | 0.4                | 0.1                  | -                    |
| SEPARATED                         | 500                                      | 74                  | 85                 | 132                | 147                  | 62                   | 24.4                                     | 19.5                | 21.4               | 27.1               | 27.8                 | 24.0                 |
| OTHER                             | 90                                       | 18                  | 17                 | 21                 | 17                   | 17                   | 4.4                                      | 4.7                 | 4.3                | 4.4                | 3.2                  | 6.5                  |
| WIDOWED                           | 110                                      | 3                   | 14                 | 31                 | 39                   | 23                   | 5.4                                      | 0.9                 | 3.7                | 6.4                | 7.3                  | 8.8                  |
| DIVORCED                          | 539                                      | 39                  | 83                 | 116                | 202                  | 100                  | 26.3                                     | 10.2                | 21.0               | 23.8               | 36.1                 | 38.5                 |
| MOTHER, HOUSEHOLDER               | 1 517                                    | 229                 | 269                | 361                | 436                  | 222                  | 74.1                                     | 60.9                | 68.2               | 74.1               | 82.3                 | 85.5                 |
| SINGLE (NEVER MARRIED)            | 450                                      | 126                 | 116                | 113                | 67                   | 28                   | 22.0                                     | 33.5                | 29.3               | 23.1               | 12.7                 | 10.9                 |
| HUSBAND ABSENT                    | 510                                      | 73                  | 81                 | 134                | 149                  | 73                   | 24.9                                     | 19.4                | 20.4               | 27.4               | 26.2                 | 28.3                 |
| HUSBAND IN ARMED FORCES           | 5  | 1                   | 2                  | 2                  | -                    | -                    | 0.3                                      | 0.3                 | 0.5                | 0.4                | -                    | -                    |
| SEPARATED                         | 434                                      | 58                  | 70                 | 114                | 135                  | 57                   | 21.2                                     | 15.3                | 17.6               | 23.4               | 25.5                 | 22.0                 |
| OTHER                             | 71                                       | 14                  | 9                  | 17                 | 14                   | 16                   | 3.5                                      | 3.8                 | 2.3                | 3.5                | 2.7                  | 6.2                  |
| WIDOWED                           | 99                                       | -                   | 12                 | 28                 | 36                   | 23                   | 4.8                                      | -                   | 3.1                | 5.7                | 6.9                  | 8.8                  |
| DIVORCED                          | 458                                      | 30                  | 61                 | 87                 | 183                  | 97                   | 22.4                                     | 8.0                 | 15.4               | 17.9               | 34.5                 | 37.4                 |
| LIVING WITH FATHER ONLY           | 202                                      | 46                  | 39                 | 53                 | 39                   | 24                   | 9.9                                      | 12.2                | 9.9                | 10.9               | 7.4                  | 9.4                  |
| SINGLE (NEVER MARRIED)            | 72                                       | 30                  | 20                 | 15                 | 4                    | 3                    | 3.5                                      | 8.1                 | 5.1                | 3.1                | 0.7                  | 1.0                  |
| WIFE ABSENT                       | 46                                       | 12                  | 5                  | 10                 | 10                   | 10                   | 2.2                                      | 3.2                 | 1.2                | 2.1                | 1.8                  | 3.7                  |
| SEPARATED                         | 31                                       | 2                   | 3                  | 8                  | 10                   | 8                    | 1.5                                      | 0.6                 | 0.8                | 1.7                | 1.8                  | 3.0                  |
| OTHER                             | 15                                       | 10                  | 2                  | 2                  | 2                    | 2                    | 0.7                                      | 2.6                 | 0.4                | 0.4                | -                    | 0.7                  |
| WIDOWED                           | 8  | -                   | 2                  | 1                  | 3                    | 2                    | 0.4                                      | -                   | 0.5                | 0.2                | 0.6                  | 0.7                  |
| DIVORCED                          | 76                                       | 4                   | 12                 | 27                 | 23                   | 10                   | 3.7                                      | 1.0                 | 3.0                | 5.5                | 4.3                  | 4.0                  |
| FATHER, HOUSEHOLDER               | 165                                      | 41                  | 26                 | 42                 | 31                   | 22                   | 8.0                                      | 10.9                | 7.2                | 8.6                | 5.9                  | 8.6                  |
| SINGLE (NEVER MARRIED)            | 56                                       | 27                  | 15                 | 11                 | 1                    | 2                    | 2.7                                      | 7.1                 | 3.9                | 2.3                | 0.2                  | 0.6                  |
| WIFE ABSENT                       | 39                                       | 12                  | 2                  | 8                  | 7                    | 10                   | 1.9                                      | 3.2                 | 0.4                | 1.7                | 1.4                  | 3.7                  |
| SEPARATED                         | 24                                       | 2                   | -                  | 7                  | 7                    | 8                    | 1.2                                      | 0.6                 | -                  | 1.3                | 1.4                  | 3.0                  |
| OTHER                             | 15                                       | 10                  | 2                  | 2                  | 2                    | 2                    | 0.7                                      | 2.6                 | 0.4                | 0.4                | -                    | 0.7                  |
| WIDOWED                           | 6  | -                   | 1                  | 1                  | 3                    | 2                    | 0.4                                      | -                   | 0.3                | 0.2                | 0.6                  | 0.7                  |
| DIVORCED                          | 62                                       | 2                   | 10                 | 21                 | 23                   | 9                    | 3.1                                      | 0.6                 | 2.6                | 4.3                | 3.7                  | 3.6                  |
| <b>MALE</b>                       |  |                     |                    |                    |                      |                      |  |                     |                    |                    |                      |                      |
| TOTAL                             | 1 042                                    | 192                 | 194                | 262                | 269                  | 126                  | 100.0                                    | 100.0               | 100.0              | 100.0              | 100.0                | 100.0                |
| LIVING WITH MOTHER ONLY           | 936                                      | 170                 | 173                | 233                | 249                  | 110                  | 89.8                                     | 88.5                | 89.2               | 89.2               | 92.8                 | 87.9                 |
| SINGLE (NEVER MARRIED)            | 300                                      | 100                 | 60                 | 70                 | 45                   | 18                   | 28.8                                     | 55.4                | 31.0               | 26.8               | 16.9                 | 14.4                 |
| HUSBAND ABSENT                    | 324                                      | 49                  | 65                 | 84                 | 95                   | 31                   | 31.1                                     | 25.6                | 33.3               | 32.0               | 35.5                 | 25.0                 |
| HUSBAND IN ARMED FORCES           | 4  | 1                   | 2                  | -                  | -                    | -                    | 0.4                                      | 0.6                 | 1.1                | -                  | 6.2                  | -                    |
| SEPARATED                         | 271                                      | 35                  | 50                 | 73                 | 88                   | 25                   | 26.1                                     | 18.3                | 25.9               | 27.9               | 32.9                 | 19.7                 |
| OTHER                             | 49                                       | 13                  | 12                 | 11                 | 6                    | 7                    | 4.7                                      | 6.7                 | 6.3                | 4.1                | 2.4                  | 5.3                  |
| WIDOWED                           | 52                                       | 2                   | 5                  | 20                 | 16                   | 8                    | 5.0                                      | 1.0                 | 2.8                | 7.6                | 6.1                  | 6.6                  |
| DIVORCED                          | 260                                      | 12                  | 43                 | 60                 | 92                   | 53                   | 24.9                                     | 6.5                 | 22.2               | 22.8               | 34.2                 | 42.0                 |
| MOTHER, HOUSEHOLDER               | 785                                      | 126                 | 132                | 203                | 219                  | 105                  | 75.3                                     | 65.8                | 67.7               | 77.8               | 81.4                 | 83.6                 |
| SINGLE (NEVER MARRIED)            | 238                                      | 77                  | 46                 | 63                 | 37                   | 15                   | 22.8                                     | 40.1                | 23.6               | 24.0               | 13.7                 | 12.2                 |
| HUSBAND ABSENT                    | 278                                      | 41                  | 47                 | 75                 | 86                   | 30                   | 26.7                                     | 21.6                | 24.1               | 28.6               | 31.9                 | 23.8                 |
| HUSBAND IN ARMED FORCES           | 3  | 1                   | 2                  | -                  | -                    | -                    | 0.3                                      | 0.6                 | 1.1                | -                  | -                    | -                    |
| SEPARATED                         | 235                                      | 28                  | 39                 | 64                 | 80                   | 24                   | 22.6                                     | 14.7                | 19.9               | 24.5               | 29.8                 | 19.1                 |
| OTHER                             | 40                                       | 12                  | 6                  | 11                 | 5                    | 6                    | 3.8                                      | 6.3                 | 3.1                | 4.1                | 2.0                  | 4.7                  |
| WIDOWED                           | 43                                       | -                   | 3                  | 16                 | 15                   | 8                    | 4.1                                      | -                   | 1.6                | 6.2                | 5.7                  | 6.6                  |
| DIVORCED                          | 226                                      | 8                   | 36                 | 49                 | 81                   | 52                   | 21.7                                     | 4.1                 | 18.4               | 18.9               | 36.1                 | 41.1                 |
| LIVING WITH FATHER ONLY           | 106                                      | 22                  | 21                 | 28                 | 19                   | 15                   | 10.2                                     | 11.5                | 10.8               | 10.8               | 7.2                  | 12.1                 |
| SINGLE (NEVER MARRIED)            | 38                                       | 13                  | 12                 | 8                  | 3                    | 2                    | 3.7                                      | 7.0                 | 6.4                | 3.1                | 1.1                  | 1.3                  |
| WIFE ABSENT                       | 26                                       | 6                   | 5                  | 4                  | 5                    | 7                    | 2.5                                      | 3.3                 | 2.5                | 1.4                | 1.7                  | 5.2                  |
| SEPARATED                         | 2  | 2                   | 3                  | 4                  | 5                    | 5                    | 1.8                                      | 1.1                 | 1.7                | 1.4                | 1.7                  | 3.7                  |
| OTHER                             | 8  | 4                   | 2                  | -                  | -                    | 2                    | 0.7                                      | 2.2                 | 0.8                | -                  | -                    | 1.5                  |
| WIDOWED                           | 4  | -                   | -                  | 1                  | 2                    | 1                    | 0.4                                      | -                   | -                  | 0.5                | 0.8                  | 0.8                  |
| DIVORCED                          | 37                                       | 2                   | 4                  | 15                 | 10                   | 6                    | 3.6                                      | 1.2                 | 1.8                | 5.8                | 3.7                  | 4.9                  |
| FATHER, HOUSEHOLDER               | 86                                       | 18                  | 14                 | 22                 | 16                   | 15                   | 8.2                                      | 9.6                 | 7.2                | 8.6                | 5.9                  | 12.1                 |
| SINGLE (NEVER MARRIED)            | 29                                       | 11                  | 9                  | 7                  | 1                    | 2                    | 2.8                                      | 6.0                 | 4.6                | 2.5                | 0.3                  | 1.3                  |
| WIFE ABSENT                       | 23                                       | 6                   | 2                  | 4                  | 5                    | 7                    | 2.2                                      | 3.3                 | 0.8                | 1.4                | 1.7                  | 5.2                  |
| SEPARATED                         | 15                                       | 2                   | -                  | 4                  | 5                    | 5                    | 1.5                                      | 1.1                 | -                  | 1.4                | 1.7                  | 3.7                  |
| OTHER                             | 8  | 4                   | 2                  | -                  | -                    | 2                    | 0.7                                      | 2.2                 | 0.8                | -                  | -                    | 1.5                  |
| WIDOWED                           | 4  | -                   | -                  | 1                  | 2                    | 1                    | 0.4                                      | -                   | -                  | 0.5                | 0.8                  | 0.8                  |
| DIVORCED                          | 29                                       | 1                   | 4                  | 11                 | 8                    | 6                    | 2.8                                      | 0.3                 | 1.8                | 4.1                | 3.0                  | 4.9                  |
| <b>FEMALE</b>                     |  |                     |                    |                    |                      |                      |  |                     |                    |                    |                      |                      |
| TOTAL                             | 1 006                                    | 185                 | 200                | 226                | 261                  | 134                  | 100.0                                    | 100.0               | 100.0              | 100.0              | 100.0                | 100.0                |
| LIVING WITH MOTHER ONLY           | 910                                      | 161                 | 182                | 201                | 241                  | 125                  | 90.4                                     | 87.0                | 91.0               | 89.0               | 92.3                 | 93.1                 |
| SINGLE (NEVER MARRIED)            | 300                                      | 90                  | 94                 | 61                 | 39                   | 15                   | 29.8                                     | 48.7                | 47.1               | 27.2               | 14.9                 | 11.2                 |
| HUSBAND ABSENT                    | 272                                      | 43                  | 39                 | 72                 | 70                   | 48                   | 27.0                                     | 23.5                | 19.5               | 31.8               | 26.7                 | 35.7                 |
| HUSBAND IN ARMED FORCES           | 2  | -                   | -                  | 2                  | -                    | -                    | 0.2                                      | -                   | -                  | 0.9                | -                    | -                    |
| SEPARATED                         | 228                                      | 38                  | 34                 | 59                 | 59                   | 37                   | 22.7                                     | 20.8                | 17.1               | 26.2               | 22.6                 | 28.0                 |
| OTHER                             | 41                                       | 5                   | 5                  | 11                 | 11                   | 10                   | 4.1                                      | 2.7                 | 2.4                | 4.7                | 4.1                  | 7.7                  |
| WIDOWED                           | 58                                       | 1                   | 9                  | 11                 | 22                   | 15                   | 5.8                                      | 0.7                 | 4.5                | 5.0                | 8.5                  | 10.9                 |
| DIVORCED                          | 280                                      | 26                  | 40                 | 56                 | 110                  | 47                   | 27.8                                     | 14.1                | 19.9               | 24.9               | 42.2                 | 35.3                 |
| MOTHER, HOUSEHOLDER               | 732                                      | 103                 | 138                | 158                | 217                  | 117                  | 72.8                                     | 55.8                | 68.8               | 69.8               | 83.2                 | 67.2                 |
| SINGLE (NEVER MARRIED)            | 212                                      | 49                  | 70                 | 50                 | 30                   | 13                   | 21.1                                     | 26.6                | 34.9               | 22.0               | 11.6                 | 9.8                  |
| HUSBAND ABSENT                    | 232                                      | 32                  | 34                 | 59                 | 64                   | 43                   | 23.0                                     | 17.2                | 16.9               | 26.0               | 24.4                 | 32.5                 |
| HUSBAND IN ARMED FORCES           | 2  | -                   | -                  | 2                  | -                    | -                    | 0.2                                      | -                   | -                  | 0.9                | -                    | -                    |
| SEPARATED                         | 199                                      | 30                  | 31                 | 50                 | 55                   | 33                   | 19.8                                     | 16.0                | 15.4               | 22.2               | 21.1                 | 24.8                 |
| OTHER                             | 31                                       | 2                   | 3                  | 6                  | 9                    | 10                   | 3.1                                      | 1.2                 | 1.5                | 2.9                | 3.4                  | 7.7                  |
| WIDOWED                           | 56                                       | -                   | 9                  | 11                 | 21                   | 15                   | 5.6                                      | -                   | 4.5                | 5.0                | 8.1                  | 10.9                 |
| DIVORCED                          | 233                                      | 22                  | 25                 | 38                 | 102                  | 45                   | 23.1                                     | 12.0                | 12.5               | 16.8               | 39.0                 | 34.0                 |
| LIVING WITH FATHER ONLY           | 96                                       | 24                  | 18                 | 25                 | 20                   | 9                    | 9.6                                      | 13.0                | 9.0                | 11.0               | 7.7                  | 6.9                  |
| SINGLE (NEVER MARRIED)            | 34                                       | 17                  | 8                  | 7                  | 1                    | 1                    | 3.4                                      | 9.2                 | 3.8                | 3.1                | 0.4                  | 0.7                  |
| WIFE ABSENT                       | 20                                       | 6                   | -                  | 6                  | 5                    | 3                    | 2.0                                      | 3.0                 | -                  | 2.8                | 1.9                  | 2.3                  |
| SEPARATED                         | 12                                       | -                   | -                  | 4                  | 5                    | 3                    | 1.2                                      | -                   | -                  | 1.9                | 1.9                  | 2.3                  |
| OTHER                             | 7  | 6                   | -                  | 2                  | -                    | -                    | 0.7                                      | 3.0                 | -                  | 0.9                | -                    | -                    |
| WIDOWED                           | 4  | -                   | 2                  | 1                  | 1                    | 1                    | 0.4                                      | -                   | 1.0                | -                  | 0.4                  | 0.7                  |
| DIVORCED                          | 38                                       | 1                   | 8                  | 12                 | 13                   | 4                    | 3.8                                      | 0.8                 | 4.2                | 5.1                | 4.9                  | 3.2                  |
| FATHER, HOUSEHOLDER               | 79                                       | 22                  | 14                 | 20                 | 15                   | 7                    | 7.8                                      | 12.1                | 7.1                | 8.7                | 5.9                  | 5.4                  |
| SINGLE (NEVER MARRIED)            | 27                                       | 15                  | 6                  | 5                  | -                    | -                    | 2.6                                      | 8.4                 | 3.2                | 2.1                | -                    | -                    |
| WIFE ABSENT                       | 16                                       | 6                   | -                  | 5                  | 3                    | 3                    | 1.6                                      | 3.0                 | -                  | 2.1                | 1.0                  | 2.3                  |
| SEPARATED                         | 8  | -                   | -                  | 3                  | 3                    | 3                    | 0.8                                      | -                   | -                  | 1.2                | 1.0                  | 2.3                  |
| OTHER                             | 7  | 6                   | -                  | 2                  | -                    | -                    | 0.7                                      | 3.0                 | -                  | 0.9                | -                    | -                    |
| WIDOWED                           | 3  | -                   | 1                  | -                  | 1                    | 1                    | 0.3                                      | -                   | 0.6                | -                  | 0.4                  | 0.7                  |
| DIVORCED                          | 33                                       | 1                   | 7                  | 10                 | 12                   | 3                    | 3.3                                      | 0.8                 | 3.3                | 4.6                | 4.5                  | 2.4                  |

<sup>1</sup>EXCLUDES PERSONS UNDER 18 YEARS OLD WHO ARE HUSBANDS OR WIVES AND OTHER PERSONS MAINTAINING HOUSEHOLDS OR RELATED AND UNRELATED SUBFAMILIES.

<sup>2</sup>PERSONS OF SPANISH ORIGIN MAY BE OF ANY RACE.

**Table 6. Marital Status of Persons 15 Years and Over, by Family Status, Age, Sex, Race, and Hispanic Origin: March 1988**

[NUMBERS IN THOUSANDS. FOR MEANING OF SYMBOLS, SEE TEXT]

| SUBJECT                                | TOTAL,<br>15 YEARS<br>AND OVER | AGE (YEARS) |             |             |             |             |             |             |             |                |
|--|--------------------------------|-------------|-------------|-------------|-------------|-------------|-------------|-------------|-------------|----------------|
|  |                                | 15 TO<br>19 | 20 TO<br>24 | 25 TO<br>29 | 30 TO<br>34 | 35 TO<br>44 | 45 TO<br>54 | 55 TO<br>64 | 65 TO<br>74 | 75 AND<br>OVER |
| <b>ALL RACES</b>                       |                                |             |             |             |             |             |             |             |             |                |
| <b>MALE</b>                            |                                |             |             |             |             |             |             |             |             |                |
| TOTAL . . . . .                        | 90 284                         | 9 089       | 9 254       | 10 669      | 10 651      | 17 077      | 11 520      | 10 186      | 7 736       | 4 101          |
| HOUSEHOLDER . . . . .                  | 62 773                         | 211         | 2 884       | 6 799       | 7 980       | 14 477      | 10 295      | 9 327       | 7 113       | 3 688          |
| FAMILY HOUSEHOLDER . . . . .           | 51 464                         | 97          | 1 733       | 4 953       | 6 416       | 12 271      | 9 035       | 8 181       | 6 023       | 2 754          |
| NONFAMILY HOUSEHOLDER . . . . .        | 11 310                         | 114         | 1 151       | 1 846       | 1 564       | 2 206       | 1 260       | 1 146       | 1 089       | 934            |
| LIVING ALONE . . . . .                 | 8 788                          | 60          | 593         | 1 239       | 1 130       | 1 776       | 1 037       | 1 040       | 1 014       | 899            |
| WITH NONRELATIVES . . . . .            | 2 521                          | 53          | 558         | 607         | 434         | 431         | 223         | 105         | 76          | 34             |
| ONE MALE 15 YEARS AND OVER . . . . .   | 825                            | 23          | 219         | 196         | 141         | 116         | 69          | 32          | 16          | 12             |
| ONE FEMALE 15 YEARS AND OVER . . . . . | 1 102                          | 23          | 199         | 273         | 198         | 194         | 107         | 39          | 49          | 21             |
| ALL OTHER . . . . .                    | 594                            | 7           | 140         | 138         | 95          | 120         | 47          | 34          | 11          | 1              |
| NOT HOUSEHOLDER . . . . .              | 27 510                         | 8 878       | 6 370       | 3 870       | 2 672       | 2 600       | 1 226       | 859         | 623         | 413            |
| IN FAMILIES . . . . .                  | 23 358                         | 8 639       | 5 451       | 2 893       | 1 894       | 1 958       | 906         | 720         | 540         | 357            |
| NOT IN FAMILIES . . . . .              | 4 153                          | 240         | 919         | 977         | 778         | 641         | 319         | 139         | 83          | 56             |
| MARRIED, WIFE PRESENT . . . . .        | 52 613                         | 86          | 1 779       | 5 186       | 6 637       | 12 565      | 9 156       | 8 312       | 6 152       | 2 739          |
| HOUSEHOLDER . . . . .                  | 48 748                         | 63          | 1 492       | 4 668       | 6 067       | 11 632      | 8 594       | 7 846       | 5 797       | 2 589          |
| NOT HOUSEHOLDER . . . . .              | 3 864                          | 23          | 288         | 518         | 570         | 933         | 562         | 466         | 355         | 150            |
| MARRIED, WIFE ABSENT . . . . .         | 2 620                          | 26          | 147         | 294         | 415         | 718         | 429         | 290         | 182         | 119            |
| HOUSEHOLDER . . . . .                  | 1 671                          | 4           | 53          | 147         | 223         | 472         | 311         | 221         | 148         | 91             |
| FAMILY HOUSEHOLDER . . . . .           | 437                            | -           | 17          | 44          | 69          | 142         | 84          | 52          | 11          | 18             |
| NONFAMILY HOUSEHOLDER . . . . .        | 1 233                          | 4           | 36          | 102         | 155         | 330         | 228         | 170         | 137         | 72             |
| LIVING ALONE . . . . .                 | 1 056                          | 4           | 23          | 82          | 117         | 291         | 190         | 158         | 118         | 72             |
| WITH NONRELATIVES . . . . .            | 177                            | -           | 13          | 20          | 38          | 38          | 38          | 11          | 19          | -              |
| ONE MALE 15 YEARS AND OVER . . . . .   | 61                             | -           | 6           | 7           | 17          | 17          | 10          | 4           | -           | -              |
| ONE FEMALE 15 YEARS AND OVER . . . . . | 71                             | -           | 6           | 9           | 13          | 9           | 15          | 4           | 15          | -              |
| ALL OTHER . . . . .                    | 45                             | -           | 1           | 4           | 7           | 13          | 12          | 3           | 4           | -              |
| NOT HOUSEHOLDER . . . . .              | 949                            | 22          | 94          | 148         | 192         | 246         | 118         | 69          | 33          | 28             |
| IN FAMILIES . . . . .                  | 559                            | 22          | 71          | 84          | 116         | 124         | 52          | 49          | 24          | 17             |
| NOT IN FAMILIES . . . . .              | 390                            | -           | 23          | 63          | 76          | 121         | 66          | 20          | 10          | 11             |
| WIDOWED . . . . .                      | 2 293                          | 2           | 8           | 14          | 19          | 78          | 152         | 380         | 670         | 970            |
| HOUSEHOLDER . . . . .                  | 1 920                          | -           | 5           | 11          | 15          | 51          | 122         | 324         | 591         | 802            |
| FAMILY HOUSEHOLDER . . . . .           | 491                            | -           | -           | 7           | 7           | 28          | 65          | 139         | 130         | 115            |
| NONFAMILY HOUSEHOLDER . . . . .        | 1 429                          | -           | 5           | 4           | 8           | 23          | 57          | 185         | 461         | 686            |
| LIVING ALONE . . . . .                 | 1 358                          | -           | 3           | 2           | 5           | 20          | 46          | 176         | 437         | 669            |
| WITH NONRELATIVES . . . . .            | 71                             | -           | 2           | 2           | 2           | 3           | 11          | 9           | 25          | 17             |
| ONE MALE 15 YEARS AND OVER . . . . .   | 12                             | -           | -           | -           | -           | 2           | -           | 2           | 2           | 5              |
| ONE FEMALE 15 YEARS AND OVER . . . . . | 45                             | -           | 2           | 2           | -           | 1           | 7           | 2           | 2D          | 11             |
| ALL OTHER . . . . .                    | 14                             | -           | -           | -           | 2           | -           | 4           | 4           | 3           | 1              |
| NOT HOUSEHOLDER . . . . .              | 373                            | 2           | 3           | 3           | 4           | 28          | 30          | 56          | 79          | 169            |
| IN FAMILIES . . . . .                  | 291                            | 2           | 3           | 3           | 4           | 13          | 16          | 44          | 66          | 140            |
| NOT IN FAMILIES . . . . .              | 82                             | -           | -           | -           | -           | 14          | 14          | 12          | 13          | 29             |
| DIVORCED . . . . .                     | 5 771                          | 46          | 126         | 556         | 915         | 1 831       | 1 132       | 703         | 360         | 100            |
| HOUSEHOLDER . . . . .                  | 3 957                          | -           | 39          | 288         | 505         | 1 302       | 892         | 556         | 293         | 82             |
| FAMILY HOUSEHOLDER . . . . .           | 898                            | -           | 6           | 57          | 134         | 341         | 223         | 91          | 39          | 7              |
| NONFAMILY HOUSEHOLDER . . . . .        | 3 059                          | -           | 33          | 231         | 370         | 960         | 669         | 466         | 254         | 75             |
| LIVING ALONE . . . . .                 | 2 419                          | -           | 19          | 159         | 242         | 720         | 547         | 427         | 238         | 68             |
| WITH NONRELATIVES . . . . .            | 640                            | -           | 14          | 72          | 128         | 241         | 122         | 39          | 17          | 8              |
| ONE MALE 15 YEARS AND OVER . . . . .   | 137                            | -           | 4           | 28          | 21          | 41          | 26          | 10          | 8           | 1              |
| ONE FEMALE 15 YEARS AND OVER . . . . . | 341                            | -           | 9           | 32          | 73          | 124         | 69          | 17          | 9           | 7              |
| ALL OTHER . . . . .                    | 162                            | -           | 1           | 12          | 35          | 76          | 26          | 12          | -           | -              |
| NOT HOUSEHOLDER . . . . .              | 1 814                          | 46          | 87          | 268         | 411         | 529         | 241         | 147         | 67          | 18             |
| IN FAMILIES . . . . .                  | 950                            | 43          | 59          | 173         | 195         | 269         | 76          | 87          | 34          | 14             |
| NOT IN FAMILIES . . . . .              | 864                            | 3           | 29          | 95          | 216         | 260         | 164         | 60          | 33          | 4              |
| SINGLE (NEVER MARRIED) . . . . .       | 26 987                         | 8 928       | 7 193       | 4 619       | 2 665       | 1 884       | 651         | 501         | 372         | 173            |
| HOUSEHOLDER . . . . .                  | 6 477                          | 144         | 1 295       | 1 686       | 1 169       | 1 021       | 375         | 380         | 283         | 124            |
| FAMILY HOUSEHOLDER . . . . .           | 889                            | 34          | 218         | 177         | 139         | 127         | 68          | 55          | 47          | 25             |
| NONFAMILY HOUSEHOLDER . . . . .        | 5 588                          | 110         | 1 078       | 1 509       | 1 031       | 893         | 307         | 325         | 236         | 100            |
| LIVING ALONE . . . . .                 | 3 955                          | 57          | 548         | 995         | 765         | 745         | 254         | 279         | 221         | 91             |
| WITH NONRELATIVES . . . . .            | 1 833                          | 53          | 530         | 513         | 266         | 148         | 53          | 46          | 15          | 9              |
| ONE MALE 15 YEARS AND OVER . . . . .   | 614                            | 23          | 209         | 161         | 103         | 56          | 33          | 16          | 5           | 6              |
| ONE FEMALE 15 YEARS AND OVER . . . . . | 646                            | 23          | 182         | 230         | 112         | 61          | 15          | 15          | 6           | 3              |
| ALL OTHER . . . . .                    | 373                            | 7           | 138         | 122         | 50          | 32          | 5           | 15          | 4           | -              |
| NOT HOUSEHOLDER . . . . .              | 20 510                         | 8 785       | 5 898       | 2 933       | 1 496       | 864         | 276         | 122         | 89          | 49             |
| IN FAMILIES . . . . .                  | 17 731                         | 8 548       | 5 040       | 2 124       | 1 017       | 623         | 202         | 75          | 61          | 40             |
| NOT IN FAMILIES . . . . .              | 2 779                          | 236         | 858         | 809         | 479         | 241         | 74          | 46          | 28          | 8              |

**Table 6. Marital Status of Persons 15 Years and Over, by Family Status, Age, Sex, Race, and Hispanic Origin: March 1988—Continued**

[NUMBERS IN THOUSANDS. FOR MEANING OF SYMBOLS, SEE TEXT]

| SUBJECT                                | TOTAL,<br>15 YEARS<br>AND OVER | AGE (YEARS) |             |             |             |             |             |             |             |                |
|--|--------------------------------|-------------|-------------|-------------|-------------|-------------|-------------|-------------|-------------|----------------|
|  |                                | 15 TO<br>19 | 20 TO<br>24 | 25 TO<br>29 | 30 TO<br>34 | 35 TO<br>44 | 45 TO<br>54 | 55 TO<br>64 | 65 TO<br>74 | 75 AND<br>OVER |
| <b>ALL RACES--CONTINUED</b>            |                                |             |             |             |             |             |             |             |             |                |
| <b>FEMALE</b>                          |                                |             |             |             |             |             |             |             |             |                |
| TOTAL . . . . .                        | 98 168                         | 8 907       | 9 586       | 10 854      | 10 795      | 17 606      | 12 275      | 11 456      | 9 736       | 6 955          |
| HOUSEHOLDER . . . . .                  | 28 293                         | 242         | 1 891       | 2 815       | 2 989       | 4 846       | 3 336       | 3 519       | 4 298       | 4 357          |
| FAMILY HOUSEHOLDER . . . . .           | 13 669                         | 125         | 971         | 1 623       | 2 016       | 3 581       | 2 104       | 1 525       | 997         | 727            |
| NONFAMILY HOUSEHOLDER . . . . .        | 14 624                         | 118         | 920         | 1 192       | 974         | 1 265       | 1 232       | 1 994       | 3 300       | 3 630          |
| LIVING ALONE . . . . .                 | 13 101                         | 66          | 525         | 879         | 771         | 1 061       | 1 094       | 1 933       | 3 229       | 3 541          |
| WITH NONRELATIVES . . . . .            | 1 523                          | 51          | 394         | 312         | 203         | 204         | 138         | 61          | 72          | 89             |
| ONE MALE 15 YEARS AND OVER . . . . .   | 683                            | 21          | 138         | 142         | 103         | 105         | 73          | 40          | 36          | 25             |
| ONE FEMALE 15 YEARS AND OVER . . . . . | 657                            | 23          | 204         | 133         | 81          | 68          | 46          | 17          | 24          | 60             |
| ALL OTHER . . . . .                    | 183                            | 7           | 52          | 37          | 18          | 30          | 19          | 4           | 12          | 3              |
| NOT HOUSEHOLDER . . . . .              | 69 875                         | 8 664       | 7 695       | 8 040       | 7 805       | 12 759      | 8 939       | 7 937       | 5 438       | 2 597          |
| IN FAMILIES . . . . .                  | 66 324                         | 8 314       | 6 785       | 7 263       | 7 381       | 12 293      | 8 715       | 7 786       | 5 343       | 2 444          |
| NOT IN FAMILIES . . . . .              | 3 551                          | 350         | 910         | 777         | 424         | 466         | 224         | 151         | 95          | 153            |
| <b>MARRIED, HUSBAND PRESENT</b>        |                                |             |             |             |             |             |             |             |             |                |
| HOUSEHOLDER . . . . .                  | 52 613                         | 365         | 3 113       | 6 226       | 7 256       | 12 499      | 8 785       | 7 715       | 5 010       | 1 643          |
| FAMILY HOUSEHOLDER . . . . .           | 3 061                          | 24          | 228         | 417         | 486         | 816         | 474         | 370         | 191         | 54             |
| NONFAMILY HOUSEHOLDER . . . . .        | 49 552                         | 342         | 2 885       | 5 810       | 6 770       | 11 683      | 8 310       | 7 344       | 4 819       | 1 589          |
| <b>MARRIED, HUSBAND ABSENT</b>         |                                |             |             |             |             |             |             |             |             |                |
| HOUSEHOLDER . . . . .                  | 3 610                          | 70          | 306         | 529         | 557         | 928         | 567         | 383         | 182         | 89             |
| FAMILY HOUSEHOLDER . . . . .           | 2 758                          | 16          | 151         | 339         | 431         | 784         | 503         | 322         | 152         | 70             |
| NONFAMILY HOUSEHOLDER . . . . .        | 1 922                          | 12          | 122         | 277         | 359         | 631         | 348         | 132         | 34          | 7              |
| LIVING ALONE . . . . .                 | 846                            | 4           | 29          | 63          | 72          | 152         | 156         | 189         | 118         | 64             |
| WITH NONRELATIVES . . . . .            | 78                             | 4           | 23          | 50          | 59          | 135         | 134         | 186         | 113         | 64             |
| ONE MALE 15 YEARS AND OVER . . . . .   | 46                             | —           | 5           | 12          | 13          | 18          | 21          | 3           | 5           | —              |
| ONE FEMALE 15 YEARS AND OVER . . . . . | 20                             | —           | 3           | 5           | 6           | 11          | 15          | 3           | 3           | —              |
| ALL OTHER . . . . .                    | 12                             | —           | —           | 6           | 1           | —           | 4           | —           | 2           | —              |
| NOT HOUSEHOLDER . . . . .              | 843                            | 54          | 155         | 190         | 126         | 144         | 64          | 61          | 30          | 19             |
| IN FAMILIES . . . . .                  | 617                            | 52          | 127         | 126         | 95          | 84          | 46          | 44          | 26          | 15             |
| NOT IN FAMILIES . . . . .              | 226                            | 1           | 28          | 64          | 31          | 60          | 18          | 17          | 3           | 4              |
| <b>WIDOWED</b>                         |                                |             |             |             |             |             |             |             |             |                |
| HOUSEHOLDER . . . . .                  | 11 239                         | 2           | 22          | 52          | 69          | 328         | 718         | 1 915       | 3 535       | 4 599          |
| FAMILY HOUSEHOLDER . . . . .           | 9 628                          | —           | 6           | 34          | 58          | 288         | 635         | 1 678       | 3 160       | 3 769          |
| NONFAMILY HOUSEHOLDER . . . . .        | 2 604                          | —           | 6           | 23          | 57          | 236         | 415         | 649         | 616         | 602            |
| LIVING ALONE . . . . .                 | 7 024                          | —           | —           | 11          | 2           | 52          | 220         | 1 029       | 2 544       | 3 167          |
| WITH NONRELATIVES . . . . .            | 6 840                          | —           | —           | 9           | 1           | 37          | 204         | 1 004       | 2 495       | 3 090          |
| ONE MALE 15 YEARS AND OVER . . . . .   | 185                            | —           | —           | 3           | —           | 15          | 16          | 25          | 49          | 76             |
| ONE FEMALE 15 YEARS AND OVER . . . . . | 76                             | —           | —           | —           | —           | 9           | 11          | 14          | 22          | 20             |
| ALL OTHER . . . . .                    | 92                             | —           | —           | 3           | —           | 1           | 5           | 8           | 20          | 53             |
| NOT HOUSEHOLDER . . . . .              | 1 717                          | 2           | 16          | 18          | 10          | 40          | 83          | 237         | 375         | 430            |
| IN FAMILIES . . . . .                  | 1 360                          | 2           | 10          | 12          | 6           | 27          | 52          | 180         | 334         | 736            |
| NOT IN FAMILIES . . . . .              | 252                            | —           | 6           | 6           | 4           | 13          | 31          | 57          | 41          | 94             |
| <b>DIVORCED</b>                        |                                |             |             |             |             |             |             |             |             |                |
| HOUSEHOLDER . . . . .                  | 8 197                          | 75          | 286         | 846         | 1 175       | 2 491       | 1 584       | 986         | 565         | 190            |
| FAMILY HOUSEHOLDER . . . . .           | 6 527                          | 9           | 132         | 541         | 907         | 2 078       | 1 350       | 870         | 490         | 149            |
| NONFAMILY HOUSEHOLDER . . . . .        | 3 633                          | 6           | 95          | 358         | 665         | 1 548       | 759         | 294         | 88          | 19             |
| LIVING ALONE . . . . .                 | 2 694                          | 3           | 37          | 183         | 242         | 530         | 591         | 576         | 402         | 130            |
| WITH NONRELATIVES . . . . .            | 2 373                          | 2           | 23          | 126         | 176         | 445         | 526         | 556         | 389         | 127            |
| ONE MALE 15 YEARS AND OVER . . . . .   | 321                            | 1           | 14          | 57          | 64          | 85          | 65          | 20          | 13          | 3              |
| ONE FEMALE 15 YEARS AND OVER . . . . . | 203                            | —           | 10          | 28          | 46          | 53          | 37          | 17          | 10          | 3              |
| ALL OTHER . . . . .                    | 83                             | —           | 2           | 26          | 11          | 22          | 19          | 2           | 2           | —              |
| NOT HOUSEHOLDER . . . . .              | 34                             | 1           | 2           | 3           | 6           | 9           | 10          | 1           | 2           | —              |
| IN FAMILIES . . . . .                  | 1 670                          | 66          | 153         | 305         | 267         | 413         | 233         | 116         | 75          | 42             |
| NOT IN FAMILIES . . . . .              | 839                            | 53          | 90          | 124         | 122         | 168         | 125         | 70          | 55          | 30             |
| LIVING ALONE . . . . .                 | 632                            | 13          | 64          | 181         | 145         | 245         | 108         | 45          | 19          | 12             |
| <b>SINGLE (NEVER MARRIED)</b>          |                                |             |             |             |             |             |             |             |             |                |
| HOUSEHOLDER . . . . .                  | 22 509                         | 8 394       | 5 859       | 3 201       | 1 739       | 1 359       | 621         | 458         | 445         | 433            |
| FAMILY HOUSEHOLDER . . . . .           | 6 310                          | 194         | 1 373       | 1 484       | 1 108       | 880         | 373         | 279         | 304         | 316            |
| NONFAMILY HOUSEHOLDER . . . . .        | 2 250                          | 83          | 519         | 549         | 450         | 350         | 107         | 79          | 68          | 46             |
| LIVING ALONE . . . . .                 | 4 059                          | 111         | 854         | 934         | 658         | 531         | 266         | 200         | 236         | 270            |
| WITH NONRELATIVES . . . . .            | 3 120                          | 61          | 479         | 694         | 533         | 444         | 230         | 167         | 232         | 261            |
| ONE MALE 15 YEARS AND OVER . . . . .   | 940                            | 50          | 375         | 240         | 125         | 87          | 36          | 12          | 5           | 9              |
| ONE FEMALE 15 YEARS AND OVER . . . . . | 358                            | 21          | 125         | 109         | 51          | 32          | 10          | 5           | 1           | 2              |
| ALL OTHER . . . . .                    | 462                            | 23          | 200         | 103         | 63          | 38          | 20          | 7           | 2           | 7              |
| NOT HOUSEHOLDER . . . . .              | 120                            | 6           | 51          | 28          | 11          | 17          | 6           | —           | 2           | —              |
| IN FAMILIES . . . . .                  | 16 199                         | 8 200       | 4 486       | 1 717       | 631         | 479         | 248         | 179         | 141         | 117            |
| NOT IN FAMILIES . . . . .              | 13 995                         | 7 867       | 3 680       | 1 198       | 397         | 337         | 182         | 150         | 109         | 75             |
| LIVING ALONE . . . . .                 | 2 204                          | 333         | 806         | 519         | 234         | 142         | 66          | 28          | 32          | 42             |

Table 6. Marital Status of Persons 15 Years and Over, by Family Status, Age, Sex, Race, and Hispanic Origin: March 1988—Continued

[NUMBERS IN THOUSANDS. FOR MEANING OF SYMBOLS, SEE TEXT]

| SUBJECT                                 | TOTAL,<br>15 YEARS<br>AND OVER | AGE (YEARS) |             |             |             |             |             |             |             |                |
|---|--------------------------------|-------------|-------------|-------------|-------------|-------------|-------------|-------------|-------------|----------------|
|   |                                | 15 TO<br>19 | 20 TO<br>24 | 25 TO<br>29 | 30 TO<br>34 | 35 TO<br>44 | 45 TO<br>54 | 55 TO<br>64 | 65 TO<br>74 | 75 AND<br>OVER |
| <b>WHITE</b>                            |                                |             |             |             |             |             |             |             |             |                |
| <b>MALE</b>                             |                                |             |             |             |             |             |             |             |             |                |
| TOTAL . . . . .                         | 77 823                         | 7 399       | 7 746       | 9 051       | 9 108       | 14 822      | 10 014      | 9 034       | 6 967       | 3 682          |
| HOUSEHOLDER . . . . .                   | 55 927                         | 188         | 2 542       | 5 960       | 7 119       | 12 781      | 9 095       | 8 479       | 6 453       | 3 310          |
| FAMILY HOUSEHOLDER . . . . .            | 46 335                         | 90          | 1 520       | 4 367       | 5 782       | 10 954      | 8 064       | 7 527       | 5 534       | 2 499          |
| NONFAMILY HOUSEHOLDER . . . . .         | 9 592                          | 98          | 1 022       | 1 593       | 1 338       | 1 827       | 1 032       | 952         | 919         | 811            |
| LIVING ALONE . . . . .                  | 7 383                          | 47          | 511         | 1 051       | 958         | 1 468       | 842         | 864         | 856         | 783            |
| WITH NONRELATIVES . . . . .             | 2 209                          | 51          | 511         | 541         | 380         | 359         | 189         | 88          | 63          | 28             |
| ONE MALE 15 YEARS AND OVER . . . . .    | 746                            | 23          | 196         | 180         | 127         | 107         | 55          | 30          | 16          | 12             |
| ONE FEMALE 15 YEARS AND OVER . . . . .  | 951                            | 21          | 181         | 240         | 170         | 163         | 93          | 38          | 41          | 14             |
| ALL OTHER . . . . .                     | 503                            | 7           | 133         | 122         | 82          | 89          | 41          | 19          | 7           | 1              |
| NOT HOUSEHOLDER . . . . .               | 21 896                         | 7 211       | 5 204       | 3 091       | 1 988       | 2 041       | 919         | 556         | 514         | 372            |
| IN FAMILIES . . . . .                   | 18 557                         | 7 030       | 4 419       | 2 267       | 1 388       | 1 510       | 701         | 484         | 438         | 320            |
| NOT IN FAMILIES . . . . .               | 3 339                          | 181         | 785         | 824         | 601         | 531         | 218         | 71          | 77          | 53             |
| <b>MARRIED, WIFE PRESENT . . . . .</b>  |                                |             |             |             |             |             |             |             |             |                |
| HOUSEHOLDER . . . . .                   | 47 271                         | 86          | 1 596       | 4 555       | 5 943       | 11 162      | 8 190       | 7 627       | 5 617       | 2 495          |
| NOT HOUSEHOLDER . . . . .               | 44 170                         | 63          | 1 337       | 4 133       | 5 502       | 10 436      | 7 727       | 7 255       | 5 344       | 2 372          |
| TOTAL . . . . .                         | 3 101                          | 23          | 258         | 421         | 441         | 726         | 462         | 372         | 274         | 122            |
| <b>MARRIED, WIFE ABSENT . . . . .</b>   |                                |             |             |             |             |             |             |             |             |                |
| HOUSEHOLDER . . . . .                   | 1 901                          | 22          | 138         | 235         | 309         | 518         | 293         | 171         | 127         | 68             |
| NOT HOUSEHOLDER . . . . .               | 1 208                          | 4           | 51          | 115         | 167         | 331         | 225         | 152         | 101         | 63             |
| FAMILY HOUSEHOLDER . . . . .            | 321                            | -           | 17          | 38          | 55          | 104         | 58          | 35          | 7           | 8              |
| NONFAMILY HOUSEHOLDER . . . . .         | 887                            | 4           | 34          | 77          | 113         | 227         | 168         | 117         | 94          | 55             |
| LIVING ALONE . . . . .                  | 754                            | 4           | 21          | 60          | 84          | 205         | 138         | 107         | 80          | 54             |
| WITH NONRELATIVES . . . . .             | 134                            | -           | 13          | 17          | 29          | 22          | 30          | 10          | 13          | -              |
| ONE MALE 15 YEARS AND OVER . . . . .    | 43                             | -           | 6           | 4           | 13          | 11          | 5           | 4           | -           | -              |
| ONE FEMALE 15 YEARS AND OVER . . . . .  | 57                             | -           | 6           | 9           | 9           | 5           | 13          | 4           | 11          | -              |
| ALL OTHER . . . . .                     | 34                             | -           | 1           | 4           | 7           | 6           | 12          | 1           | 3           | -              |
| NOT HOUSEHOLDER . . . . .               | 693                            | 18          | 87          | 120         | 142         | 188         | 67          | 19          | 26          | 25             |
| IN FAMILIES . . . . .                   | 388                            | 18          | 64          | 64          | 77          | 89          | 31          | 13          | 17          | 15             |
| NOT IN FAMILIES . . . . .               | 305                            | -           | 23          | 56          | 65          | 99          | 36          | 6           | 9           | 10             |
| <b>WIDOWED . . . . .</b>                |                                |             |             |             |             |             |             |             |             |                |
| HOUSEHOLDER . . . . .                   | 1 921                          | 2           | 2           | 14          | 15          | 66          | 108         | 280         | 571         | 863            |
| NOT HOUSEHOLDER . . . . .               | 1 626                          | -           | 2           | 11          | 14          | 43          | 92          | 264         | 501         | 700            |
| FAMILY HOUSEHOLDER . . . . .            | 401                            | -           | -           | 7           | 6           | 24          | 50          | 115         | 108         | 91             |
| NONFAMILY HOUSEHOLDER . . . . .         | 1 224                          | -           | 2           | 4           | 8           | 19          | 42          | 149         | 392         | 610            |
| LIVING ALONE . . . . .                  | 1 168                          | -           | -           | 2           | 5           | 16          | 32          | 146         | 371         | 596            |
| WITH NONRELATIVES . . . . .             | 57                             | -           | 2           | 2           | 2           | 3           | 10          | 3           | 22          | 14             |
| ONE MALE 15 YEARS AND OVER . . . . .    | 9                              | -           | -           | -           | -           | 2           | -           | -           | 2           | 5              |
| ONE FEMALE 15 YEARS AND OVER . . . . .  | 39                             | -           | 2           | 2           | -           | 1           | 7           | 2           | 18          | 8              |
| ALL OTHER . . . . .                     | 8                              | -           | -           | -           | 2           | -           | 2           | 1           | 1           | 1              |
| NOT HOUSEHOLDER . . . . .               | 295                            | 2           | -           | 3           | 2           | 23          | 16          | 16          | 71          | 163            |
| IN FAMILIES . . . . .                   | 229                            | 2           | -           | 3           | 2           | 12          | 7           | 10          | 58          | 135            |
| NOT IN FAMILIES . . . . .               | 66                             | -           | -           | -           | -           | 11          | 9           | 6           | 12          | 28             |
| <b>DIVORCED . . . . .</b>               |                                |             |             |             |             |             |             |             |             |                |
| HOUSEHOLDER . . . . .                   | 4 844                          | 42          | 114         | 505         | 778         | 1 562       | 919         | 538         | 309         | 77             |
| NOT HOUSEHOLDER . . . . .               | 3 398                          | -           | 37          | 261         | 447         | 1 129       | 745         | 473         | 244         | 61             |
| FAMILY HOUSEHOLDER . . . . .            | 756                            | -           | 5           | 47          | 121         | 300         | 174         | 75          | 30          | 5              |
| NONFAMILY HOUSEHOLDER . . . . .         | 2 642                          | -           | 32          | 214         | 326         | 830         | 571         | 398         | 214         | 56             |
| LIVING ALONE . . . . .                  | 2 063                          | -           | 18          | 142         | 209         | 614         | 467         | 362         | 199         | 52             |
| WITH NONRELATIVES . . . . .             | 578                            | -           | 14          | 72          | 117         | 216         | 103         | 37          | 15          | 4              |
| ONE MALE 15 YEARS AND OVER . . . . .    | 128                            | -           | 4           | 27          | 18          | 39          | 21          | 10          | 8           | 1              |
| ONE FEMALE 15 YEARS AND OVER . . . . .  | 309                            | -           | 9           | 32          | 68          | 114         | 59          | 17          | 7           | 3              |
| ALL OTHER . . . . .                     | 141                            | -           | 1           | 12          | 32          | 63          | 23          | 10          | -           | -              |
| NOT HOUSEHOLDER . . . . .               | 1 447                          | 42          | 78          | 243         | 331         | 433         | 175         | 65          | 65          | 16             |
| IN FAMILIES . . . . .                   | 746                            | 38          | 51          | 158         | 154         | 207         | 56          | 37          | 33          | 12             |
| NOT IN FAMILIES . . . . .               | 701                            | 3           | 27          | 85          | 177         | 226         | 119         | 28          | 32          | 4              |
| <b>SINGLE (NEVER MARRIED) . . . . .</b> |                                |             |             |             |             |             |             |             |             |                |
| HOUSEHOLDER . . . . .                   | 21 886                         | 7 247       | 5 696       | 3 742       | 2 062       | 1 513       | 505         | 418         | 343         | 160            |
| NOT HOUSEHOLDER . . . . .               | 5 525                          | 121         | 1 115       | 1 439       | 989         | 841         | 306         | 335         | 264         | 114            |
| FAMILY HOUSEHOLDER . . . . .            | 687                            | 27          | 160         | 142         | 99          | 90          | 55          | 46          | 45          | 23             |
| NONFAMILY HOUSEHOLDER . . . . .         | 4 838                          | 94          | 955         | 1 297       | 891         | 752         | 251         | 289         | 219         | 91             |
| LIVING ALONE . . . . .                  | 3 398                          | 43          | 472         | 846         | 659         | 634         | 204         | 250         | 206         | 82             |
| WITH NONRELATIVES . . . . .             | 1 441                          | 51          | 482         | 451         | 231         | 117         | 47          | 39          | 14          | 9              |
| ONE MALE 15 YEARS AND OVER . . . . .    | 566                            | 23          | 187         | 148         | 96          | 54          | 30          | 16          | 5           | 6              |
| ONE FEMALE 15 YEARS AND OVER . . . . .  | 555                            | 21          | 164         | 197         | 94          | 43          | 13          | 15          | 5           | 3              |
| ALL OTHER . . . . .                     | 320                            | 7           | 131         | 106         | 42          | 20          | 4           | 7           | 3           | -              |
| NOT HOUSEHOLDER . . . . .               | 16 360                         | 7 126       | 4 781       | 2 303       | 1 073       | 671         | 199         | 83          | 79          | 46             |
| IN FAMILIES . . . . .                   | 14 128                         | 6 949       | 4 056       | 1 629       | 719         | 481         | 146         | 53          | 56          | 40             |
| NOT IN FAMILIES . . . . .               | 2 232                          | 177         | 725         | 673         | 354         | 190         | 53          | 30          | 23          | 6              |

Table 6. Marital Status of Persons 15 Years and Over, by Family Status, Age, Sex, Race, and Hispanic Origin: March 1988—Continued

[NUMBERS IN THOUSANDS. FOR MEANING OF SYMBOLS, SEE TEXT]

| SUBJECT                                | TOTAL,<br>15 YEARS<br>AND OVER | AGE (YEARS) |             |             |             |             |             |             |             |                |
|--|--------------------------------|-------------|-------------|-------------|-------------|-------------|-------------|-------------|-------------|----------------|
|  |                                | 15 TO<br>19 | 20 TO<br>24 | 25 TO<br>29 | 30 TO<br>34 | 35 TO<br>44 | 45 TO<br>54 | 55 TO<br>64 | 65 TO<br>74 | 75 AND<br>OVER |
| <b>WHITE--CONTINUED</b>                |                                |             |             |             |             |             |             |             |             |                |
| <b>FEMALE</b>                          |                                |             |             |             |             |             |             |             |             |                |
| TOTAL . . . . .                        | 83 518                         | 7 224       | 7 880       | 9 019       | 8 970       | 14 961      | 10 434      | 10 040      | 8 679       | 6 310          |
| HOUSEHOLDER . . . . .                  | 22 542                         | 189         | 1 479       | 2 128       | 2 157       | 3 645       | 2 481       | 2 791       | 3 734       | 3 938          |
| FAMILY HOUSEHOLDER . . . . .           | 9 709                          | 91          | 647         | 1 082       | 1 317       | 2 597       | 1 452       | 1 134       | 802         | 587            |
| NONFAMILY HOUSEHOLDER . . . . .        | 12 834                         | 97          | 832         | 1 046       | 841         | 1 048       | 1 029       | 1 657       | 2 932       | 3 351          |
| LIVING ALONE . . . . .                 | 11 489                         | 51          | 461         | 769         | 659         | 870         | 908         | 1 614       | 2 883       | 3 274          |
| WITH NONRELATIVES . . . . .            | 1 345                          | 47          | 371         | 277         | 181         | 178         | 121         | 43          | 49          | 77             |
| ONE MALE 15 YEARS AND OVER . . . . .   | 586                            | 21          | 131         | 127         | 87          | 89          | 61          | 25          | 27          | 18             |
| ONE FEMALE 15 YEARS AND OVER . . . . . | 603                            | 20          | 188         | 119         | 80          | 63          | 46          | 15          | 15          | 58             |
| ALL OTHER . . . . .                    | 156                            | 6           | 52          | 32          | 14          | 26          | 15          | 4           | 7           | 2              |
| NOT HOUSEHOLDER . . . . .              | 60 975                         | 7 035       | 6 401       | 6 891       | 6 813       | 11 316      | 7 952       | 7 249       | 4 946       | 2 372          |
| IN FAMILIES . . . . .                  | 57 956                         | 6 753       | 5 611       | 6 213       | 6 458       | 10 936      | 7 769       | 7 122       | 4 862       | 2 232          |
| NOT IN FAMILIES . . . . .              | 3 020                          | 282         | 790         | 679         | 355         | 380         | 184         | 127         | 83          | 140            |
| MARRIED, HUSBAND PRESENT . . . . .     | 47 185                         | 343         | 2 770       | 5 475       | 6 403       | 11 129      | 7 843       | 7 081       | 4 622       | 1 521          |
| HOUSEHOLDER . . . . .                  | 2 474                          | 24          | 188         | 337         | 380         | 657         | 369         | 308         | 165         | 45             |
| NOT HOUSEHOLDER . . . . .              | 44 711                         | 319         | 2 581       | 5 138       | 6 022       | 10 472      | 7 474       | 6 773       | 4 457       | 1 476          |
| MARRIED, HUSBAND ABSENT . . . . .      | 2 378                          | 57          | 231         | 393         | 344         | 579         | 341         | 235         | 125         | 74             |
| HOUSEHOLDER . . . . .                  | 1 762                          | 10          | 117         | 250         | 254         | 492         | 294         | 188         | 102         | 57             |
| FAMILY HOUSEHOLDER . . . . .           | 1 133                          | 10          | 89          | 192         | 198         | 385         | 176         | 59          | 19          | 7              |
| NONFAMILY HOUSEHOLDER . . . . .        | 628                            | -           | 28          | 58          | 56          | 107         | 118         | 129         | 84          | 50             |
| LIVING ALONE . . . . .                 | 566                            | -           | 22          | 47          | 45          | 93          | 103         | 125         | 80          | 50             |
| WITH NONRELATIVES . . . . .            | 62                             | -           | 5           | 11          | 10          | 14          | 15          | 3           | 3           | -              |
| ONE MALE 15 YEARS AND OVER . . . . .   | 35                             | -           | 3           | 5           | 3           | 9           | 9           | 3           | 3           | -              |
| ONE FEMALE 15 YEARS AND OVER . . . . . | 18                             | -           | 3           | 2           | 6           | 5           | 2           | -           | -           | -              |
| ALL OTHER . . . . .                    | 9                              | -           | -           | 4           | 1           | -           | 4           | -           | -           | -              |
| NOT HOUSEHOLDER . . . . .              | 616                            | 47          | 114         | 144         | 90          | 87          | 47          | 48          | 22          | 17             |
| IN FAMILIES . . . . .                  | 436                            | 46          | 90          | 93          | 63          | 45          | 30          | 34          | 19          | 15             |
| NOT IN FAMILIES . . . . .              | 180                            | 1           | 24          | 51          | 27          | 42          | 17          | 13          | 3           | 2              |
| WIDOWED . . . . .                      | 9 601                          | 2           | 15          | 49          | 43          | 236         | 515         | 1 529       | 3 072       | 4 140          |
| HOUSEHOLDER . . . . .                  | 8 264                          | -           | 6           | 34          | 34          | 202         | 453         | 1 351       | 2 779       | 3 406          |
| FAMILY HOUSEHOLDER . . . . .           | 1 956                          | -           | 6           | 23          | 32          | 164         | 278         | 478         | 501         | 475            |
| NONFAMILY HOUSEHOLDER . . . . .        | 6 308                          | -           | -           | 11          | 2           | 37          | 175         | 873         | 2 279       | 2 931          |
| LIVING ALONE . . . . .                 | 6 164                          | -           | -           | 9           | 1           | 31          | 159         | 857         | 2 244       | 2 861          |
| WITH NONRELATIVES . . . . .            | 144                            | -           | -           | 3           | -           | 6           | 16          | 15          | 35          | 69             |
| ONE MALE 15 YEARS AND OVER . . . . .   | 55                             | -           | -           | -           | -           | 4           | 11          | 7           | 18          | 15             |
| ONE FEMALE 15 YEARS AND OVER . . . . . | 80                             | -           | -           | 3           | -           | 1           | 5           | 6           | 12          | 53             |
| ALL OTHER . . . . .                    | 9                              | -           | -           | -           | -           | -           | -           | 2           | 5           | 2              |
| NOT HOUSEHOLDER . . . . .              | 1 336                          | 2           | 9           | 15          | 9           | 34          | 62          | 178         | 293         | 734            |
| IN FAMILIES . . . . .                  | 1 127                          | 2           | 3           | 9           | 5           | 23          | 37          | 133         | 263         | 651            |
| NOT IN FAMILIES . . . . .              | 209                            | -           | 6           | 6           | 4           | 11          | 25          | 45          | 30          | 83             |
| DIVORCED . . . . .                     | 6 884                          | 64          | 259         | 726         | 1 011       | 2 069       | 1 294       | 805         | 470         | 185            |
| HOUSEHOLDER . . . . .                  | 5 441                          | 9           | 119         | 455         | 783         | 1 704       | 1 102       | 712         | 414         | 143            |
| FAMILY HOUSEHOLDER . . . . .           | 3 056                          | 6           | 82          | 289         | 569         | 1 236       | 572         | 221         | 63          | 18             |
| NONFAMILY HOUSEHOLDER . . . . .        | 2 385                          | 3           | 37          | 166         | 213         | 469         | 530         | 491         | 351         | 125            |
| LIVING ALONE . . . . .                 | 2 093                          | 2           | 23          | 112         | 157         | 390         | 467         | 475         | 344         | 122            |
| WITH NONRELATIVES . . . . .            | 292                            | 1           | 14          | 54          | 57          | 79          | 63          | 15          | 7           | 3              |
| ONE MALE 15 YEARS AND OVER . . . . .   | 181                            | -           | 10          | 26          | 40          | 48          | 37          | 12          | 5           | 3              |
| ONE FEMALE 15 YEARS AND OVER . . . . . | 82                             | -           | 2           | 25          | 11          | 22          | 19          | 2           | 2           | -              |
| ALL OTHER . . . . .                    | 30                             | 1           | 2           | 3           | 5           | 9           | 8           | 1           | -           | -              |
| NOT HOUSEHOLDER . . . . .              | 1 443                          | 55          | 140         | 272         | 228         | 365         | 192         | 94          | 56          | 41             |
| IN FAMILIES . . . . .                  | 692                            | 43          | 77          | 109         | 97          | 149         | 96          | 55          | 36          | 30             |
| NOT IN FAMILIES . . . . .              | 751                            | 12          | 64          | 163         | 131         | 216         | 96          | 39          | 19          | 12             |
| SINGLE (NEVER MARRIED) . . . . .       | 17 470                         | 6 758       | 4 606       | 2 375       | 1 169       | 949         | 442         | 389         | 391         | 391            |
| HOUSEHOLDER . . . . .                  | 4 601                          | 146         | 1 049       | 1 052       | 707         | 590         | 264         | 232         | 274         | 288            |
| FAMILY HOUSEHOLDER . . . . .           | 1 089                          | 52          | 282         | 242         | 137         | 156         | 58          | 67          | 54          | 42             |
| NONFAMILY HOUSEHOLDER . . . . .        | 3 512                          | 94          | 767         | 810         | 570         | 435         | 206         | 165         | 219         | 246            |
| LIVING ALONE . . . . .                 | 2 666                          | 49          | 415         | 600         | 456         | 356         | 178         | 156         | 215         | 241            |
| WITH NONRELATIVES . . . . .            | 846                            | 46          | 352         | 210         | 114         | 79          | 27          | 9           | 5           | 5              |
| ONE MALE 15 YEARS AND OVER . . . . .   | 315                            | 21          | 119         | 96          | 44          | 28          | 5           | 2           | 1           | -              |
| ONE FEMALE 15 YEARS AND OVER . . . . . | 423                            | 20          | 184         | 89          | 62          | 35          | 20          | 7           | 2           | 5              |
| ALL OTHER . . . . .                    | 108                            | 5           | 50          | 25          | 8           | 17          | 3           | -           | 2           | -              |
| NOT HOUSEHOLDER . . . . .              | 12 869                         | 6 612       | 3 557       | 1 323       | 462         | 359         | 178         | 156         | 118         | 104            |
| IN FAMILIES . . . . .                  | 11 024                         | 6 345       | 2 866       | 870         | 279         | 252         | 132         | 130         | 86          | 63             |
| NOT IN FAMILIES . . . . .              | 1 844                          | 267         | 691         | 453         | 183         | 107         | 46          | 26          | 31          | 41             |

Table 6. Marital Status of Persons 15 Years and Over, by Family Status, Age, Sex, Race, and Hispanic Origin:  
March 1988—Continued

[NUMBERS IN THOUSANDS. FOR MEANING OF SYMBOLS, SEE TEXT]

| SUBJECT                                | TOTAL,<br>15 YEARS<br>AND OVER | AGE (YEARS) |             |             |             |             |             |             |             |                |
|--|--------------------------------|-------------|-------------|-------------|-------------|-------------|-------------|-------------|-------------|----------------|
|  |                                | 15 TO<br>19 | 20 TO<br>24 | 25 TO<br>29 | 30 TO<br>34 | 35 TO<br>44 | 45 TO<br>54 | 55 TO<br>64 | 65 TO<br>74 | 75 AND<br>OVER |
| <b>BLACK</b>                           |                                |             |             |             |             |             |             |             |             |                |
| <b>MALE</b>                            |                                |             |             |             |             |             |             |             |             |                |
| TOTAL . . . . .                        | 9 603                          | 1 344       | 1 192       | 1 240       | 1 178       | 1 665       | 1 108       | 916         | 611         | 349            |
| HOUSEHOLDER . . . . .                  | 5 050                          | 13          | 256         | 637         | 597         | 1 201       | 839         | 638         | 550         | 319            |
| FAMILY HOUSEHOLDER . . . . .           | 3 621                          | 6           | 165         | 440         | 427         | 887         | 634         | 465         | 389         | 209            |
| NONFAMILY HOUSEHOLDER . . . . .        | 1 429                          | 8           | 91          | 197         | 170         | 313         | 205         | 173         | 161         | 111            |
| LIVING ALONE . . . . .                 | 1 193                          | 5           | 63          | 141         | 142         | 252         | 175         | 161         | 149         | 104            |
| WITH NONRELATIVES . . . . .            | 237                            | 2           | 28          | 56          | 29          | 61          | 30          | 12          | 12          | 6              |
| ONE MALE 15 YEARS AND OVER . . . . .   | 48                             | -           | 12          | 10          | 6           | 6           | 12          | 2           | -           | -              |
| ONE FEMALE 15 YEARS AND OVER . . . . . | 119                            | 2           | 11          | 31          | 17          | 30          | 14          | -           | 8           | 6              |
| ALL OTHER . . . . .                    | 70                             | -           | 5           | 15          | 5           | 26          | 4           | 10          | 4           | -              |
| NOT HOUSEHOLDER . . . . .              | 4 552                          | 1 331       | 936         | 603         | 581         | 464         | 269         | 278         | 61          | 29             |
| IN FAMILIES . . . . .                  | 3 866                          | 1 288       | 828         | 486         | 424         | 364         | 178         | 213         | 58          | 27             |
| NOT IN FAMILIES . . . . .              | 686                            | 43          | 108         | 117         | 157         | 100         | 91          | 65          | 4           | 2              |
| MARRIED, WIFE PRESENT . . . . .        | 3 765                          | -           | 136         | 481         | 475         | 951         | 637         | 486         | 401         | 199            |
| HOUSEHOLDER . . . . .                  | 3 200                          | -           | 116         | 401         | 378         | 796         | 559         | 413         | 357         | 180            |
| NOT HOUSEHOLDER . . . . .              | 565                            | -           | 19          | 80          | 97          | 155         | 78          | 73          | 44          | 19             |
| MARRIED, WIFE ABSENT . . . . .         | 603                            | 4           | 6           | 41          | 84          | 166         | 115         | 110         | 49          | 27             |
| HOUSEHOLDER . . . . .                  | 378                            | -           | 2           | 20          | 38          | 119         | 69          | 61          | 47          | 24             |
| FAMILY HOUSEHOLDER . . . . .           | 85                             | -           | -           | 7           | 8           | 30          | 16          | 13          | 4           | 6              |
| NONFAMILY HOUSEHOLDER . . . . .        | 293                            | -           | 2           | 13          | 29          | 89          | 53          | 48          | 42          | 18             |
| LIVING ALONE . . . . .                 | 260                            | -           | 2           | 10          | 27          | 76          | 45          | 46          | 37          | 18             |
| WITH NONRELATIVES . . . . .            | 34                             | -           | -           | 3           | 3           | 13          | 8           | 2           | 6           | -              |
| ONE MALE 15 YEARS AND OVER . . . . .   | 11                             | -           | -           | 3           | -           | 3           | 5           | -           | -           | -              |
| ONE FEMALE 15 YEARS AND OVER . . . . . | 12                             | -           | -           | -           | 3           | 3           | 3           | -           | 4           | -              |
| ALL OTHER . . . . .                    | 11                             | -           | -           | -           | -           | 7           | -           | 2           | 2           | -              |
| NOT HOUSEHOLDER . . . . .              | 225                            | 4           | 4           | 21          | 47          | 47          | 46          | 49          | 3           | 3              |
| IN FAMILIES . . . . .                  | 149                            | 4           | 4           | 15          | 35          | 31          | 19          | 36          | 2           | 2              |
| NOT IN FAMILIES . . . . .              | 76                             | -           | -           | 7           | 11          | 16          | 27          | 13          | 1           | 1              |
| WIDOWED . . . . .                      | 343                            | -           | 6           | -           | 3           | 12          | 40          | 94          | 94          | 95             |
| HOUSEHOLDER . . . . .                  | 270                            | -           | 3           | -           | 1           | 8           | 26          | 55          | 87          | 89             |
| FAMILY HOUSEHOLDER . . . . .           | 74                             | -           | -           | -           | 1           | 3           | 12          | 20          | 19          | 18             |
| NONFAMILY HOUSEHOLDER . . . . .        | 196                            | -           | 3           | -           | -           | 4           | 14          | 36          | 68          | 71             |
| LIVING ALONE . . . . .                 | 182                            | -           | 3           | -           | -           | 4           | 13          | 30          | 64          | 68             |
| WITH NONRELATIVES . . . . .            | 14                             | -           | -           | -           | -           | -           | 1           | 6           | 3           | 3              |
| ONE MALE 15 YEARS AND OVER . . . . .   | 2                              | -           | -           | -           | -           | -           | -           | 2           | -           | -              |
| ONE FEMALE 15 YEARS AND OVER . . . . . | 5                              | -           | -           | -           | -           | -           | -           | -           | 2           | 3              |
| ALL OTHER . . . . .                    | 6                              | -           | -           | -           | -           | 6           | 1           | 3           | 1           | -              |
| NOT HOUSEHOLDER . . . . .              | 73                             | -           | 3           | -           | 2           | 4           | 14          | 38          | 7           | 5              |
| IN FAMILIES . . . . .                  | 59                             | -           | 3           | -           | 2           | 2           | 9           | 34          | 6           | 4              |
| NOT IN FAMILIES . . . . .              | 14                             | -           | -           | -           | -           | 3           | 5           | 4           | 1           | 1              |
| DIVORCED . . . . .                     | 814                            | 4           | 11          | 36          | 120         | 229         | 189         | 156         | 49          | 18             |
| HOUSEHOLDER . . . . .                  | 472                            | -           | 1           | 16          | 47          | 141         | 128         | 75          | 46          | 17             |
| FAMILY HOUSEHOLDER . . . . .           | 112                            | -           | 1           | 6           | 11          | 33          | 38          | 13          | 7           | 2              |
| NONFAMILY HOUSEHOLDER . . . . .        | 360                            | -           | -           | 10          | 36          | 108         | 90          | 62          | 39          | 15             |
| LIVING ALONE . . . . .                 | 313                            | -           | -           | 10          | 28          | 91          | 73          | 62          | 37          | 11             |
| WITH NONRELATIVES . . . . .            | 46                             | -           | -           | -           | 9           | 17          | 16          | -           | 2           | 3              |
| ONE MALE 15 YEARS AND OVER . . . . .   | 9                              | -           | -           | -           | 3           | 1           | 5           | -           | -           | -              |
| ONE FEMALE 15 YEARS AND OVER . . . . . | 27                             | -           | -           | -           | 3           | 9           | 10          | -           | 2           | 3              |
| ALL OTHER . . . . .                    | 11                             | -           | -           | -           | 3           | 7           | 1           | -           | -           | -              |
| NOT HOUSEHOLDER . . . . .              | 342                            | 4           | 10          | 20          | 73          | 89          | 62          | 81          | 2           | 2              |
| IN FAMILIES . . . . .                  | 188                            | 4           | 8           | 13          | 37          | 55          | 19          | 48          | 2           | 2              |
| NOT IN FAMILIES . . . . .              | 154                            | -           | 2           | 7           | 36          | 33          | 43          | 33          | 1           | -              |
| SINGLE (NEVER MARRIED) . . . . .       | 4 077                          | 1 335       | 1 033       | 682         | 495         | 307         | 127         | 70          | 18          | 10             |
| HOUSEHOLDER . . . . .                  | 730                            | 13          | 133         | 200         | 132         | 138         | 58          | 34          | 13          | 9              |
| FAMILY HOUSEHOLDER . . . . .           | 150                            | 6           | 47          | 26          | 28          | 25          | 6           | 2           | 1           | 1              |
| NONFAMILY HOUSEHOLDER . . . . .        | 580                            | 8           | 85          | 174         | 105         | 113         | 49          | 27          | 11          | 8              |
| LIVING ALONE . . . . .                 | 438                            | 5           | 57          | 121         | 87          | 82          | 44          | 23          | 10          | 8              |
| WITH NONRELATIVES . . . . .            | 142                            | 2           | 28          | 53          | 17          | 31          | 4           | 4           | 1           | -              |
| ONE MALE 15 YEARS AND OVER . . . . .   | 25                             | -           | 12          | 6           | 4           | 2           | 2           | -           | -           | -              |
| ONE FEMALE 15 YEARS AND OVER . . . . . | 75                             | 2           | 11          | 31          | 11          | 18          | 1           | -           | -           | -              |
| ALL OTHER . . . . .                    | 42                             | -           | 5           | 15          | 2           | 12          | 1           | 4           | 1           | -              |
| NOT HOUSEHOLDER . . . . .              | 3 348                          | 1 322       | 900         | 482         | 363         | 169         | 69          | 36          | 5           | 1              |
| IN FAMILIES . . . . .                  | 2 905                          | 1 279       | 794         | 379         | 253         | 120         | 53          | 21          | 4           | 1              |
| NOT IN FAMILIES . . . . .              | 443                            | 43          | 106         | 103         | 110         | 48          | 16          | 15          | 1           | -              |

Table 6. Marital Status of Persons 15 Years and Over, by Family Status, Age, Sex, Race, and Hispanic Origin: March 1988—Continued

[NUMBERS IN THOUSANDS. FOR MEANING OF SYMBOLS, SEE TEXT]

| SUBJECT                                | TOTAL,<br>15 YEARS<br>AND OVER | AGE (YEARS) |             |             |             |             |             |             |             |                |
|--|--------------------------------|-------------|-------------|-------------|-------------|-------------|-------------|-------------|-------------|----------------|
|  |                                | 15 TO<br>19 | 20 TO<br>24 | 25 TO<br>29 | 30 TO<br>34 | 35 TO<br>44 | 45 TO<br>54 | 55 TO<br>64 | 65 TO<br>74 | 75 AND<br>OVER |
| <b>BLACK--CONTINUED</b>                |                                |             |             |             |             |             |             |             |             |                |
| <b>FEMALE</b>                          |                                |             |             |             |             |             |             |             |             |                |
| TOTAL . . . . .                        | 11 618                         | 1 371       | 1 384       | 1 461       | 1 392       | 2 035       | 1 393       | 1 158       | 865         | 559            |
| HOUSEHOLDER . . . . .                  | 5 136                          | 46          | 359         | 605         | 753         | 1 065       | 736         | 685         | 513         | 374            |
| FAMILY HOUSEHOLDER . . . . .           | 3 556                          | 32          | 300         | 484         | 633         | 877         | 554         | 367         | 181         | 127            |
| NONFAMILY HOUSEHOLDER . . . . .        | 1 580                          | 14          | 59          | 121         | 119         | 189         | 182         | 318         | 332         | 247            |
| LIVING ALONE . . . . .                 | 1 442                          | 13          | 46          | 95          | 104         | 168         | 167         | 302         | 313         | 235            |
| WITH NONRELATIVES . . . . .            | 138                            | 1           | 12          | 26          | 15          | 21          | 15          | 16          | 20          | 12             |
| ONE MALE 15 YEARS AND OVER . . . . .   | 82                             | 1           | 7           | 9           | 12          | 16          | 12          | 14          | 6           | 8              |
| ONE FEMALE 15 YEARS AND OVER . . . . . | 35                             | 1           | 4           | 13          | -           | -           | -           | 2           | 9           | 2              |
| ALL OTHER . . . . .                    | 21                             | -           | 1           | 4           | 3           | 4           | 3           | -           | 5           | 2              |
| NOT HOUSEHOLDER . . . . .              | 6 482                          | 1 326       | 1 026       | 856         | 640         | 969         | 657         | 473         | 351         | 185            |
| IN FAMILIES . . . . .                  | 6 074                          | 1 270       | 937         | 778         | 588         | 905         | 625         | 454         | 345         | 172            |
| NOT IN FAMILIES . . . . .              | 408                            | 56          | 89          | 77          | 52          | 64          | 32          | 19          | 6           | 14             |
| MARRIED, HUSBAND PRESENT . . . . .     | 3 669                          | 13          | 252         | 512         | 533         | 903         | 621         | 449         | 285         | 101            |
| HOUSEHOLDER . . . . .                  | 482                            | -           | 38          | 56          | 84          | 129         | 90          | 56          | 22          | 7              |
| NOT HOUSEHOLDER . . . . .              | 3 187                          | 13          | 215         | 455         | 449         | 774         | 531         | 393         | 263         | 95             |
| MARRIED, HUSBAND ABSENT . . . . .      | 1 107                          | 12          | 70          | 116         | 188         | 308         | 208         | 137         | 54          | 16             |
| HOUSEHOLDER . . . . .                  | 917                            | 6           | 33          | 77          | 157         | 258         | 193         | 128         | 50          | 14             |
| FAMILY HOUSEHOLDER . . . . .           | 713                            | 2           | 32          | 74          | 141         | 220         | 157         | 71          | 16          | -              |
| NONFAMILY HOUSEHOLDER . . . . .        | 204                            | 4           | 1           | 3           | 16          | 39          | 36          | 57          | 34          | 14             |
| LIVING ALONE . . . . .                 | 191                            | 4           | 1           | 3           | 13          | 37          | 29          | 57          | 33          | 14             |
| WITH NONRELATIVES . . . . .            | 13                             | -           | -           | -           | 3           | 2           | 7           | -           | 2           | -              |
| ONE MALE 15 YEARS AND OVER . . . . .   | 11                             | -           | -           | -           | 2           | 2           | 7           | -           | -           | -              |
| ONE FEMALE 15 YEARS AND OVER . . . . . | -                              | -           | -           | -           | -           | -           | -           | -           | -           | -              |
| ALL OTHER . . . . .                    | 2                              | -           | -           | -           | -           | -           | -           | -           | 2           | -              |
| NOT HOUSEHOLDER . . . . .              | 190                            | 6           | 36          | 39          | 31          | 50          | 15          | 8           | 3           | 2              |
| IN FAMILIES . . . . .                  | 148                            | 6           | 32          | 26          | 27          | 35          | 14          | 5           | 3           | -              |
| NOT IN FAMILIES . . . . .              | 42                             | -           | 4           | 13          | 4           | 14          | 2           | 3           | -           | 2              |
| WIDOWED . . . . .                      | 1 415                          | -           | 4           | 2           | 22          | 78          | 167         | 353         | 392         | 396            |
| HOUSEHOLDER . . . . .                  | 1 225                          | -           | -           | -           | 22          | 74          | 150         | 312         | 345         | 322            |
| FAMILY HOUSEHOLDER . . . . .           | 578                            | -           | -           | -           | 22          | 60          | 110         | 162         | 107         | 118            |
| NONFAMILY HOUSEHOLDER . . . . .        | 647                            | -           | -           | -           | -           | 14          | 41          | 150         | 239         | 204            |
| LIVING ALONE . . . . .                 | 607                            | -           | -           | -           | -           | 5           | 41          | 141         | 224         | 197            |
| WITH NONRELATIVES . . . . .            | 40                             | -           | -           | -           | -           | 9           | -           | 9           | 15          | 7              |
| ONE MALE 15 YEARS AND OVER . . . . .   | 21                             | -           | -           | -           | -           | 5           | -           | 7           | 4           | 5              |
| ONE FEMALE 15 YEARS AND OVER . . . . . | 11                             | -           | -           | -           | -           | -           | -           | 2           | 9           | -              |
| ALL OTHER . . . . .                    | 8                              | -           | -           | -           | -           | 4           | -           | -           | 2           | 2              |
| NOT HOUSEHOLDER . . . . .              | 190                            | -           | 4           | 2           | 4           | 4           | 17          | 41          | 47          | 75             |
| IN FAMILIES . . . . .                  | 157                            | -           | 4           | 2           | -           | 4           | 11          | 33          | 40          | 64             |
| NOT IN FAMILIES . . . . .              | 32                             | -           | -           | -           | -           | -           | 6           | 9           | 6           | 11             |
| DIVORCED . . . . .                     | 1 140                          | 9           | 20          | 107         | 135         | 374         | 241         | 161         | 87          | 6              |
| HOUSEHOLDER . . . . .                  | 959                            | -           | 11          | 78          | 111         | 337         | 203         | 146         | 68          | 5              |
| FAMILY HOUSEHOLDER . . . . .           | 680                            | -           | 11          | 63          | 83          | 282         | 150         | 66          | 24          | -              |
| NONFAMILY HOUSEHOLDER . . . . .        | 279                            | -           | -           | 15          | 28          | 55          | 53          | 80          | 44          | 5              |
| LIVING ALONE . . . . .                 | 258                            | -           | -           | 13          | 22          | 49          | 52          | 77          | 40          | 5              |
| WITH NONRELATIVES . . . . .            | 21                             | -           | -           | 1           | 6           | 5           | 2           | 3           | 3           | -              |
| ONE MALE 15 YEARS AND OVER . . . . .   | 16                             | -           | -           | -           | 5           | 5           | -           | 3           | 2           | -              |
| ONE FEMALE 15 YEARS AND OVER . . . . . | 1                              | -           | -           | 1           | -           | -           | -           | -           | -           | -              |
| ALL OTHER . . . . .                    | 4                              | -           | -           | -           | 1           | -           | 2           | -           | 2           | -              |
| NOT HOUSEHOLDER . . . . .              | 181                            | 9           | 10          | 29          | 24          | 37          | 38          | 14          | 19          | -              |
| IN FAMILIES . . . . .                  | 120                            | 8           | 10          | 15          | 15          | 17          | 26          | 10          | 19          | -              |
| NOT IN FAMILIES . . . . .              | 62                             | 1           | -           | 14          | 9           | 21          | 12          | 4           | -           | -              |
| SINGLE (NEVER MARRIED) . . . . .       | 4 288                          | 1 338       | 1 038       | 725         | 514         | 372         | 155         | 59          | 48          | 40             |
| HOUSEHOLDER . . . . .                  | 1 554                          | 39          | 277         | 394         | 379         | 268         | 100         | 42          | 28          | 27             |
| FAMILY HOUSEHOLDER . . . . .           | 1 104                          | 29          | 220         | 291         | 303         | 187         | 47          | 12          | 12          | 3              |
| NONFAMILY HOUSEHOLDER . . . . .        | 450                            | 10          | 57          | 103         | 76          | 81          | 52          | 30          | 16          | 24             |
| LIVING ALONE . . . . .                 | 386                            | 9           | 45          | 79          | 69          | 77          | 45          | 27          | 16          | 19             |
| WITH NONRELATIVES . . . . .            | 64                             | 1           | 12          | 25          | 7           | 4           | 7           | 4           | -           | 5              |
| ONE MALE 15 YEARS AND OVER . . . . .   | 34                             | 1           | 4           | 9           | 5           | 4           | 5           | 4           | -           | 2              |
| ONE FEMALE 15 YEARS AND OVER . . . . . | 22                             | 1           | 7           | 12          | -           | -           | -           | -           | -           | 2              |
| ALL OTHER . . . . .                    | 8                              | -           | 1           | 4           | 2           | -           | 2           | -           | -           | -              |
| NOT HOUSEHOLDER . . . . .              | 2 734                          | 1 299       | 761         | 331         | 136         | 104         | 55          | 16          | 20          | 13             |
| IN FAMILIES . . . . .                  | 2 461                          | 1 244       | 675         | 280         | 97          | 76          | 43          | 14          | 20          | 12             |
| NOT IN FAMILIES . . . . .              | 273                            | 55          | 85          | 50          | 38          | 29          | 12          | 3           | -           | 1              |

Table 6. Marital Status of Persons 15 Years and Over, by Family Status, Age, Sex, Race, and Hispanic Origin:  
March 1988—Continued

[NUMBERS IN THOUSANDS. FOR MEANING OF SYMBOLS, SEE TEXT]

| SUBJECT                                | TOTAL,<br>15 YEARS<br>AND OVER | AGE (YEARS) |             |             |             |             |             |             |             |                |
|--|--------------------------------|-------------|-------------|-------------|-------------|-------------|-------------|-------------|-------------|----------------|
|  |                                | 15 TO<br>19 | 20 TO<br>24 | 25 TO<br>29 | 30 TO<br>34 | 35 TO<br>44 | 45 TO<br>54 | 55 TO<br>64 | 65 TO<br>74 | 75 AND<br>OVER |
| <b>SPANISH ORIGIN<sup>1</sup></b>      |                                |             |             |             |             |             |             |             |             |                |
| <b>MALE</b>                            |                                |             |             |             |             |             |             |             |             |                |
| TOTAL . . . . .                        | 6 776                          | 848         | 1 038       | 1 060       | 940         | 1 277       | 715         | 499         | 251         | 147            |
| HOUSEHOLDER . . . . .                  | 3 865                          | 11          | 333         | 606         | 621         | 942         | 590         | 447         | 207         | 109            |
| FAMILY HOUSEHOLDER . . . . .           | 3 253                          | 7           | 236         | 504         | 525         | 835         | 515         | 377         | 170         | 84             |
| NONFAMILY HOUSEHOLDER . . . . .        | 612                            | 3           | 97          | 102         | 96          | 107         | 75          | 70          | 36          | 25             |
| LIVING ALONE . . . . .                 | 416                            | 2           | 43          | 58          | 53          | 83          | 57          | 60          | 35          | 25             |
| WITH NONRELATIVES . . . . .            | 196                            | 2           | 54          | 44          | 43          | 24          | 18          | 10          | 1           | -              |
| ONE MALE 15 YEARS AND OVER . . . . .   | 71                             | 2           | 16          | 16          | 21          | 8           | 3           | 5           | -           | -              |
| ONE FEMALE 15 YEARS AND OVER . . . . . | 56                             | -           | 12          | 14          | 10          | 6           | 10          | 1           | -           | -              |
| ALL OTHER . . . . .                    | 69                             | -           | 25          | 15          | 12          | 8           | 4           | 3           | 1           | -              |
| NOT HOUSEHOLDER . . . . .              | 2 910                          | 838         | 705         | 454         | 319         | 335         | 125         | 52          | 45          | 38             |
| IN FAMILIES . . . . .                  | 2 268                          | 796         | 558         | 322         | 187         | 220         | 72          | 42          | 38          | 33             |
| NOT IN FAMILIES . . . . .              | 643                            | 42          | 147         | 132         | 132         | 115         | 53          | 10          | 7           | 5              |
| MARRIED, WIFE PRESENT . . . . .        | 3 340                          | 13          | 235         | 556         | 530         | 855         | 527         | 362         | 174         | 88             |
| HOUSEHOLDER . . . . .                  | 2 941                          | 2           | 178         | 464         | 473         | 774         | 476         | 339         | 155         | 79             |
| NOT HOUSEHOLDER . . . . .              | 399                            | 11          | 58          | 92          | 57          | 81          | 51          | 22          | 19          | 8              |
| MARRIED, WIFE ABSENT . . . . .         | 467                            | 2           | 43          | 56          | 84          | 153         | 76          | 32          | 9           | 11             |
| HOUSEHOLDER . . . . .                  | 198                            | -           | 14          | 20          | 31          | 50          | 44          | 23          | 9           | 7              |
| FAMILY HOUSEHOLDER . . . . .           | 68                             | -           | 8           | 8           | 16          | 11          | 15          | 10          | -           | -              |
| NONFAMILY HOUSEHOLDER . . . . .        | 130                            | -           | 6           | 12          | 15          | 39          | 29          | 13          | 9           | 7              |
| LIVING ALONE . . . . .                 | 101                            | -           | 5           | 9           | 8           | 33          | 20          | 11          | 8           | 7              |
| WITH NONRELATIVES . . . . .            | 29                             | -           | 2           | 3           | 6           | 6           | 9           | 2           | 1           | -              |
| ONE MALE 15 YEARS AND OVER . . . . .   | 9                              | -           | 1           | -           | 3           | 1           | 2           | 2           | -           | -              |
| ONE FEMALE 15 YEARS AND OVER . . . . . | 9                              | -           | 1           | 2           | 1           | 3           | 2           | -           | -           | -              |
| ALL OTHER . . . . .                    | 11                             | -           | -           | 1           | 2           | 3           | 4           | -           | 1           | -              |
| NOT HOUSEHOLDER . . . . .              | 269                            | 2           | 28          | 36          | 53          | 103         | 33          | 9           | -           | 4              |
| IN FAMILIES . . . . .                  | 103                            | 2           | 13          | 13          | 16          | 44          | 3           | 7           | -           | 4              |
| NOT IN FAMILIES . . . . .              | 167                            | -           | 16          | 23          | 37          | 59          | 30          | 3           | -           | -              |
| WIDOWED . . . . .                      | 113                            | -           | -           | -           | 2           | 3           | 9           | 28          | 37          | 33             |
| HOUSEHOLDER . . . . .                  | 72                             | -           | -           | -           | 2           | -           | 5           | 27          | 19          | 20             |
| FAMILY HOUSEHOLDER . . . . .           | 31                             | -           | -           | -           | -           | -           | 4           | 15          | 9           | 3              |
| NONFAMILY HOUSEHOLDER . . . . .        | 41                             | -           | -           | -           | 2           | -           | 1           | 12          | 10          | 17             |
| LIVING ALONE . . . . .                 | 40                             | -           | -           | -           | 2           | -           | -           | 12          | 10          | 17             |
| WITH NONRELATIVES . . . . .            | 1                              | -           | -           | -           | -           | -           | 1           | -           | -           | -              |
| ONE MALE 15 YEARS AND OVER . . . . .   | -                              | -           | -           | -           | -           | -           | -           | -           | -           | -              |
| ONE FEMALE 15 YEARS AND OVER . . . . . | 1                              | -           | -           | -           | -           | -           | 1           | -           | -           | -              |
| ALL OTHER . . . . .                    | -                              | -           | -           | -           | -           | -           | -           | -           | -           | -              |
| NOT HOUSEHOLDER . . . . .              | 41                             | -           | -           | -           | -           | 3           | 4           | 1           | 19          | 14             |
| IN FAMILIES . . . . .                  | 31                             | -           | -           | -           | -           | -           | 2           | 1           | 16          | 11             |
| NOT IN FAMILIES . . . . .              | 10                             | -           | -           | -           | -           | 3           | 2           | -           | 2           | 3              |
| DIVORCED . . . . .                     | 354                            | -           | 8           | 30          | 63          | 127         | 62          | 42          | 16          | 5              |
| HOUSEHOLDER . . . . .                  | 186                            | -           | -           | 14          | 30          | 60          | 37          | 31          | 14          | 1              |
| FAMILY HOUSEHOLDER . . . . .           | 72                             | -           | -           | 7           | 11          | 26          | 16          | 10          | 2           | 1              |
| NONFAMILY HOUSEHOLDER . . . . .        | 117                            | -           | -           | 8           | 19          | 35          | 22          | 22          | 12          | -              |
| LIVING ALONE . . . . .                 | 87                             | -           | -           | 5           | 11          | 23          | 16          | 19          | 12          | -              |
| WITH NONRELATIVES . . . . .            | 30                             | -           | -           | 3           | 8           | 11          | 6           | 2           | -           | -              |
| ONE MALE 15 YEARS AND OVER . . . . .   | 9                              | -           | -           | 3           | 1           | 5           | -           | 1           | -           | -              |
| ONE FEMALE 15 YEARS AND OVER . . . . . | 12                             | -           | -           | -           | 3           | 2           | 6           | 1           | -           | -              |
| ALL OTHER . . . . .                    | 6                              | -           | -           | -           | 3           | 5           | -           | -           | -           | -              |
| NOT HOUSEHOLDER . . . . .              | 165                            | -           | 8           | 16          | 33          | 67          | 25          | 11          | 2           | 4              |
| IN FAMILIES . . . . .                  | 93                             | -           | 7           | 8           | 19          | 39          | 9           | 6           | -           | 4              |
| NOT IN FAMILIES . . . . .              | 73                             | -           | 1           | 8           | 14          | 28          | 16          | 5           | 2           | -              |
| SINGLE (NEVER MARRIED) . . . . .       | 2 502                          | 833         | 752         | 417         | 262         | 138         | 40          | 35          | 15          | 10             |
| HOUSEHOLDER . . . . .                  | 466                            | 9           | 141         | 107         | 86          | 57          | 28          | 27          | 9           | 2              |
| FAMILY HOUSEHOLDER . . . . .           | 142                            | 5           | 50          | 25          | 24          | 24          | 5           | 3           | 4           | 1              |
| NONFAMILY HOUSEHOLDER . . . . .        | 325                            | 3           | 91          | 83          | 62          | 33          | 23          | 24          | 5           | 1              |
| LIVING ALONE . . . . .                 | 189                            | 2           | 39          | 44          | 32          | 27          | 21          | 18          | 5           | 1              |
| WITH NONRELATIVES . . . . .            | 136                            | 2           | 52          | 38          | 29          | 7           | 2           | 6           | -           | -              |
| ONE MALE 15 YEARS AND OVER . . . . .   | 53                             | 2           | 15          | 13          | 16          | 3           | 1           | 3           | -           | -              |
| ONE FEMALE 15 YEARS AND OVER . . . . . | 34                             | -           | 11          | 11          | 6           | 4           | 1           | -           | -           | -              |
| ALL OTHER . . . . .                    | 49                             | -           | 25          | 14          | 7           | -           | -           | 3           | -           | -              |
| NOT HOUSEHOLDER . . . . .              | 2 036                          | 824         | 612         | 310         | 176         | 81          | 13          | 8           | 5           | 8              |
| IN FAMILIES . . . . .                  | 1 657                          | 782         | 485         | 211         | 100         | 58          | 8           | 5           | 3           | 5              |
| NOT IN FAMILIES . . . . .              | 379                            | 42          | 127         | 99          | 76          | 23          | 5           | 3           | 2           | 2              |

<sup>1</sup>PERSONS OF SPANISH ORIGIN MAY BE OF ANY RACE.

Table 6. Marital Status of Persons 15 Years and Over, by Family Status, Age, Sex, Race, and Hispanic Origin: March 1988—Continued

[NUMBERS IN THOUSANDS. FOR MEANING OF SYMBOLS, SEE TEXT]

| SUBJECT                                 | TOTAL,<br>15 YEARS<br>AND OVER | AGE (YEARS) |             |             |             |             |             |             |             |                |
|---|--------------------------------|-------------|-------------|-------------|-------------|-------------|-------------|-------------|-------------|----------------|
|   |                                | 15 TO<br>19 | 20 TO<br>24 | 25 TO<br>29 | 30 TO<br>34 | 35 TO<br>44 | 45 TO<br>54 | 55 TO<br>64 | 65 TO<br>74 | 75 AND<br>OVER |
| SPANISH ORIGIN <sup>1</sup> --CONTINUED |                                |             |             |             |             |             |             |             |             |                |
| FEMALE                                  |                                |             |             |             |             |             |             |             |             |                |
| TOTAL . . . . .                         | 6 831                          | 843         | 937         | 984         | 800         | 1 347       | 773         | 643         | 309         | 196            |
| HOUSEHOLDER . . . . .                   | 1 832                          | 34          | 183         | 276         | 233         | 421         | 235         | 240         | 125         | 85             |
| FAMILY HOUSEHOLDER . . . . .            | 1 335                          | 29          | 144         | 217         | 190         | 358         | 197         | 133         | 52          | 15             |
| NONFAMILY HOUSEHOLDER . . . . .         | 497                            | 4           | 39          | 59          | 43          | 64          | 38          | 107         | 73          | 70             |
| LIVING ALONE . . . . .                  | 429                            | 2           | 19          | 40          | 30          | 55          | 36          | 106         | 73          | 68             |
| WITH NONRELATIVES . . . . .             | 69                             | 2           | 20          | 19          | 13          | 9           | 2           | 1           | -           | 2              |
| ONE MALE 15 YEARS AND OVER . . . . .    | 29                             | 2           | 12          | 6           | 4           | 2           | 2           | -           | -           | 1              |
| ONE FEMALE 15 YEARS AND OVER . . . . .  | 26                             | -           | 5           | 8           | 5           | 5           | -           | 1           | -           | 1              |
| ALL OTHER . . . . .                     | 14                             | -           | 3           | 5           | 4           | 2           | -           | -           | -           | -              |
| NOT HOUSEHOLDER . . . . .               | 4 998                          | 809         | 754         | 707         | 568         | 925         | 538         | 403         | 184         | 111            |
| IN FAMILIES . . . . .                   | 4 719                          | 778         | 677         | 650         | 532         | 896         | 518         | 384         | 175         | 108            |
| NOT IN FAMILIES . . . . .               | 280                            | 32          | 77          | 57          | 35          | 29          | 19          | 19          | 9           | 3              |
| MARRIED, HUSBAND PRESENT . . . . .      |                                |             |             |             |             |             |             |             |             |                |
| HOUSEHOLDER . . . . .                   | 3 482                          | 77          | 370         | 557         | 505         | 918         | 524         | 353         | 133         | 46             |
| FAMILY HOUSEHOLDER . . . . .            | 263                            | 8           | 28          | 54          | 37          | 71          | 39          | 20          | 5           | -              |
| NOT HOUSEHOLDER . . . . .               | 3 220                          | 70          | 341         | 503         | 468         | 847         | 484         | 332         | 128         | 46             |
| MARRIED, HUSBAND ABSENT . . . . .       |                                |             |             |             |             |             |             |             |             |                |
| HOUSEHOLDER . . . . .                   | 480                            | 19          | 41          | 85          | 65          | 121         | 62          | 63          | 17          | 8              |
| FAMILY HOUSEHOLDER . . . . .            | 362                            | 7           | 23          | 55          | 48          | 101         | 50          | 41          | 10          | 6              |
| NONFAMILY HOUSEHOLDER . . . . .         | 281                            | 7           | 23          | 47          | 45          | 90          | 44          | 17          | 6           | 2              |
| LIVING ALONE . . . . .                  | 60                             | -           | -           | 8           | 4           | 11          | 6           | 24          | 4           | 4              |
| WITH NONRELATIVES . . . . .             | 57                             | -           | -           | 6           | 1           | 11          | 6           | 24          | 4           | 4              |
| ONE MALE 15 YEARS AND OVER . . . . .    | 4                              | -           | -           | 2           | 2           | -           | -           | -           | -           | -              |
| ONE FEMALE 15 YEARS AND OVER . . . . .  | 1                              | -           | -           | -           | 1           | -           | -           | -           | -           | -              |
| ALL OTHER . . . . .                     | 3                              | -           | -           | 2           | 1           | -           | -           | -           | -           | -              |
| NOT HOUSEHOLDER . . . . .               | 139                            | 11          | 18          | 30          | 17          | 21          | 11          | 22          | 7           | 2              |
| IN FAMILIES . . . . .                   | 105                            | 11          | 15          | 26          | 13          | 10          | 9           | 14          | 6           | 2              |
| NOT IN FAMILIES . . . . .               | 34                             | -           | 3           | 4           | 4           | 10          | 2           | 9           | 1           | -              |
| WIDOWED . . . . .                       |                                |             |             |             |             |             |             |             |             |                |
| HOUSEHOLDER . . . . .                   | 423                            | -           | 2           | 6           | 9           | 25          | 43          | 124         | 96          | 117            |
| FAMILY HOUSEHOLDER . . . . .            | 390                            | -           | 1           | 4           | 5           | 23          | 35          | 103         | 62          | 67             |
| NONFAMILY HOUSEHOLDER . . . . .         | 160                            | -           | 1           | 4           | 5           | 21          | 30          | 66          | 22          | 12             |
| LIVING ALONE . . . . .                  | 139                            | -           | -           | -           | 1           | 2           | 5           | 36          | 41          | 55             |
| WITH NONRELATIVES . . . . .             | 137                            | -           | -           | -           | 1           | 2           | 5           | 35          | 41          | 54             |
| ONE MALE 15 YEARS AND OVER . . . . .    | 2                              | -           | -           | -           | -           | -           | -           | 1           | -           | 1              |
| ONE FEMALE 15 YEARS AND OVER . . . . .  | 2                              | -           | -           | -           | -           | -           | -           | 1           | -           | 1              |
| ALL OTHER . . . . .                     | -                              | -           | -           | -           | -           | -           | -           | -           | -           | -              |
| NOT HOUSEHOLDER . . . . .               | 123                            | -           | 1           | 2           | 4           | 2           | 9           | 22          | 34          | 50             |
| IN FAMILIES . . . . .                   | 110                            | -           | 1           | 2           | 4           | 2           | 4           | 18          | 30          | 48             |
| NOT IN FAMILIES . . . . .               | 14                             | -           | -           | -           | -           | -           | 5           | 4           | 4           | 1              |
| DIVORCED . . . . .                      |                                |             |             |             |             |             |             |             |             |                |
| HOUSEHOLDER . . . . .                   | 580                            | 7           | 30          | 72          | 88          | 164         | 97          | 67          | 37          | 18             |
| FAMILY HOUSEHOLDER . . . . .            | 435                            | 1           | 10          | 41          | 69          | 142         | 81          | 55          | 28          | 7              |
| NONFAMILY HOUSEHOLDER . . . . .         | 320                            | 1           | 9           | 36          | 54          | 121         | 64          | 20          | 13          | 1              |
| LIVING ALONE . . . . .                  | 116                            | -           | 2           | 5           | 14          | 21          | 17          | 35          | 15          | 6              |
| WITH NONRELATIVES . . . . .             | 102                            | -           | 2           | 5           | 9           | 15          | 16          | 35          | 15          | 5              |
| ONE MALE 15 YEARS AND OVER . . . . .    | 14                             | -           | -           | -           | 5           | 6           | 1           | -           | -           | 1              |
| ONE FEMALE 15 YEARS AND OVER . . . . .  | 6                              | -           | -           | -           | 2           | 2           | 1           | -           | -           | 1              |
| ALL OTHER . . . . .                     | 7                              | -           | -           | -           | 3           | 3           | -           | -           | -           | -              |
| NOT HOUSEHOLDER . . . . .               | 1                              | -           | -           | -           | 1           | -           | -           | -           | -           | -              |
| IN FAMILIES . . . . .                   | 144                            | 6           | 20          | 31          | 19          | 22          | 16          | 12          | 8           | 11             |
| NOT IN FAMILIES . . . . .               | 89                             | 4           | 13          | 14          | 8           | 17          | 11          | 10          | 5           | 9              |
| IN FAMILIES . . . . .                   | 55                             | 2           | 7           | 17          | 11          | 5           | 5           | 2           | 4           | 2              |
| NOT IN FAMILIES . . . . .               | 55                             | 2           | 7           | 17          | 11          | 5           | 5           | 2           | 4           | 2              |
| SINGLE (NEVER MARRIED) . . . . .        |                                |             |             |             |             |             |             |             |             |                |
| HOUSEHOLDER . . . . .                   | 1 865                          | 740         | 494         | 264         | 133         | 118         | 47          | 36          | 25          | 8              |
| FAMILY HOUSEHOLDER . . . . .            | 493                            | 17          | 120         | 123         | 73          | 84          | 30          | 21          | 19          | 5              |
| NONFAMILY HOUSEHOLDER . . . . .         | 311                            | 13          | 82          | 77          | 49          | 54          | 20          | 10          | 5           | 1              |
| LIVING ALONE . . . . .                  | 182                            | 4           | 38          | 46          | 25          | 30          | 10          | 11          | 14          | 4              |
| WITH NONRELATIVES . . . . .             | 133                            | 2           | 17          | 29          | 20          | 27          | 9           | 11          | 14          | 4              |
| ONE MALE 15 YEARS AND OVER . . . . .    | 49                             | 2           | 20          | 17          | 5           | 3           | 1           | -           | -           | -              |
| ONE FEMALE 15 YEARS AND OVER . . . . .  | 22                             | 2           | 12          | 6           | 1           | -           | 1           | -           | -           | -              |
| ALL OTHER . . . . .                     | 17                             | -           | 5           | 8           | 2           | 2           | -           | -           | -           | -              |
| NOT HOUSEHOLDER . . . . .               | 11                             | -           | 3           | 4           | 2           | 2           | -           | -           | -           | -              |
| IN FAMILIES . . . . .                   | 1 372                          | 722         | 374         | 141         | 60          | 33          | 17          | 15          | 7           | 3              |
| NOT IN FAMILIES . . . . .               | 1 209                          | 695         | 313         | 108         | 42          | 21          | 11          | 11          | 7           | 3              |
| IN FAMILIES . . . . .                   | 163                            | 28          | 61          | 34          | 18          | 13          | 6           | 4           | -           | -              |
| NOT IN FAMILIES . . . . .               | 163                            | 28          | 61          | 34          | 18          | 13          | 6           | 4           | -           | -              |

<sup>1</sup> PERSONS OF SPANISH ORIGIN MAY BE OF ANY RACE.

Table 7. Households With Two Unrelated Adults, by Marital Status, Age, and Sex: March 1988

(NUMBERS IN THOUSANDS. FOR MEANING OF SYMBOLS, SEE TEXT)

| SUBJECT                              | HOUSEHOLDS WITH TWO UNRELATED ADULTS | HOUSEHOLDER |          |          |          |             |                        |                        |    |         |          |
|--------------------------------------|--------------------------------------|-------------|----------|----------|----------|-------------|------------------------|------------------------|----|---------|----------|
|                                      |                                      | AGE (YEARS) |          |          |          |             | MARITAL STATUS         |                        |    |         |          |
|                                      |                                      | UNDER 25    | 25 TO 34 | 35 TO 44 | 45 TO 64 | 65 AND OVER | SINGLE (NEVER MARRIED) | MARRIED, SPOUSE ABSENT |    | WIDOWED | DIVORCED |
|                                      |                                      |             |          |          |          | SEPARATED   | OTHER                  |                        |    |         |          |
| MALE HOUSEHOLDER . . . . .           | 2 376                                | 534         | 1 028    | 432      | 281      | 101         | 1 461                  | 147                    | 42 | 66      | 660      |
| NO CHILDREN IN HOUSEHOLD . . . . .   | 1 927                                | 464         | 808      | 310      | 247      | 98          | 1 260                  | 95                     | 37 | 56      | 478      |
| PARTNER OF SAME SEX . . . . .        | 825                                  | 242         | 337      | 116      | 102      | 28          | 614                    | 34                     | 28 | 12      | 137      |
| AGE OF PARTNER:                      |                                      |             |          |          |          |             |                        |                        |    |         |          |
| UNDER 25 . . . . .                   | 252                                  | 175         | 68       | 7        | 1        | 1           | 225                    | 10                     | 1  | -       | 16       |
| 25 TO 34 . . . . .                   | 369                                  | 65          | 235      | 45       | 22       | 2           | 289                    | 11                     | 16 | 2       | 50       |
| 35 TO 44 . . . . .                   | 112                                  | 2           | 30       | 49       | 19       | 12          | 55                     | 10                     | 8  | 6       | 33       |
| 45 TO 64 . . . . .                   | 75                                   | -           | 5        | 15       | 52       | 3           | 31                     | 3                      | 3  | 2       | 37       |
| 65 AND OVER . . . . .                | 17                                   | -           | -        | -        | 7        | 10          | 14                     | -                      | -  | 2       | 2        |
| MARITAL STATUS OF PARTNER:           |                                      |             |          |          |          |             |                        |                        |    |         |          |
| SINGLE (NEVER MARRIED) . . . . .     | 657                                  | 233         | 281      | 74       | 52       | 17          | 538                    | 20                     | 16 | 2       | 81       |
| MARRIED, SPOUSE ABSENT . . . . .     | 50                                   | 5           | 19       | 11       | 14       | 1           | 22                     | 4                      | 9  | -       | 15       |
| SEPARATED . . . . .                  | 29                                   | 5           | 11       | 5        | 8        | 1           | 16                     | 3                      | -  | -       | 10       |
| WIDOWED . . . . .                    | 6                                    | -           | -        | 1        | 3        | 2           | 1                      | -                      | -  | 2       | 3        |
| DIVORCED . . . . .                   | 112                                  | 3           | 37       | 30       | 33       | 9           | 52                     | 10                     | 3  | 8       | 38       |
| PARTNER OF OPPOSITE SEX . . . . .    | 1 102                                | 222         | 471      | 194      | 145      | 70          | 646                    | 61                     | 10 | 45      | 341      |
| AGE OF PARTNER:                      |                                      |             |          |          |          |             |                        |                        |    |         |          |
| UNDER 25 . . . . .                   | 354                                  | 175         | 168      | 7        | 4        | -           | 293                    | 13                     | 5  | 2       | 42       |
| 25 TO 34 . . . . .                   | 416                                  | 37          | 259      | 92       | 27       | 1           | 248                    | 12                     | -  | 5       | 151      |
| 35 TO 44 . . . . .                   | 164                                  | 6           | 40       | 73       | 42       | 4           | 63                     | 21                     | -  | 3       | 77       |
| 45 TO 64 . . . . .                   | 133                                  | 3           | 5        | 20       | 70       | 35          | 31                     | 13                     | 5  | 19      | 64       |
| 65 AND OVER . . . . .                | 35                                   | 1           | -        | 2        | 3        | 29          | 11                     | 3                      | -  | 16      | 6        |
| MARITAL STATUS OF PARTNER:           |                                      |             |          |          |          |             |                        |                        |    |         |          |
| SINGLE (NEVER MARRIED) . . . . .     | 663                                  | 185         | 343      | 97       | 29       | 9           | 493                    | 21                     | 3  | 8       | 138      |
| MARRIED, SPOUSE ABSENT . . . . .     | 43                                   | 7           | 13       | 12       | 7        | 4           | 19                     | 8                      | 5  | 2       | 11       |
| SEPARATED . . . . .                  | 37                                   | 7           | 11       | 10       | 6        | 3           | 17                     | 8                      | -  | 2       | 11       |
| WIDOWED . . . . .                    | 67                                   | -           | 2        | 11       | 15       | 38          | 20                     | 7                      | 2  | 23      | 14       |
| DIVORCED . . . . .                   | 330                                  | 29          | 113      | 74       | 94       | 19          | 115                    | 25                     | -  | 12      | 178      |
| WITH CHILDREN IN HOUSEHOLD . . . . . | 449                                  | 70          | 219      | 121      | 34       | 4           | 201                    | 52                     | 5  | 10      | 182      |
| PARTNER OF SAME SEX . . . . .        | 14                                   | 3           | 9        | 1        | -        | 2           | 4                      | 3                      | -  | -       | 8        |
| AGE OF PARTNER:                      |                                      |             |          |          |          |             |                        |                        |    |         |          |
| UNDER 25 . . . . .                   | 4                                    | 2           | -        | -        | -        | 2           | -                      | -                      | -  | -       | 4        |
| 25 TO 34 . . . . .                   | 8                                    | 1           | 6        | 1        | -        | -           | 1                      | 3                      | -  | -       | 3        |
| 35 TO 44 . . . . .                   | 3                                    | -           | 3        | -        | -        | -           | 3                      | -                      | -  | -       | -        |
| 45 TO 64 . . . . .                   | -                                    | -           | -        | -        | -        | -           | -                      | -                      | -  | -       | -        |
| 65 AND OVER . . . . .                | -                                    | -           | -        | -        | -        | -           | -                      | -                      | -  | -       | -        |
| MARITAL STATUS OF PARTNER:           |                                      |             |          |          |          |             |                        |                        |    |         |          |
| SINGLE (NEVER MARRIED) . . . . .     | 10                                   | -           | 7        | 1        | -        | 2           | 3                      | 3                      | -  | -       | 4        |
| MARRIED, SPOUSE ABSENT . . . . .     | 2                                    | 2           | -        | -        | -        | -           | -                      | -                      | -  | -       | 2        |
| SEPARATED . . . . .                  | 2                                    | 2           | -        | -        | -        | -           | -                      | -                      | -  | -       | 2        |
| WIDOWED . . . . .                    | -                                    | -           | -        | -        | -        | -           | -                      | -                      | -  | -       | -        |
| DIVORCED . . . . .                   | 3                                    | 1           | 2        | -        | -        | -           | 1                      | -                      | -  | -       | 2        |
| PARTNER OF OPPOSITE SEX . . . . .    | 435                                  | 67          | 210      | 121      | 34       | 2           | 197                    | 49                     | 5  | 10      | 174      |
| AGE OF PARTNER:                      |                                      |             |          |          |          |             |                        |                        |    |         |          |
| UNDER 25 . . . . .                   | 122                                  | 46          | 69       | 6        | 2        | -           | 80                     | 13                     | -  | -       | 30       |
| 25 TO 34 . . . . .                   | 254                                  | 18          | 128      | 90       | 16       | 2           | 100                    | 27                     | 3  | 8       | 116      |
| 35 TO 44 . . . . .                   | 50                                   | 2           | 14       | 19       | 15       | -           | 17                     | 9                      | -  | -       | 24       |
| 45 TO 64 . . . . .                   | 8                                    | 2           | -        | 5        | 1        | -           | -                      | -                      | 2  | 1       | 5        |
| 65 AND OVER . . . . .                | -                                    | -           | -        | -        | -        | -           | -                      | -                      | -  | -       | -        |
| MARITAL STATUS OF PARTNER:           |                                      |             |          |          |          |             |                        |                        |    |         |          |
| SINGLE (NEVER MARRIED) . . . . .     | 187                                  | 42          | 96       | 33       | 16       | -           | 108                    | 24                     | -  | 6       | 48       |
| MARRIED, SPOUSE ABSENT . . . . .     | 52                                   | 9           | 31       | 10       | 1        | -           | 22                     | 5                      | -  | 1       | 24       |
| SEPARATED . . . . .                  | 47                                   | 7           | 30       | 10       | -        | -           | 18                     | 5                      | -  | -       | 24       |
| WIDOWED . . . . .                    | 17                                   | -           | 8        | 8        | 2        | -           | 5                      | 2                      | -  | -       | 10       |
| DIVORCED . . . . .                   | 179                                  | 16          | 75       | 70       | 15       | 2           | 62                     | 17                     | 5  | 2       | 93       |

Table 7. Households With Two Unrelated Adults, by Marital Status, Age, and Sex: March 1988—Continued

[NUMBERS IN THOUSANDS. FOR MEANING OF SYMBOLS, SEE TEXT]

| SUBJECT                              | HOUSEHOLDS WITH TWO UNRELATED ADULTS | HOUSEHOLDER |          |          |          |             |                        |                        |    |         |          |
|--------------------------------------|--------------------------------------|-------------|----------|----------|----------|-------------|------------------------|------------------------|----|---------|----------|
|                                      |                                      | AGE (YEARS) |          |          |          |             | MARITAL STATUS         |                        |    |         |          |
|                                      |                                      | UNDER 25    | 25 TO 34 | 35 TO 44 | 45 TO 64 | 65 AND OVER | SINGLE (NEVER MARRIED) | MARRIED, SPOUSE ABSENT |    | WIDOWED | DIVORCED |
|                                      |                                      |             |          |          |          | SEPARATED   | OTHER                  |                        |    |         |          |
| FEMALE HOUSEHOLDER . . .             | 1 805                                | 508         | 708      | 255      | 186      | 148         | 1 026                  | 98                     | 13 | 190     | 478      |
| NO CHILDREN IN HOUSEHOLD             | 1 340                                | 386         | 460      | 174      | 175      | 145         | 820                    | 57                     | 9  | 168     | 287      |
| PARTNER OF SAME SEX . . . . .        | 657                                  | 227         | 214      | 68       | 63       | 84          | 462                    | 15                     | 5  | 92      | 83       |
| AGE OF PARTNER:                      |                                      |             |          |          |          |             |                        |                        |    |         |          |
| UNDER 25 . . . . .                   | 243                                  | 184         | 49       | 6        | 3        | 1           | 213                    | 7                      | -  | 4       | 20       |
| 25 TO 34 . . . . .                   | 223                                  | 43          | 136      | 24       | 11       | 10          | 169                    | 4                      | 5  | 14      | 31       |
| 35 TO 44 . . . . .                   | 62                                   | -           | 20       | 31       | 7        | 4           | 40                     | 4                      | -  | 4       | 13       |
| 45 TO 64 . . . . .                   | 78                                   | -           | 9        | 8        | 36       | 24          | 34                     | -                      | -  | 29      | 15       |
| 65 AND OVER . . . . .                | 51                                   | -           | -        | -        | 6        | 46          | 6                      | -                      | -  | 41      | 5        |
| MARITAL STATUS OF PARTNER:           |                                      |             |          |          |          |             |                        |                        |    |         |          |
| SINGLE (NEVER MARRIED) . . . . .     | 484                                  | 215         | 167      | 48       | 30       | 25          | 405                    | 8                      | 2  | 28      | 41       |
| MARRIED, SPOUSE ABSENT . . . . .     | 33                                   | 2           | 18       | 3        | 3        | 7           | 18                     | -                      | -  | 6       | 8        |
| SEPARATED . . . . .                  | 29                                   | 2           | 18       | 3        | 3        | 4           | 18                     | -                      | -  | 3       | 8        |
| WIDOWED . . . . .                    | 47                                   | -           | -        | 3        | 12       | 31          | 4                      | -                      | -  | 35      | 8        |
| DIVORCED . . . . .                   | 93                                   | 10          | 29       | 14       | 18       | 21          | 34                     | 7                      | 3  | 23      | 26       |
| PARTNER OF OPPOSITE SEX . . . . .    | 683                                  | 159         | 245      | 105      | 112      | 61          | 358                    | 42                     | 4  | 76      | 203      |
| AGE OF PARTNER:                      |                                      |             |          |          |          |             |                        |                        |    |         |          |
| UNDER 25 . . . . .                   | 153                                  | 103         | 31       | 10       | 3        | 6           | 115                    | 3                      | -  | 6       | 28       |
| 25 TO 34 . . . . .                   | 251                                  | 52          | 163      | 23       | 10       | 4           | 166                    | 14                     | 1  | 5       | 65       |
| 35 TO 44 . . . . .                   | 115                                  | 4           | 43       | 49       | 17       | 2           | 52                     | 7                      | 2  | 10      | 43       |
| 45 TO 64 . . . . .                   | 119                                  | -           | 9        | 21       | 71       | 18          | 23                     | 11                     | -  | 30      | 54       |
| 65 AND OVER . . . . .                | 46                                   | -           | -        | 2        | 12       | 32          | 2                      | 7                      | -  | 24      | 13       |
| MARITAL STATUS OF PARTNER:           |                                      |             |          |          |          |             |                        |                        |    |         |          |
| SINGLE (NEVER MARRIED) . . . . .     | 381                                  | 137         | 161      | 37       | 25       | 22          | 267                    | 14                     | 1  | 26      | 72       |
| MARRIED, SPOUSE ABSENT . . . . .     | 44                                   | 1           | 8        | 9        | 17       | 9           | 6                      | 17                     | -  | 7       | 13       |
| SEPARATED . . . . .                  | 36                                   | 1           | 6        | 9        | 13       | 8           | 3                      | 16                     | -  | 6       | 10       |
| WIDOWED . . . . .                    | 23                                   | -           | 1        | 2        | 6        | 13          | 2                      | 2                      | -  | 12      | 7        |
| DIVORCED . . . . .                   | 236                                  | 22          | 75       | 58       | 64       | 17          | 83                     | 8                      | 2  | 31      | 111      |
| WITH CHILDREN IN HOUSEHOLD . . . . . | 465                                  | 122         | 248      | 82       | 10       | 3           | 206                    | 41                     | 4  | 23      | 191      |
| PARTNER OF SAME SEX . . . . .        | 97                                   | 21          | 48       | 20       | 5        | 3           | 49                     | 12                     | 2  | 6       | 28       |
| AGE OF PARTNER:                      |                                      |             |          |          |          |             |                        |                        |    |         |          |
| UNDER 25 . . . . .                   | 40                                   | 15          | 16       | 8        | -        | 2           | 27                     | 5                      | -  | 4       | 3        |
| 25 TO 34 . . . . .                   | 37                                   | 5           | 25       | 6        | 2        | -           | 16                     | 4                      | 1  | -       | 16       |
| 35 TO 44 . . . . .                   | 14                                   | 2           | 7        | 4        | 2        | -           | 6                      | 2                      | 2  | -       | 5        |
| 45 TO 64 . . . . .                   | 6                                    | -           | -        | 3        | 2        | 2           | -                      | 1                      | -  | 2       | 3        |
| 65 AND OVER . . . . .                | -                                    | -           | -        | -        | -        | -           | -                      | -                      | -  | -       | -        |
| MARITAL STATUS OF PARTNER:           |                                      |             |          |          |          |             |                        |                        |    |         |          |
| SINGLE (NEVER MARRIED) . . . . .     | 57                                   | 16          | 27       | 9        | 2        | 2           | 34                     | 8                      | 1  | 6       | 8        |
| MARRIED, SPOUSE ABSENT . . . . .     | 10                                   | -           | 4        | 3        | 3        | -           | 6                      | 2                      | 2  | -       | 1        |
| SEPARATED . . . . .                  | 9                                    | -           | 4        | 3        | 2        | -           | 6                      | 2                      | -  | -       | 1        |
| WIDOWED . . . . .                    | 4                                    | -           | 3        | -        | -        | 2           | -                      | -                      | -  | -       | 4        |
| DIVORCED . . . . .                   | 26                                   | 5           | 14       | 7        | -        | -           | 9                      | 3                      | -  | -       | 15       |
| PARTNER OF OPPOSITE SEX . . . . .    | 367                                  | 100         | 200      | 61       | 5        | -           | 157                    | 29                     | 2  | 17      | 163      |
| AGE OF PARTNER:                      |                                      |             |          |          |          |             |                        |                        |    |         |          |
| UNDER 25 . . . . .                   | 68                                   | 44          | 15       | 7        | 2        | -           | 39                     | 3                      | -  | 6       | 19       |
| 25 TO 34 . . . . .                   | 194                                  | 51          | 135      | 6        | 2        | -           | 101                    | 19                     | 2  | 8       | 65       |
| 35 TO 44 . . . . .                   | 78                                   | 5           | 36       | 38       | -        | -           | 14                     | 6                      | -  | -       | 58       |
| 45 TO 64 . . . . .                   | 26                                   | -           | 14       | 10       | 2        | -           | 3                      | 2                      | -  | 2       | 20       |
| 65 AND OVER . . . . .                | -                                    | -           | -        | -        | -        | -           | -                      | -                      | -  | -       | -        |
| MARITAL STATUS OF PARTNER:           |                                      |             |          |          |          |             |                        |                        |    |         |          |
| SINGLE (NEVER MARRIED) . . . . .     | 176                                  | 61          | 99       | 13       | 3        | -           | 100                    | 13                     | 2  | 10      | 51       |
| MARRIED, SPOUSE ABSENT . . . . .     | 45                                   | 9           | 19       | 15       | 2        | -           | 11                     | 8                      | -  | 2       | 24       |
| SEPARATED . . . . .                  | 44                                   | 9           | 18       | 15       | 2        | -           | 11                     | 8                      | -  | 2       | 23       |
| WIDOWED . . . . .                    | 3                                    | -           | 3        | -        | -        | -           | 3                      | -                      | -  | -       | -        |
| DIVORCED . . . . .                   | 143                                  | 31          | 79       | 33       | -        | -           | 43                     | 8                      | -  | 4       | 88       |

**Table 8. Marital Status of Family Householder and Related Subfamily Reference Persons, by Age, Sex, Race, and Hispanic Origin: March 1988**

[NUMBERS IN THOUSANDS. FOR MEANING OF SYMBOLS, SEE TEXT]

| SUBJECT                                     | TOTAL,<br>15 YEARS<br>AND OVER | AGE (YEARS) |              |             |             |             |             |             |             |             |             |                |
|---|--------------------------------|-------------|--------------|-------------|-------------|-------------|-------------|-------------|-------------|-------------|-------------|----------------|
|   |                                | 15 TO<br>17 | 18 AND<br>19 | 20 TO<br>24 | 25 TO<br>29 | 30 TO<br>34 | 35 TO<br>39 | 40 TO<br>44 | 45 TO<br>54 | 55 TO<br>64 | 65 TO<br>74 | 75 AND<br>OVER |
| <b>ALL RACES</b>                            |                                |             |              |             |             |             |             |             |             |             |             |                |
| FAMILY HOUSEHOLDERS . . . . .               | 65 133                         | 43          | 179          | 2 704       | 6 576       | 8 432       | 8 259       | 7 593       | 11 138      | 9 707       | 7 021       | 3 482          |
| MALE . . . . .                              | 51 464                         | 20          | 77           | 1 733       | 4 953       | 6 416       | 6 379       | 5 892       | 9 035       | 8 181       | 6 023       | 2 754          |
| MARRIED, WIFE PRESENT . . . . .             | 48 748                         | 4           | 59           | 1 492       | 4 668       | 6 067       | 6 057       | 5 575       | 8 594       | 7 846       | 5 797       | 2 589          |
| MARRIED, WIFE ABSENT . . . . .              | 437                            | -           | -            | 17          | 44          | 69          | 67          | 75          | 84          | 52          | 11          | 18             |
| SEPARATED . . . . .                         | 343                            | -           | -            | 13          | 41          | 60          | 60          | 61          | 61          | 33          | 6           | 8              |
| OTHER . . . . .                             | 95                             | -           | -            | 4           | 3           | 9           | 7           | 14          | 23          | 19          | 5           | 10             |
| WIDOWED . . . . .                           | 491                            | -           | -            | -           | 7           | 7           | 16          | 12          | 65          | 139         | 130         | 115            |
| DIVORCED . . . . .                          | 898                            | -           | -            | 6           | 57          | 134         | 170         | 172         | 223         | 91          | 39          | 7              |
| SINGLE (NEVER MARRIED) . . . . .            | 689                            | 16          | 18           | 218         | 177         | 139         | 70          | 57          | 68          | 55          | 47          | 25             |
| PERCENT . . . . .                           | 100.0                          | (B)         | 100.0        | 100.0       | 100.0       | 100.0       | 100.0       | 100.0       | 100.0       | 100.0       | 100.0       | 100.0          |
| MARRIED, WIFE PRESENT . . . . .             | 94.7                           | (B)         | 76.9         | 86.1        | 94.2        | 94.6        | 94.9        | 94.6        | 95.1        | 95.9        | 96.2        | 94.0           |
| MARRIED, WIFE ABSENT . . . . .              | 0.8                            | (B)         | -            | 1.0         | 3.9         | 1.1         | 1.0         | 1.3         | 0.9         | 0.6         | 0.2         | 0.7            |
| SEPARATED . . . . .                         | 0.7                            | (B)         | -            | 3.8         | 0.8         | 0.9         | 0.9         | 1.0         | 0.7         | 0.4         | 0.1         | 0.3            |
| OTHER . . . . .                             | 0.2                            | (B)         | -            | 0.2         | 0.1         | 0.1         | 0.1         | 0.2         | 0.3         | 0.2         | 0.1         | 0.4            |
| WIDOWED . . . . .                           | 1.0                            | (B)         | -            | -           | 0.1         | 0.1         | 0.2         | 0.2         | 0.7         | 1.7         | 2.2         | 4.2            |
| DIVORCED . . . . .                          | 1.7                            | (B)         | -            | 0.4         | 1.1         | 2.1         | 2.7         | 2.9         | 2.5         | 1.1         | 0.6         | 0.2            |
| SINGLE (NEVER MARRIED) . . . . .            | 1.7                            | (B)         | 23.1         | 12.6        | 3.6         | 2.2         | 1.1         | 1.0         | 0.8         | 0.7         | 0.8         | 0.9            |
| FEMALE . . . . .                            | 13 669                         | 23          | 102          | 971         | 1 623       | 2 016       | 1 880       | 1 701       | 2 104       | 1 525       | 997         | 727            |
| MARRIED, HUSBAND PRESENT . . . . .          | 3 061                          | 3           | 20           | 228         | 417         | 486         | 426         | 390         | 474         | 370         | 191         | 54             |
| MARRIED, HUSBAND ABSENT . . . . .           | 1 922                          | 2           | 10           | 122         | 277         | 359         | 339         | 292         | 348         | 132         | 34          | 7              |
| SEPARATED . . . . .                         | 1 594                          | 2           | 7            | 99          | 246         | 304         | 289         | 256         | 270         | 91          | 28          | 2              |
| OTHER . . . . .                             | 328                            | -           | 3            | 23          | 31          | 55          | 50          | 35          | 77          | 41          | 7           | 5              |
| WIDOWED . . . . .                           | 2 604                          | -           | -            | 6           | 23          | 57          | 95          | 142         | 415         | 649         | 616         | 602            |
| DIVORCED . . . . .                          | 3 833                          | 3           | 3            | 95          | 358         | 665         | 804         | 744         | 759         | 294         | 88          | 19             |
| SINGLE (NEVER MARRIED) . . . . .            | 2 250                          | 14          | 69           | 519         | 549         | 450         | 216         | 134         | 107         | 79          | 68          | 46             |
| PERCENT . . . . .                           | 100.0                          | (B)         | 100.0        | 100.0       | 100.0       | 100.0       | 100.0       | 100.0       | 100.0       | 100.0       | 100.0       | 100.0          |
| MARRIED, HUSBAND PRESENT . . . . .          | 22.4                           | (B)         | 20.0         | 23.5        | 25.7        | 24.1        | 22.7        | 22.9        | 22.5        | 24.3        | 19.2        | 7.4            |
| MARRIED, HUSBAND ABSENT . . . . .           | 14.1                           | (B)         | 9.6          | 12.6        | 17.0        | 17.8        | 18.1        | 17.1        | 16.5        | 8.7         | 3.5         | 0.9            |
| SEPARATED . . . . .                         | 11.7                           | (B)         | 6.6          | 10.2        | 15.1        | 15.1        | 15.4        | 15.1        | 12.9        | 6.0         | 2.8         | 0.2            |
| OTHER . . . . .                             | 2.4                            | (B)         | 3.1          | 2.4         | 1.9         | 2.7         | 2.7         | 2.1         | 3.7         | 2.7         | 0.7         | 0.7            |
| WIDOWED . . . . .                           | 19.0                           | (B)         | -            | 0.6         | 1.4         | 2.8         | 5.0         | 8.3         | 19.7        | 42.5        | 61.7        | 82.8           |
| DIVORCED . . . . .                          | 28.0                           | (B)         | 3.2          | 9.8         | 22.1        | 33.0        | 42.8        | 43.7        | 36.1        | 19.3        | 8.8         | 2.6            |
| SINGLE (NEVER MARRIED) . . . . .            | 16.5                           | (B)         | 67.2         | 53.4        | 33.8        | 22.3        | 11.5        | 7.9         | 5.1         | 5.2         | 6.8         | 6.3            |
| <b>RELATED SUBFAMILY REFERENCE PERSONS.</b> |                                |             |              |             |             |             |             |             |             |             |             |                |
| MALE . . . . .                              | 917                            | 20          | 27           | 144         | 186         | 129         | 84          | 56          | 83          | 64          | 77          | 48             |
| MARRIED, WIFE PRESENT . . . . .             | 765                            | 3           | 19           | 113         | 156         | 101         | 61          | 51          | 75          | 63          | 77          | 48             |
| MARRIED, WIFE ABSENT . . . . .              | 25                             | -           | -            | 6           | 7           | 8           | -           | 1           | 2           | -           | -           | -              |
| SEPARATED . . . . .                         | 24                             | -           | -            | 5           | 7           | 8           | -           | 1           | 2           | -           | -           | -              |
| OTHER . . . . .                             | 2                              | -           | -            | 2           | -           | -           | -           | -           | -           | -           | -           | -              |
| WIDOWED . . . . .                           | 9                              | -           | -            | -           | 3           | -           | -           | -           | -           | -           | -           | -              |
| DIVORCED . . . . .                          | 51                             | -           | -            | 7           | 9           | 11          | 16          | 2           | 3           | 1           | -           | -              |
| SINGLE (NEVER MARRIED) . . . . .            | 66                             | 17          | 8            | 17          | 11          | 7           | 5           | 2           | -           | -           | -           | -              |
| FEMALE . . . . .                            | 1 480                          | 128         | 190          | 421         | 351         | 198         | 113         | 48          | 25          | 5           | 1           | 2              |
| MARRIED, HUSBAND PRESENT . . . . .          | -                              | -           | -            | -           | -           | -           | -           | -           | -           | -           | -           | -              |
| MARRIED, HUSBAND ABSENT . . . . .           | 254                            | 2           | 10           | 67          | 76          | 53          | 35          | 6           | 6           | -           | -           | -              |
| SEPARATED . . . . .                         | 196                            | 1           | 10           | 51          | 52          | 43          | 29          | 5           | 6           | -           | -           | -              |
| OTHER . . . . .                             | 59                             | 1           | -            | 16          | 24          | 11          | 6           | 1           | -           | -           | -           | -              |
| WIDOWED . . . . .                           | 29                             | -           | 2            | -           | 11          | 3           | 3           | 4           | 3           | 1           | 1           | 1              |
| DIVORCED . . . . .                          | 253                            | 5           | 5            | 32          | 62          | 69          | 47          | 23          | 11          | -           | -           | -              |
| SINGLE (NEVER MARRIED) . . . . .            | 944                            | 121         | 172          | 322         | 203         | 72          | 29          | 16          | 6           | 4           | -           | -              |
| <b>WHITE</b>                                |                                |             |              |             |             |             |             |             |             |             |             |                |
| FAMILY HOUSEHOLDERS . . . . .               | 56 044                         | 38          | 144          | 2 166       | 5 449       | 7 098       | 7 005       | 6 546       | 9 516       | 8 660       | 6 335       | 3 086          |
| MALE . . . . .                              | 46 335                         | 18          | 72           | 1 520       | 4 367       | 5 782       | 5 669       | 5 285       | 8 064       | 7 527       | 5 534       | 2 499          |
| MARRIED, WIFE PRESENT . . . . .             | 44 170                         | 4           | 59           | 1 337       | 4 133       | 5 502       | 5 417       | 5 019       | 7 727       | 7 255       | 5 344       | 2 372          |
| MARRIED, WIFE ABSENT . . . . .              | 321                            | -           | -            | 17          | 38          | 55          | 45          | 59          | 58          | 35          | 7           | 8              |
| SEPARATED . . . . .                         | 249                            | -           | -            | 13          | 34          | 49          | 38          | 49          | 43          | 18          | 2           | 2              |
| OTHER . . . . .                             | 72                             | -           | -            | 4           | 3           | 5           | 7           | 10          | 14          | 17          | 5           | 6              |
| WIDOWED . . . . .                           | 401                            | -           | -            | -           | 7           | 6           | 14          | 11          | 50          | 115         | 108         | 91             |
| DIVORCED . . . . .                          | 756                            | -           | -            | 5           | 47          | 121         | 147         | 153         | 174         | 75          | 30          | 5              |
| SINGLE (NEVER MARRIED) . . . . .            | 687                            | 14          | 13           | 160         | 142         | 99          | 46          | 44          | 55          | 46          | 45          | 23             |
| PERCENT . . . . .                           | 100.0                          | (B)         | (B)          | 100.0       | 100.0       | 100.0       | 100.0       | 100.0       | 100.0       | 100.0       | 100.0       | 100.0          |
| MARRIED, WIFE PRESENT . . . . .             | 95.3                           | (B)         | (B)          | 88.0        | 94.7        | 95.2        | 95.6        | 95.0        | 95.8        | 96.4        | 96.6        | 94.9           |
| MARRIED, WIFE ABSENT . . . . .              | 0.7                            | (B)         | (B)          | 1.1         | 0.9         | 0.9         | 0.8         | 1.1         | 0.7         | 0.5         | 0.1         | 0.3            |
| SEPARATED . . . . .                         | 0.5                            | (B)         | (B)          | 0.9         | 0.8         | 0.9         | 0.7         | 0.9         | 0.5         | 0.2         | -           | 0.1            |
| OTHER . . . . .                             | 0.2                            | (B)         | (B)          | 0.3         | 0.1         | 0.1         | 0.1         | 0.2         | 0.2         | 0.2         | 0.1         | 0.2            |
| WIDOWED . . . . .                           | 0.9                            | (B)         | (B)          | -           | 0.2         | 0.1         | 0.2         | 0.2         | 0.6         | 1.5         | 2.0         | 3.6            |
| DIVORCED . . . . .                          | 1.6                            | (B)         | (B)          | 0.3         | 1.1         | 2.1         | 2.6         | 2.9         | 2.2         | 1.0         | 0.5         | 0.2            |
| SINGLE (NEVER MARRIED) . . . . .            | 1.5                            | (B)         | (B)          | 10.5        | 3.3         | 1.7         | 0.8         | 0.8         | 0.7         | 0.6         | 0.8         | 0.9            |

**Table 8. Marital Status of Family Householder and Related Subfamily Reference Persons, by Age, Sex, Race, and Hispanic Origin: March 1988—Continued**

[NUMBERS IN THOUSANDS. FOR MEANING OF SYMBOLS, SEE TEXT]

| SUBJECT                              | TOTAL,<br>15 YEARS<br>AND OVER | AGE (YEARS) |              |             |             |             |             |             |             |             |             |                |
|--------------------------------------|--------------------------------|-------------|--------------|-------------|-------------|-------------|-------------|-------------|-------------|-------------|-------------|----------------|
|                                      |                                | 15 TO<br>17 | 18 AND<br>19 | 20 TO<br>24 | 25 TO<br>29 | 30 TO<br>34 | 35 TO<br>39 | 40 TO<br>44 | 45 TO<br>54 | 55 TO<br>64 | 65 TO<br>74 | 75 AND<br>OVER |
| WHITE--CONTINUED                     |                                |             |              |             |             |             |             |             |             |             |             |                |
| FAMILY HOUSEHOLDERS--CONTINUED       |                                |             |              |             |             |             |             |             |             |             |             |                |
| FEMALE . . . . .                     | 9 709                          | 20          | 71           | 647         | 1 082       | 1 317       | 1 336       | 1 261       | 1 452       | 1 134       | 802         | 587            |
| MARRIED, HUSBAND PRESENT . . . . .   | 2 474                          | 3           | 20           | 188         | 337         | 380         | 345         | 311         | 369         | 308         | 165         | 45             |
| MARRIED, HUSBAND ABSENT . . . . .    | 1 133                          | 2           | 7            | 89          | 192         | 198         | 207         | 178         | 176         | 59          | 19          | 7              |
| SEPARATED . . . . .                  | 914                            | 2           | 4            | 79          | 167         | 161         | 170         | 151         | 128         | 36          | 15          | 2              |
| OTHER . . . . .                      | 220                            | -           | 3            | 10          | 25          | 37          | 38          | 27          | 48          | 23          | 4           | 5              |
| WIDOWED . . . . .                    | 1 956                          | -           | -            | 6           | 23          | 32          | 62          | 102         | 278         | 478         | 501         | 475            |
| DIVORCED . . . . .                   | 3 056                          | 3           | 3            | 82          | 289         | 569         | 623         | 613         | 572         | 221         | 63          | 18             |
| SINGLE (NEVER MARRIED) . . . . .     | 1 089                          | 12          | 40           | 282         | 242         | 137         | 98          | 57          | 58          | 67          | 54          | 42             |
| PERCENT. . . . .                     | 100.0                          | (B)         | (B)          | 100.0       | 100.0       | 100.0       | 100.0       | 100.0       | 100.0       | 100.0       | 100.0       | 100.0          |
| MARRIED, HUSBAND PRESENT . . . . .   | 25.5                           | (B)         | (B)          | 29.1        | 31.2        | 28.9        | 25.9        | 24.7        | 25.4        | 27.2        | 20.6        | 7.6            |
| MARRIED, HUSBAND ABSENT . . . . .    | 11.7                           | (B)         | (B)          | 13.8        | 17.7        | 15.0        | 15.5        | 14.1        | 12.1        | 5.2         | 2.3         | 1.2            |
| SEPARATED . . . . .                  | 9.4                            | (B)         | (B)          | 12.2        | 15.4        | 12.2        | 12.7        | 11.9        | 8.8         | 3.2         | 1.8         | 0.3            |
| OTHER . . . . .                      | 2.3                            | (B)         | (B)          | 1.6         | 2.3         | 2.8         | 2.8         | 2.1         | 3.3         | 2.0         | 0.5         | 0.9            |
| WIDOWED . . . . .                    | 20.1                           | (B)         | (B)          | 0.9         | 2.1         | 2.5         | 4.6         | 8.1         | 19.1        | 42.2        | 62.4        | 80.9           |
| DIVORCED . . . . .                   | 31.5                           | (B)         | (B)          | 12.7        | 26.7        | 43.2        | 46.6        | 48.6        | 39.4        | 19.5        | 7.9         | 3.1            |
| SINGLE (NEVER MARRIED) . . . . .     | 11.2                           | (B)         | (B)          | 43.5        | 22.4        | 10.4        | 7.3         | 4.5         | 4.0         | 5.9         | 6.8         | 7.1            |
| RELATED SUBFAMILY REFERENCE PERSONS. |                                |             |              |             |             |             |             |             |             |             |             |                |
| MALE . . . . .                       | 721                            | 16          | 27           | 119         | 158         | 92          | 69          | 45          | 72          | 45          | 40          | 38             |
| MARRIED, WIFE PRESENT . . . . .      | 601                            | 3           | 19           | 101         | 132         | 67          | 51          | 42          | 64          | 43          | 40          | 38             |
| MARRIED, WIFE ABSENT . . . . .       | 23                             | -           | -            | 5           | 6           | 8           | -           | 1           | 2           | -           | -           | -              |
| SEPARATED . . . . .                  | 23                             | -           | -            | 5           | 6           | 8           | -           | 1           | 2           | -           | -           | -              |
| OTHER . . . . .                      | -                              | -           | -            | -           | -           | -           | -           | -           | -           | -           | -           | -              |
| WIDOWED . . . . .                    | 9                              | -           | -            | -           | 3           | 2           | 3           | -           | 2           | -           | -           | -              |
| DIVORCED . . . . .                   | 41                             | -           | -            | 3           | 9           | 10          | 13          | -           | 3           | 1           | -           | -              |
| SINGLE (NEVER MARRIED) . . . . .     | 47                             | 13          | 8            | 10          | 8           | 5           | 2           | 1           | -           | -           | -           | -              |
| FEMALE . . . . .                     | 743                            | 54          | 70           | 194         | 181         | 122         | 62          | 35          | 19          | 4           | 1           | 2              |
| MARRIED, HUSBAND PRESENT . . . . .   | -                              | -           | -            | -           | -           | -           | -           | -           | -           | -           | -           | -              |
| MARRIED, HUSBAND ABSENT . . . . .    | 168                            | 2           | 10           | 46          | 53          | 33          | 15          | 5           | 3           | -           | -           | -              |
| SEPARATED . . . . .                  | 134                            | 1           | 10           | 35          | 39          | 26          | 15          | 4           | 3           | -           | -           | -              |
| OTHER . . . . .                      | 34                             | 1           | -            | 11          | 14          | 7           | -           | 1           | -           | -           | -           | -              |
| WIDOWED . . . . .                    | 22                             | -           | 2            | -           | 8           | 3           | 1           | 4           | 2           | -           | 1           | 1              |
| DIVORCED . . . . .                   | 221                            | 5           | 5            | 29          | 52          | 60          | 40          | 18          | 11          | -           | -           | -              |
| SINGLE (NEVER MARRIED) . . . . .     | 332                            | 47          | 53           | 119         | 68          | 25          | 5           | 8           | 4           | 4           | -           | -              |
| BLACK                                |                                |             |              |             |             |             |             |             |             |             |             |                |
| FAMILY HOUSEHOLDERS.                 |                                |             |              |             |             |             |             |             |             |             |             |                |
| MALE . . . . .                       | 3 621                          | 2           | 3            | 165         | 440         | 427         | 476         | 411         | 634         | 465         | 389         | 209            |
| MARRIED, WIFE PRESENT . . . . .      | 3 200                          | -           | -            | 116         | 401         | 378         | 416         | 380         | 559         | 413         | 357         | 180            |
| MARRIED, WIFE ABSENT . . . . .       | 85                             | -           | -            | -           | 7           | 8           | 18          | 12          | 16          | 13          | 4           | 6              |
| SEPARATED . . . . .                  | 80                             | -           | -            | -           | 7           | 8           | 18          | 12          | 13          | 11          | 4           | 6              |
| OTHER . . . . .                      | 5                              | -           | -            | -           | -           | -           | -           | -           | 3           | 2           | -           | -              |
| WIDOWED . . . . .                    | 74                             | -           | -            | -           | -           | 1           | 2           | 2           | 12          | 20          | 19          | 18             |
| DIVORCED . . . . .                   | 112                            | -           | -            | 1           | 6           | 11          | 20          | 12          | 38          | 13          | 7           | 2              |
| SINGLE (NEVER MARRIED) . . . . .     | 150                            | 2           | 3            | 47          | 26          | 28          | 20          | 5           | 9           | 6           | 2           | 1              |
| PERCENT. . . . .                     | 100.0                          | (B)         | (B)          | 100.0       | 100.0       | 100.0       | 100.0       | 100.0       | 100.0       | 100.0       | 100.0       | 100.0          |
| MARRIED, WIFE PRESENT . . . . .      | 88.4                           | (B)         | (B)          | 70.5        | 91.2        | 88.7        | 87.3        | 92.5        | 88.1        | 88.8        | 91.8        | 86.4           |
| MARRIED, WIFE ABSENT . . . . .       | 2.3                            | (B)         | (B)          | -           | 1.5         | 2.0         | 3.8         | 2.9         | 2.5         | 2.8         | 1.1         | 3.1            |
| SEPARATED . . . . .                  | 2.2                            | (B)         | (B)          | -           | 1.5         | 2.0         | 3.8         | 2.9         | 2.0         | 2.4         | 1.1         | 3.1            |
| OTHER . . . . .                      | 0.1                            | (B)         | (B)          | -           | -           | -           | -           | -           | 0.5         | 0.4         | -           | -              |
| WIDOWED . . . . .                    | 2.0                            | (B)         | (B)          | -           | -           | 0.4         | 0.4         | 0.4         | 1.9         | 4.2         | 4.8         | 3.8            |
| DIVORCED . . . . .                   | 3.1                            | (B)         | (B)          | 0.9         | 1.4         | 2.5         | 4.3         | 3.0         | 6.0         | 2.9         | 1.8         | 1.0            |
| SINGLE (NEVER MARRIED) . . . . .     | 4.1                            | (B)         | (B)          | 28.6        | 5.8         | 6.5         | 4.3         | 1.2         | 1.4         | 1.3         | 0.5         | 0.7            |
| FEMALE . . . . .                     | 3 556                          | 2           | 30           | 300         | 484         | 633         | 496         | 381         | 554         | 367         | 181         | 127            |
| MARRIED, HUSBAND PRESENT . . . . .   | 482                            | -           | -            | 38          | 56          | 84          | 64          | 65          | 90          | 56          | 22          | 7              |
| MARRIED, HUSBAND ABSENT . . . . .    | 713                            | -           | 2            | 32          | 74          | 141         | 119         | 101         | 157         | 71          | 16          | -              |
| SEPARATED . . . . .                  | 625                            | -           | 2            | 20          | 70          | 130         | 107         | 98          | 133         | 53          | 13          | -              |
| OTHER . . . . .                      | 88                             | -           | -            | 12          | 4           | 10          | 12          | 3           | 25          | 18          | 3           | -              |
| WIDOWED . . . . .                    | 578                            | -           | -            | -           | -           | 22          | 32          | 28          | 110         | 162         | 107         | 118            |
| DIVORCED . . . . .                   | 680                            | -           | -            | 11          | 63          | 83          | 167         | 115         | 150         | 66          | 24          | -              |
| SINGLE (NEVER MARRIED) . . . . .     | 1 104                          | 2           | 27           | 220         | 291         | 303         | 114         | 73          | 47          | 12          | 12          | 3              |
| PERCENT. . . . .                     | 100.0                          | (B)         | (B)          | 100.0       | 100.0       | 100.0       | 100.0       | 100.0       | 100.0       | 100.0       | 100.0       | 100.0          |
| MARRIED, HUSBAND PRESENT . . . . .   | 13.5                           | (B)         | (B)          | 12.5        | 11.7        | 13.2        | 12.8        | 17.1        | 16.2        | 15.3        | 12.4        | 5.2            |
| MARRIED, HUSBAND ABSENT . . . . .    | 20.0                           | (B)         | (B)          | 10.7        | 15.3        | 22.2        | 24.0        | 26.5        | 28.4        | 19.4        | 8.7         | -              |
| SEPARATED . . . . .                  | 17.6                           | (B)         | (B)          | 6.6         | 14.4        | 20.6        | 21.5        | 25.7        | 23.9        | 14.4        | 7.1         | -              |
| OTHER . . . . .                      | 2.5                            | (B)         | (B)          | 4.1         | 0.9         | 1.6         | 2.5         | 0.8         | 4.4         | 5.0         | 1.6         | -              |
| WIDOWED . . . . .                    | 16.3                           | (B)         | (B)          | -           | -           | 3.5         | 6.5         | 7.3         | 19.8        | 44.1        | 58.8        | 92.4           |
| DIVORCED . . . . .                   | 19.1                           | (B)         | (B)          | 3.6         | 13.1        | 13.2        | 33.7        | 30.1        | 27.0        | 18.0        | 13.3        | 0.2            |
| SINGLE (NEVER MARRIED) . . . . .     | 31.0                           | (B)         | (B)          | 73.2        | 60.0        | 47.9        | 23.0        | 19.1        | 8.6         | 3.3         | 6.7         | 2.2            |

**Table 8. Marital Status of Family Householder and Related Subfamily Reference Persons, by Age, Sex, Race, and Hispanic Origin: March 1988—Continued**

[NUMBERS IN THOUSANDS. FOR MEANING OF SYMBOLS, SEE TEXT]

| SUBJECT                              | TOTAL,<br>15 YEARS<br>AND OVER | AGE (YEARS) |              |             |             |             |             |             |             |             |             |                |
|--------------------------------------|--------------------------------|-------------|--------------|-------------|-------------|-------------|-------------|-------------|-------------|-------------|-------------|----------------|
|                                      |                                | 15 TO<br>17 | 18 AND<br>19 | 20 TO<br>24 | 25 TO<br>29 | 30 TO<br>34 | 35 TO<br>39 | 40 TO<br>44 | 45 TO<br>54 | 55 TO<br>64 | 65 TO<br>74 | 75 AND<br>OVER |
| <b>BLACK--CONTINUED</b>              |                                |             |              |             |             |             |             |             |             |             |             |                |
| RELATED SUBFAMILY REFERENCE PERSONS. | 797                            | 73          | 118          | 231         | 178         | 97          | 62          | 19          | 5           | 11          | 2           | 3              |
| MALE . . . . .                       | 96                             | 4           | -            | 15          | 15          | 28          | 11          | 5           | 1           | 11          | 2           | 3              |
| MARRIED, WIFE PRESENT . . . . .      | 70                             | -           | -            | 4           | 12          | 26          | 6           | 5           | 1           | 11          | 2           | 3              |
| MARRIED, WIFE ABSENT . . . . .       | 2                              | -           | -            | 2           | -           | -           | -           | -           | -           | -           | -           | -              |
| SEPARATED . . . . .                  | -                              | -           | -            | -           | -           | -           | -           | -           | -           | -           | -           | -              |
| OTHER . . . . .                      | 2                              | -           | -            | 2           | -           | -           | -           | -           | -           | -           | -           | -              |
| WIDOWED . . . . .                    | 7                              | -           | -            | -           | -           | -           | -           | -           | -           | -           | -           | -              |
| DIVORCED . . . . .                   | 1                              | -           | -            | 4           | -           | -           | 3           | -           | -           | -           | -           | -              |
| SINGLE (NEVER MARRIED) . . . . .     | 17                             | 4           | -            | 5           | 3           | 3           | 2           | -           | -           | -           | -           | -              |
| FEMALE . . . . .                     | 701                            | 68          | 118          | 216         | 162         | 69          | 50          | 13          | 4           | -           | -           | -              |
| MARRIED, HUSBAND PRESENT . . . . .   | -                              | -           | -            | -           | -           | -           | -           | -           | -           | -           | -           | -              |
| MARRIED, HUSBAND ABSENT . . . . .    | 83                             | -           | -            | 21          | 20          | 20          | 19          | 1           | 2           | -           | -           | -              |
| SEPARATED . . . . .                  | 61                             | -           | -            | 16          | 12          | 16          | 13          | 1           | 2           | -           | -           | -              |
| OTHER . . . . .                      | 22                             | -           | -            | 5           | 8           | 4           | 6           | -           | -           | -           | -           | -              |
| WIDOWED . . . . .                    | 3                              | -           | -            | -           | 2           | -           | 2           | -           | -           | -           | -           | -              |
| DIVORCED . . . . .                   | 26                             | -           | -            | 3           | 9           | 3           | 6           | 5           | -           | -           | -           | -              |
| SINGLE (NEVER MARRIED) . . . . .     | 588                            | 68          | 118          | 192         | 132         | 45          | 23          | 7           | 2           | -           | -           | -              |
| <b>SPANISH ORIGIN<sup>1</sup></b>    |                                |             |              |             |             |             |             |             |             |             |             |                |
| FAMILY HOUSEHOLDERS . . . . .        | 4 588                          | 7           | 30           | 379         | 721         | 714         | 674         | 519         | 712         | 510         | 222         | 100            |
| MALE . . . . .                       | 3 253                          | 3           | 5            | 236         | 504         | 525         | 470         | 366         | 515         | 377         | 170         | 84             |
| MARRIED, WIFE PRESENT . . . . .      | 2 941                          | 2           | 2            | 178         | 464         | 473         | 431         | 343         | 476         | 339         | 155         | 79             |
| MARRIED, WIFE ABSENT . . . . .       | 68                             | -           | -            | 8           | 8           | 16          | 5           | 6           | 15          | 10          | -           | -              |
| SEPARATED . . . . .                  | 37                             | -           | -            | 4           | 6           | 11          | 3           | 4           | 8           | 1           | -           | -              |
| OTHER . . . . .                      | 31                             | -           | -            | 4           | 1           | 5           | 1           | 2           | 7           | 9           | -           | -              |
| WIDOWED . . . . .                    | 31                             | -           | -            | -           | -           | -           | -           | -           | 4           | 15          | 9           | 3              |
| DIVORCED . . . . .                   | 72                             | -           | -            | -           | 7           | 11          | 17          | 9           | 16          | 10          | 2           | 1              |
| SINGLE (NEVER MARRIED) . . . . .     | 142                            | 3           | 2            | 50          | 25          | 24          | 17          | 7           | 5           | 3           | 4           | 1              |
| PERCENT . . . . .                    | 100.0                          | (B)         | (B)          | 100.0       | 100.0       | 100.0       | 100.0       | 100.0       | 100.0       | 100.0       | 100.0       | 100.0          |
| MARRIED, WIFE PRESENT . . . . .      | 90.4                           | (B)         | (B)          | 75.4        | 92.2        | 90.2        | 91.9        | 93.9        | 92.4        | 90.1        | 90.8        | 94.1           |
| MARRIED, WIFE ABSENT . . . . .       | 2.1                            | (B)         | (B)          | 3.4         | 1.6         | 3.1         | 1.0         | 1.7         | 2.9         | 2.7         | -           | -              |
| SEPARATED . . . . .                  | 1.1                            | (B)         | (B)          | 1.7         | 1.3         | 2.0         | 0.7         | 1.1         | 1.5         | 0.3         | -           | -              |
| OTHER . . . . .                      | 0.9                            | (B)         | (B)          | 1.7         | 0.3         | 1.0         | 0.3         | 0.6         | 1.4         | 2.4         | -           | -              |
| WIDOWED . . . . .                    | 1.0                            | (B)         | (B)          | -           | -           | -           | -           | -           | 0.7         | 4.0         | 5.3         | 3.3            |
| DIVORCED . . . . .                   | 2.2                            | (B)         | (B)          | -           | 1.3         | 2.1         | 3.5         | 2.5         | 3.1         | 2.5         | 1.3         | 1.1            |
| SINGLE (NEVER MARRIED) . . . . .     | 4.4                            | (B)         | (B)          | 21.2        | 4.9         | 4.7         | 3.6         | 1.9         | 0.9         | 0.7         | 2.6         | 1.5            |
| FEMALE . . . . .                     | 1 335                          | 4           | 25           | 144         | 217         | 190         | 204         | 153         | 197         | 133         | 52          | 15             |
| MARRIED, HUSBAND PRESENT . . . . .   | 263                            | -           | 8            | 28          | 54          | 37          | 38          | 33          | 39          | 20          | 5           | -              |
| MARRIED, HUSBAND ABSENT . . . . .    | 281                            | 2           | 5            | 23          | 47          | 45          | 50          | 40          | 44          | 17          | 6           | 2              |
| SEPARATED . . . . .                  | 231                            | 2           | 4            | 16          | 40          | 42          | 43          | 34          | 34          | 10          | 6           | -              |
| OTHER . . . . .                      | 50                             | -           | 1            | 7           | 7           | 3           | 8           | 6           | 10          | 7           | -           | 2              |
| WIDOWED . . . . .                    | 160                            | -           | -            | 1           | 4           | 5           | 10          | 6           | 10          | 7           | -           | 12             |
| DIVORCED . . . . .                   | 320                            | -           | 1            | 9           | 36          | 54          | 69          | 52          | 64          | 20          | 13          | 1              |
| SINGLE (NEVER MARRIED) . . . . .     | 311                            | 2           | 11           | 82          | 77          | 49          | 36          | 18          | 20          | 10          | 5           | 1              |
| PERCENT . . . . .                    | 100.0                          | (B)         | (B)          | 100.0       | 100.0       | 100.0       | 100.0       | 100.0       | 100.0       | 100.0       | (B)         | (B)            |
| MARRIED, HUSBAND PRESENT . . . . .   | 19.7                           | (B)         | (B)          | 19.8        | 24.7        | 19.6        | 18.6        | 21.3        | 19.9        | 15.3        | (B)         | (B)            |
| MARRIED, HUSBAND ABSENT . . . . .    | 21.1                           | (B)         | (B)          | 16.0        | 21.7        | 23.5        | 24.6        | 25.8        | 22.3        | 12.6        | (B)         | (B)            |
| SEPARATED . . . . .                  | 17.3                           | (B)         | (B)          | 11.2        | 18.6        | 21.9        | 20.9        | 22.2        | 17.1        | 7.4         | (B)         | (B)            |
| OTHER . . . . .                      | 3.8                            | (B)         | (B)          | 4.8         | 3.1         | 1.6         | 3.8         | 3.7         | 5.2         | 5.3         | (B)         | (B)            |
| WIDOWED . . . . .                    | 12.0                           | (B)         | (B)          | 0.8         | 1.6         | 2.5         | 5.1         | 7.2         | 15.3        | 49.7        | (B)         | (B)            |
| DIVORCED . . . . .                   | 23.9                           | (B)         | (B)          | 6.1         | 16.5        | 28.7        | 33.9        | 33.8        | 32.5        | 15.0        | (B)         | (B)            |
| SINGLE (NEVER MARRIED) . . . . .     | 23.3                           | (B)         | (B)          | 57.3        | 35.5        | 25.6        | 17.7        | 11.8        | 10.0        | 7.4         | (B)         | (B)            |
| RELATED SUBFAMILY REFERENCE PERSONS. | 342                            | 14          | 34           | 92          | 87          | 37          | 26          | 9           | 22          | 6           | 7           | 8              |
| MALE . . . . .                       | 149                            | 1           | 14           | 33          | 41          | 13          | 9           | 5           | 16          | 3           | 7           | 7              |
| MARRIED, WIFE PRESENT . . . . .      | 128                            | -           | 11           | 30          | 37          | 11          | 4           | 3           | 15          | 3           | 7           | 7              |
| MARRIED, WIFE ABSENT . . . . .       | 3                              | -           | -            | -           | -           | 2           | -           | 1           | -           | -           | -           | -              |
| SEPARATED . . . . .                  | 3                              | -           | -            | -           | -           | 2           | -           | 1           | -           | -           | -           | -              |
| OTHER . . . . .                      | -                              | -           | -            | -           | -           | -           | -           | -           | -           | -           | -           | -              |
| WIDOWED . . . . .                    | -                              | -           | -            | -           | -           | -           | -           | -           | -           | -           | -           | -              |
| DIVORCED . . . . .                   | 6                              | -           | -            | -           | 1           | -           | 4           | -           | 1           | -           | -           | -              |
| SINGLE (NEVER MARRIED) . . . . .     | 11                             | -           | 3            | 3           | 3           | -           | 1           | 1           | -           | -           | -           | -              |
| FEMALE . . . . .                     | 193                            | 13          | 21           | 59          | 46          | 24          | 16          | 4           | 5           | 4           | -           | 1              |
| MARRIED, HUSBAND PRESENT . . . . .   | -                              | -           | -            | -           | -           | -           | -           | -           | -           | -           | -           | -              |
| MARRIED, HUSBAND ABSENT . . . . .    | 46                             | 1           | 6            | 7           | 14          | 8           | 5           | 2           | 3           | -           | -           | -              |
| SEPARATED . . . . .                  | 35                             | -           | 6            | 5           | 10          | 5           | 5           | 1           | 3           | -           | -           | -              |
| OTHER . . . . .                      | 11                             | 1           | -            | 1           | 5           | 3           | -           | 1           | -           | -           | -           | -              |
| WIDOWED . . . . .                    | 6                              | -           | -            | -           | 2           | 1           | 1           | -           | -           | -           | -           | 1              |
| DIVORCED . . . . .                   | 31                             | -           | 3            | 7           | 9           | 4           | 7           | -           | -           | -           | -           | -              |
| SINGLE (NEVER MARRIED) . . . . .     | 110                            | 12          | 11           | 46          | 20          | 11          | 3           | 2           | 2           | 4           | -           | -              |

<sup>1</sup>PERSONS OF SPANISH ORIGIN MAY BE OF ANY RACE.

**Table 9. Living Arrangements of Children Under 18 Years, by Marital Status and Selected Characteristics of Parent: March 1988**

[Numbers in thousands. Characteristics are shown for the householder or reference person in married-couple situations. For meaning of symbols, see text]

| Subject  | Total, living with one or both parents | Living with- |                          |          |                        |          |               |                          |          |                        |          |               |  |
|--|--|--------------|--------------------------|----------|------------------------|----------|---------------|--------------------------|----------|------------------------|----------|---------------|--|
|  |  | Both parents | Mother only              |          |                        |          |               | Father only              |          |                        |          |               |  |
|  |  |              | Marital status of mother |          |                        |          |               | Marital status of father |          |                        |          |               |  |
|  |  |              | Total                    | Divorced | Married, spouse absent | Widowed  | Never married | Total                    | Divorced | Married, spouse absent | Widowed  | Never married |  |
| <b>ALL RACES</b>                               |  |              |                          |          |                        |          |               |                          |          |                        |          |               |  |
| Children under 18 years .....                  | 61271                                  | 45942        | 13521                    | 5010     | 3371                   | 838      | 4302          | 1808                     | 861      | 443                    | 132      | 371           |  |
| Number of siblings in household:               |  |              |                          |          |                        |          |               |                          |          |                        |          |               |  |
| None .....                                     | 14399                                  | 9759         | 3880                     | 1566     | 679                    | 272      | 1362          | 760                      | 384      | 159                    | 49       | 168           |  |
| One .....                                      | 24425                                  | 18894        | 4835                     | 2020     | 1125                   | 317      | 1373          | 697                      | 340      | 176                    | 66       | 115           |  |
| Two .....                                      | 13936                                  | 10837        | 2872                     | 931      | 926                    | 181      | 834           | 227                      | 77       | 104                    | 15       | 30            |  |
| Three .....                                    | 5336                                   | 4108         | 1159                     | 336      | 418                    | 43       | 363           | 69                       | 42       | 3                      | -        | 23            |  |
| Four .....                                     | 1761                                   | 1286         | 441                      | 94       | 129                    | 7        | 212           | 34                       | 18       | -                      | -        | 16            |  |
| Five or more .....                             | 1413                                   | 1057         | 334                      | 63       | 94                     | 19       | 158           | 21                       | -        | -                      | 2        | 19            |  |
| Mean number of siblings .....                  | 1.36                                   | 1.40         | 1.31                     | 1.11     | 1.56                   | 1.13     | 1.37          | 0.89                     | 0.81     | 0.89                   | 0.80     | 1.12          |  |
| Age of parent:                                 |  |              |                          |          |                        |          |               |                          |          |                        |          |               |  |
| 15 to 19 years .....                           | 594                                    | 72           | 473                      | 29       | 32                     | 5        | 407           | 49                       | -        | -                      | -        | 49            |  |
| 20 to 24 years .....                           | 3130                                   | 1349         | 1640                     | 199      | 319                    | 16       | 1107          | 141                      | 19       | 28                     | -        | 95            |  |
| 25 to 29 years .....                           | 9106                                   | 6100         | 2769                     | 729      | 749                    | 47       | 1245          | 237                      | 76       | 68                     | 9        | 84            |  |
| 30 to 34 years .....                           | 14212                                  | 10444        | 3398                     | 1400     | 886                    | 127      | 984           | 373                      | 183      | 92                     | 13       | 85            |  |
| 35 to 39 years .....                           | 14827                                  | 11714        | 2896                     | 1427     | 729                    | 174      | 367           | 417                      | 246      | 100                    | 29       | 43            |  |
| 40 to 44 years .....                           | 10781                                  | 8935         | 1586                     | 838      | 425                    | 176      | 147           | 260                      | 162      | 73                     | 17       | 9             |  |
| 45 to 49 years .....                           | 5073                                   | 4261         | 808                      | 276      | 151                    | 152      | 29            | 205                      | 122      | 49                     | 28       | 6             |  |
| 50 to 54 years .....                           | 2092                                   | 1834         | 202                      | 64       | 56                     | 73       | 10            | 55                       | 24       | 18                     | 13       | 1             |  |
| 55 to 59 years .....                           | 862                                    | 737          | 88                       | 23       | 22                     | 36       | 6             | 37                       | 17       | 4                      | 16       | 1             |  |
| 60 to 64 years .....                           | 355                                    | 312          | 25                       | 12       | 1                      | 12       | -             | 7                        | 3        | 7                      | 8        | -             |  |
| 65 years old and over .....                    | 238                                    | 185          | 36                       | 13       | 3                      | 21       | -             | 16                       | 11       | 5                      | 1        | -             |  |
| Education of parent:                           |  |              |                          |          |                        |          |               |                          |          |                        |          |               |  |
| Elementary: 0 to 8 years .....                 | 5115                                   | 3471         | 1490                     | 275      | 489                    | 149      | 577           | 153                      | 33       | 49                     | 22       | 49            |  |
| High school: 1 to 3 years .....                | 7650                                   | 4317         | 3018                     | 721      | 776                    | 159      | 1363          | 315                      | 100      | 67                     | 11       | 137           |  |
| 4 years .....                                  | 23899                                  | 17256        | 5881                     | 2262     | 1393                   | 369      | 1857          | 763                      | 408      | 193                    | 42       | 120           |  |
| College: 1 to 3 years .....                    | 11356                                  | 8898         | 2138                     | 1170     | 472                    | 76       | 420           | 321                      | 165      | 74                     | 38       | 44            |  |
| 4 years .....                                  | 6925                                   | 6209         | 589                      | 349      | 133                    | 49       | 58            | 127                      | 78       | 20                     | 14       | 14            |  |
| 5 or more years .....                          | 6325                                   | 5791         | 404                      | 234      | 109                    | 35       | 26            | 129                      | 77       | 40                     | 6        | 6             |  |
| Percent high school graduates .....            | 79.2                                   | 83.0         | 66.7                     | 80.1     | 62.5                   | 63.2     | 54.9          | 74.1                     | 84.5     | 73.9                   | 75.6     | 49.8          |  |
| Employment status of parent:                   |  |              |                          |          |                        |          |               |                          |          |                        |          |               |  |
| In the labor force .....                       | 51862                                  | 42146        | 8157                     | 3848     | 1891                   | 457      | 1962          | 1558                     | 781      | 406                    | 104      | 267           |  |
| Employed .....                                 | 48842                                  | 40386        | 7075                     | 3575     | 1655                   | 384      | 1461          | 1381                     | 729      | 358                    | 91       | 203           |  |
| Both parents employed .....                    | 24366                                  | 24366        | (X)                      | (X)      | (X)                    | (X)      | (X)           | (X)                      | (X)      | (X)                    | (X)      | (X)           |  |
| Full time .....                                | 45454                                  | 38454        | 5737                     | 3039     | 1325                   | 260      | 1113          | 1263                     | 649      | 351                    | 87       | 176           |  |
| Part time .....                                | 3368                                   | 1932         | 1337                     | 536      | 329                    | 124      | 348           | 118                      | 80       | 7                      | 4        | 27            |  |
| Unemployed .....                               | 3020                                   | 1760         | 1083                     | 273      | 236                    | 73       | 501           | 177                      | 52       | 47                     | 13       | 64            |  |
| Not in the labor force .....                   | 9409                                   | 3796         | 5364                     | 1162     | 1481                   | 381      | 2340          | 250                      | 80       | 37                     | 28       | 104           |  |
| Presence of adults other than parent:          |  |              |                          |          |                        |          |               |                          |          |                        |          |               |  |
| Other relatives present only .....             | 10554                                  | 6669         | 3504                     | 942      | 871                    | 259      | 1432          | 381                      | 158      | 94                     | 43       | 86            |  |
| Nonrelatives present only .....                | 2091                                   | 244          | 1402                     | 686      | 207                    | 71       | 439           | 445                      | 176      | 82                     | 11       | 176           |  |
| Other relatives and nonrelatives present ..... | 412                                    | 125          | 196                      | 67       | 41                     | 10       | 78            | 92                       | 36       | 18                     | -        | 37            |  |
| No adults other than parent .....              | 48214                                  | 38905        | 8419                     | 3315     | 2253                   | 498      | 2353          | 890                      | 491      | 248                    | 78       | 72            |  |
| Family income:                                 |  |              |                          |          |                        |          |               |                          |          |                        |          |               |  |
| Under \$2,500 .....                            | 2425                                   | 480          | 1776                     | 267      | 539                    | 52       | 917           | 170                      | 33       | 19                     | 2        | 116           |  |
| \$2,500 to \$4,999 .....                       | 2897                                   | 404          | 2400                     | 518      | 613                    | 76       | 1193          | 50                       | 26       | -                      | -        | 16            |  |
| \$5,000 to \$7,499 .....                       | 3207                                   | 878          | 2234                     | 658      | 615                    | 120      | 840           | 95                       | 38       | 17                     | 4        | 37            |  |
| \$7,500 to \$9,999 .....                       | 2576                                   | 1081         | 1380                     | 476      | 373                    | 75       | 457           | 115                      | 55       | 15                     | 1        | 44            |  |
| \$10,000 to \$12,499 .....                     | 2925                                   | 1561         | 1261                     | 541      | 354                    | 65       | 301           | 103                      | 44       | 23                     | 7        | 30            |  |
| \$12,500 to \$14,999 .....                     | 2422                                   | 1549         | 744                      | 362      | 174                    | 81       | 127           | 129                      | 71       | 24                     | 11       | 22            |  |
| \$15,000 to \$19,999 .....                     | 5045                                   | 3579         | 1242                     | 664      | 235                    | 111      | 232           | 225                      | 87       | 71                     | 23       | 44            |  |
| \$20,000 to \$24,999 .....                     | 5143                                   | 4051         | 918                      | 537      | 192                    | 82       | 106           | 175                      | 93       | 37                     | 19       | 26            |  |
| \$25,000 to \$29,999 .....                     | 5106                                   | 4392         | 565                      | 366      | 104                    | 52       | 43            | 149                      | 89       | 37                     | 10       | 13            |  |
| \$30,000 to \$39,999 .....                     | 10066                                  | 9208         | 598                      | 365      | 105                    | 67       | 61            | 260                      | 130      | 81                     | 30       | 20            |  |
| \$40,000 to \$49,999 .....                     | 7453                                   | 7081         | 225                      | 142      | 41                     | 24       | 17            | 147                      | 74       | 63                     | 10       | 1             |  |
| \$50,000 and over .....                        | 12006                                  | 11679        | 180                      | 114      | 26                     | 33       | 7             | 147                      | 97       | 30                     | 16       | 4             |  |
| Mean income .....                              | \$33,394                               | \$40,067     | \$11,989                 | \$16,383 | \$10,294               | \$17,868 | \$7,054       | \$23,919                 | \$27,608 | \$26,153               | \$29,864 | \$10,571      |  |
| Area of residence:                             |  |              |                          |          |                        |          |               |                          |          |                        |          |               |  |
| Inside metropolitan areas .....                | 46910                                  | 34770        | 10732                    | 3897     | 2701                   | 627      | 3507          | 1407                     | 680      | 353                    | 90       | 284           |  |
| 1,000,000 or more .....                        | 25852                                  | 18771        | 6339                     | 2062     | 1700                   | 385      | 2192          | 742                      | 293      | 238                    | 44       | 168           |  |
| Inside central cities .....                    | 10269                                  | 6242         | 3707                     | 917      | 1027                   | 213      | 1550          | 321                      | 114      | 89                     | 17       | 102           |  |
| Outside central cities .....                   | 15583                                  | 12529        | 2633                     | 1145     | 673                    | 172      | 642           | 421                      | 179      | 149                    | 27       | 66            |  |
| Under 1,000,000 .....                          | 21058                                  | 15999        | 4393                     | 1835     | 1001                   | 242      | 1316          | 665                      | 387      | 116                    | 46       | 116           |  |
| Inside central cities .....                    | 8186                                   | 5514         | 2403                     | 946      | 514                    | 115      | 829           | 270                      | 146      | 45                     | 19       | 61            |  |
| Outside central cities .....                   | 12871                                  | 10486        | 1990                     | 889      | 487                    | 127      | 487           | 395                      | 241      | 71                     | 27       | 55            |  |
| Outside metropolitan areas .....               | 14361                                  | 11172        | 2789                     | 1113     | 670                    | 211      | 794           | 401                      | 182      | 89                     | 43       | 87            |  |
| Tenure <sup>1</sup> :                          |  |              |                          |          |                        |          |               |                          |          |                        |          |               |  |
| Owned .....                                    | 39022                                  | 33460        | 4583                     | 2163     | 996                    | 457      | 967           | 980                      | 504      | 264                    | 103      | 108           |  |
| Rented .....                                   | 22249                                  | 12482        | 8938                     | 2847     | 2376                   | 361      | 3334          | 828                      | 357      | 179                    | 29       | 263           |  |
| Public housing .....                           | 2180                                   | 540          | 1599                     | 399      | 391                    | 41       | 769           | 41                       | 9        | 15                     | -        | 17            |  |
| Private housing .....                          | 20068                                  | 11942        | 7339                     | 2448     | 1985                   | 340      | 2566          | 787                      | 348      | 164                    | 29       | 246           |  |

See footnotes at end of table.

Table 9. Living Arrangements of Children Under 18 Years, by Marital Status and Selected Characteristics of Parent: March 1988—Con.

[Numbers in thousands. Characteristics are shown for the householder or reference person in married-couple situations. For meaning of symbols, see text]

| Subject                                       | Total, living with one or both parents | Living with- |                          |          |                        |          |             |                          |          |                        |         |               |  |
|---|--|--------------|--------------------------|----------|------------------------|----------|-------------|--------------------------|----------|------------------------|---------|---------------|--|
|   |  | Mother only  |                          |          |                        |          | Father only |                          |          |                        |         |               |  |
|   |  | Both parents | Marital status of mother |          |                        |          | Total       | Marital status of father |          |                        |         |               |  |
|   |  |              | Total                    | Divorced | Married, spouse absent | Widowed  |             | Never married            | Divorced | Married, spouse absent | Widowed | Never married |  |
| <b>ALL RACES—Con.</b>                         |  |              |                          |          |                        |          |             |                          |          |                        |         |               |  |
| Children under 6 years.....                   | 21526                                  | 16460        | 4531                     | 990      | 1122                   | 98       | 2321        | 535                      | 166      | 136                    | 16      | 214           |  |
| Number of siblings in household:              |  |              |                          |          |                        |          |             |                          |          |                        |         |               |  |
| None.....                                     | 5676                                   | 3952         | 1473                     | 331      | 247                    | 32       | 863         | 251                      | 72       | 43                     | 7       | 129           |  |
| One.....                                      | 8745                                   | 6988         | 1575                     | 371      | 365                    | 48       | 790         | 202                      | 63       | 66                     | 7       | 65            |  |
| Two.....                                      | 4482                                   | 3538         | 886                      | 180      | 300                    | 14       | 393         | 58                       | 13       | 30                     | 1       | 14            |  |
| Three.....                                    | 1670                                   | 1313         | 343                      | 70       | 132                    | 5        | 135         | 14                       | 11       | -                      | -       | 3             |  |
| Four.....                                     | 528                                    | 360          | 160                      | 20       | 54                     | -        | 88          | 7                        | 7        | -                      | -       | -             |  |
| Five or more.....                             | 423                                    | 328          | 94                       | 17       | 24                     | -        | 53          | 3                        | -        | -                      | -       | 3             |  |
| Mean number of siblings.....                  | 1.27                                   | 1.30         | 1.22                     | 1.12     | 1.52                   | 0.92     | 1.13        | 0.76                     | 0.91     | 0.90                   | (B)     | 0.54          |  |
| Age of parent:                                |  |              |                          |          |                        |          |             |                          |          |                        |         |               |  |
| 15 to 19 years.....                           | 513                                    | 63           | 442                      | 24       | 32                     | 5        | 381         | 8                        | -        | -                      | -       | 8             |  |
| 20 to 24 years.....                           | 2744                                   | 1201         | 1418                     | 169      | 267                    | 12       | 970         | 125                      | 19       | 28                     | -       | 79            |  |
| 25 to 29 years.....                           | 6052                                   | 4507         | 1379                     | 321      | 418                    | 26       | 614         | 166                      | 41       | 49                     | 5       | 71            |  |
| 30 to 34 years.....                           | 6289                                   | 5316         | 849                      | 286      | 289                    | 24       | 271         | 123                      | 54       | 27                     | 3       | 39            |  |
| 35 to 39 years.....                           | 3821                                   | 3448         | 308                      | 128      | 90                     | 18       | 75          | 64                       | 27       | 18                     | 5       | 13            |  |
| 40 to 44 years.....                           | 1490                                   | 1374         | 90                       | 41       | 38                     | 6        | 4           | 26                       | 16       | 8                      | 2       | 1             |  |
| 45 to 49 years.....                           | 397                                    | 351          | 29                       | 13       | 7                      | 3        | 6           | 17                       | 7        | 6                      | -       | 4             |  |
| 50 to 54 years.....                           | 131                                    | 123          | 2                        | -        | -                      | 2        | -           | 5                        | 2        | 2                      | 1       | -             |  |
| 55 to 59 years.....                           | 47                                     | 44           | 3                        | 1        | -                      | 1        | -           | -                        | -        | -                      | -       | -             |  |
| 60 to 64 years.....                           | 21                                     | 14           | 7                        | -        | -                      | -        | -           | -                        | -        | -                      | -       | -             |  |
| 65 years old and over.....                    | 21                                     | 17           | 4                        | -        | -                      | 3        | -           | -                        | -        | -                      | -       | -             |  |
| Education of parent:                          |  |              |                          |          |                        |          |             |                          |          |                        |         |               |  |
| Elementary: 0 to 8 years.....                 | 1465                                   | 959          | 453                      | 44       | 135                    | 11       | 263         | 53                       | 6        | 20                     | 1       | 26            |  |
| High school: 1 to 3 years.....                | 2865                                   | 1482         | 1267                     | 199      | 270                    | 25       | 773         | 116                      | 18       | 25                     | 2       | 71            |  |
| 4 years.....                                  | 8536                                   | 8261         | 2030                     | 475      | 497                    | 42       | 1016        | 245                      | 94       | 69                     | 9       | 73            |  |
| College: 1 to 3 years.....                    | 3916                                   | 3240         | 599                      | 196      | 164                    | 14       | 225         | 76                       | 26       | 15                     | 3       | 33            |  |
| 4 years.....                                  | 2615                                   | 2484         | 107                      | 46       | 32                     | 3        | 25          | 23                       | 11       | 5                      | -       | 7             |  |
| 5 or more years.....                          | 2129                                   | 2032         | 75                       | 29       | 24                     | 3        | 19          | 22                       | 11       | 5                      | 2       | 5             |  |
| Percent high school graduates.....            | 79.9                                   | 85.2         | 62.0                     | 75.4     | 63.9                   | 63.5     | 55.4        | 68.5                     | 85.6     | 67.9                   | (B)     | 54.6          |  |
| Employment status of parent:                  |  |              |                          |          |                        |          |             |                          |          |                        |         |               |  |
| In the labor force.....                       | 17670                                  | 15057        | 2148                     | 663      | 534                    | 40       | 910         | 466                      | 142      | 125                    | 16      | 182           |  |
| Employed.....                                 | 16544                                  | 14396        | 1752                     | 600      | 453                    | 33       | 866         | 396                      | 125      | 119                    | 12      | 141           |  |
| Both parents employed.....                    | 7480                                   | 7480         | (X)                      | (X)      | (X)                    | (X)      | (X)         | (X)                      | (X)      | (X)                    | (X)     | (X)           |  |
| Full time.....                                | 15323                                  | 13610        | 1359                     | 490      | 342                    | 27       | 500         | 353                      | 103      | 115                    | 11      | 124           |  |
| Part time.....                                | 1221                                   | 786          | 393                      | 110      | 111                    | 6        | 165         | 43                       | 21       | 4                      | -       | 17            |  |
| Unemployed.....                               | 1126                                   | 661          | 396                      | 63       | 81                     | 7        | 244         | 69                       | 18       | 6                      | 4       | 41            |  |
| Not in the labor force.....                   | 3855                                   | 1402         | 2383                     | 327      | 587                    | 58       | 1411        | 70                       | 24       | 13                     | -       | 33            |  |
| Presence of adults other than parent:         |  |              |                          |          |                        |          |             |                          |          |                        |         |               |  |
| Other relatives present only.....             | 2484                                   | 1039         | 1359                     | 183      | 273                    | 17       | 866         | 87                       | 27       | 26                     | 6       | 28            |  |
| Nonrelatives present only.....                | 942                                    | 114          | 597                      | 197      | 85                     | 22       | 293         | 232                      | 51       | 39                     | 1       | 141           |  |
| Other relatives and nonrelatives present..... | 139                                    | 38           | 64                       | 3        | 8                      | 5        | 48          | 37                       | 16       | 7                      | -       | 14            |  |
| No adults other than parent.....              | 17960                                  | 15269        | 2512                     | 607      | 756                    | 55       | 1094        | 179                      | 72       | 66                     | 9       | 32            |  |
| Family income:                                |  |              |                          |          |                        |          |             |                          |          |                        |         |               |  |
| Under \$2,500.....                            | 1326                                   | 235          | 1015                     | 85       | 258                    | 17       | 655         | 76                       | 13       | 9                      | -       | 54            |  |
| \$2,500 to \$4,999.....                       | 1270                                   | 174          | 1052                     | 171      | 242                    | 8        | 631         | 44                       | 24       | 9                      | -       | 10            |  |
| \$5,000 to \$7,499.....                       | 1203                                   | 353          | 812                      | 142      | 220                    | 13       | 437         | 38                       | 12       | 9                      | -       | 29            |  |
| \$7,500 to \$9,999.....                       | 956                                    | 477          | 432                      | 106      | 105                    | 12       | 210         | 47                       | 17       | 1                      | -       | 17            |  |
| \$10,000 to \$12,499.....                     | 1128                                   | 717          | 373                      | 107      | 116                    | 14       | 136         | 38                       | 6        | 6                      | 3       | 23            |  |
| \$12,500 to \$14,999.....                     | 914                                    | 695          | 177                      | 63       | 41                     | 9        | 64          | 43                       | 15       | 13                     | 3       | 12            |  |
| \$15,000 to \$19,999.....                     | 1826                                   | 1425         | 305                      | 131      | 59                     | 9        | 106         | 96                       | 16       | 45                     | 3       | 32            |  |
| \$20,000 to \$24,999.....                     | 1916                                   | 1674         | 166                      | 85       | 51                     | 7        | 43          | 56                       | 20       | 13                     | 2       | 22            |  |
| \$25,000 to \$29,999.....                     | 1809                                   | 1705         | 79                       | 53       | 12                     | 5        | 10          | 24                       | 12       | 7                      | 1       | 5             |  |
| \$30,000 to \$39,999.....                     | 3500                                   | 3386         | 71                       | 32       | 15                     | 7        | 17          | 43                       | 22       | 11                     | 2       | 8             |  |
| \$40,000 to \$49,999.....                     | 2399                                   | 2365         | 19                       | 7        | 1                      | -        | 11          | 15                       | 2        | 12                     | 1       | -             |  |
| \$50,000 and over.....                        | 3279                                   | 3253         | 11                       | 8        | 2                      | -        | 2           | 15                       | 7        | 3                      | 2       | 4             |  |
| Mean income.....                              | \$30,048                               | \$36,621     | \$7,833                  | \$12,267 | \$7,415                | \$11,646 | \$5,980     | \$15,993                 | \$17,762 | \$19,805               | (B)     | \$11,461      |  |
| Area of residence:                            |  |              |                          |          |                        |          |             |                          |          |                        |         |               |  |
| Inside metropolitan areas.....                | 16793                                  | 12820        | 3565                     | 750      | 877                    | 76       | 1863        | 406                      | 124      | 112                    | 14      | 158           |  |
| 1,000,000 or more.....                        | 9346                                   | 7075         | 2056                     | 365      | 508                    | 52       | 1131        | 214                      | 53       | 76                     | 2       | 83            |  |
| Inside central cities.....                    | 3898                                   | 2525         | 1282                     | 167      | 315                    | 30       | 769         | 91                       | 20       | 26                     | 1       | 44            |  |
| Outside central cities.....                   | 5448                                   | 4550         | 775                      | 199      | 193                    | 21       | 362         | 123                      | 32       | 50                     | 1       | 40            |  |
| Under 1,000,000.....                          | 7447                                   | 5744         | 1509                     | 384      | 369                    | 25       | 731         | 194                      | 71       | 36                     | 12      | 74            |  |
| Inside central cities.....                    | 3053                                   | 2145         | 805                      | 208      | 173                    | 8        | 417         | 103                      | 35       | 15                     | 4       | 48            |  |
| Outside central cities.....                   | 4394                                   | 3599         | 704                      | 177      | 196                    | 17       | 314         | 91                       | 36       | 21                     | 8       | 26            |  |
| Outside metropolitan areas.....               | 4733                                   | 3640         | 966                      | 241      | 245                    | 22       | 458         | 127                      | 43       | 26                     | 2       | 57            |  |
| Tenure:                                       |  |              |                          |          |                        |          |             |                          |          |                        |         |               |  |
| Owned.....                                    | 12079                                  | 10622        | 1253                     | 360      | 285                    | 36       | 571         | 204                      | 71       | 78                     | 11      | 44            |  |
| Rented.....                                   | 9447                                   | 5837         | 3278                     | 630      | 837                    | 62       | 1750        | 331                      | 96       | 60                     | 5       | 171           |  |
| Public housing.....                           | 869                                    | 240          | 613                      | 88       | 148                    | 7        | 370         | 15                       | 4        | 2                      | -       | 9             |  |
| Private housing.....                          | 8578                                   | 5596         | 2665                     | 541      | 688                    | 56       | 1380        | 315                      | 91       | 58                     | 5       | 161           |  |

See footnotes at end of table.

Table 9. Living Arrangements of Children Under 18 Years, by Marital Status and Selected Characteristics of Parent: March 1988—Con.

[Numbers in thousands. Characteristics are shown for the householder or reference person in married-couple situations. For meaning of symbols, see text]

| Subject  | Total, living with one or both parents | Living with- |                          |          |                        |          |         |                          |          |                        |         |               |  |  |
|--|--|--------------|--------------------------|----------|------------------------|----------|---------|--------------------------|----------|------------------------|---------|---------------|--|--|
|  |  | Mother only  |                          |          |                        |          |         | Father only              |          |                        |         |               |  |  |
|  |  | Both parents | Marital status of mother |          |                        |          | Total   | Marital status of father |          |                        |         |               |  |  |
|  |  |              | Total                    | Divorced | Married, spouse absent | Widowed  |         | Never married            | Divorced | Married, spouse absent | Widowed | Never married |  |  |
| <b>ALL RACES—Con.</b>                          |  |              |                          |          |                        |          |         |                          |          |                        |         |               |  |  |
| Children 6 to 11 years .....                   | 20359                                  | 15193        | 4588                     | 1914     | 1165                   | 228      | 1283    | 578                      | 289      | 151                    | 37      | 101           |  |  |
| Number of siblings in household:               |  |              |                          |          |                        |          |         |                          |          |                        |         |               |  |  |
| None .....                                     | 2887                                   | 1753         | 945                      | 445      | 157                    | 42       | 301     | 189                      | 109      | 43                     | 9       | 28            |  |  |
| One .....                                      | 8467                                   | 6540         | 1683                     | 827      | 389                    | 81       | 387     | 243                      | 122      | 71                     | 24      | 26            |  |  |
| Two .....                                      | 5559                                   | 4310         | 1166                     | 418      | 371                    | 74       | 303     | 83                       | 39       | 35                     | 3       | 5             |  |  |
| Three .....                                    | 2208                                   | 1691         | 486                      | 150      | 162                    | 18       | 156     | 31                       | 14       | 3                      | -       | 14            |  |  |
| Four .....                                     | 680                                    | 491          | 169                      | 46       | 51                     | 3        | 69      | 19                       | 5        | -                      | -       | 13            |  |  |
| Five or more .....                             | 560                                    | 407          | 139                      | 27       | 35                     | 10       | 68      | 13                       | -        | -                      | -       | 1             |  |  |
| Mean number of siblings .....                  | 1.58                                   | 1.62         | 1.51                     | 1.27     | 1.73                   | 1.55     | 1.66    | 1.13                     | 0.91     | 0.98                   | (B)     | 2.04          |  |  |
| Age of parent:                                 |  |              |                          |          |                        |          |         |                          |          |                        |         |               |  |  |
| 15 to 19 years .....                           | 33                                     | 8            | 8                        | -        | -                      | -        | 8       | 17                       | -        | -                      | -       | 17            |  |  |
| 20 to 24 years .....                           | 351                                    | 127          | 212                      | 27       | 47                     | 4        | 135     | 12                       | -        | -                      | -       | 12            |  |  |
| 25 to 29 years .....                           | 2736                                   | 1421         | 1249                     | 364      | 302                    | 21       | 561     | 66                       | 33       | 19                     | 4       | 10            |  |  |
| 30 to 34 years .....                           | 5767                                   | 4021         | 1560                     | 712      | 371                    | 55       | 421     | 186                      | 101      | 37                     | 8       | 39            |  |  |
| 35 to 39 years .....                           | 5996                                   | 4835         | 976                      | 551      | 263                    | 53       | 109     | 185                      | 105      | 48                     | 12      | 20            |  |  |
| 40 to 44 years .....                           | 3400                                   | 2946         | 394                      | 190      | 122                    | 38       | 44      | 60                       | 33       | 21                     | 2       | 3             |  |  |
| 45 to 49 years .....                           | 1353                                   | 1174         | 143                      | 55       | 50                     | 34       | 5       | 36                       | 15       | 17                     | 3       | 1             |  |  |
| 50 to 54 years .....                           | 410                                    | 378          | 23                       | 8        | 6                      | 9        | -       | 9                        | -        | 4                      | 5       | -             |  |  |
| 55 to 59 years .....                           | 173                                    | 163          | 6                        | 1        | 2                      | 3        | -       | 3                        | 1        | 2                      | -       | -             |  |  |
| 60 to 64 years .....                           | 75                                     | 68           | 5                        | 4        | -                      | 1        | -       | 3                        | 1        | -                      | 2       | -             |  |  |
| 65 years old and over .....                    | 65                                     | 51           | 12                       | 2        | 1                      | 10       | -       | 2                        | -        | 2                      | -       | -             |  |  |
| Education of parent:                           |  |              |                          |          |                        |          |         |                          |          |                        |         |               |  |  |
| Elementary: 0 to 8 years .....                 | 1645                                   | 1115         | 487                      | 84       | 178                    | 39       | 187     | 43                       | 5        | 14                     | 8       | 16            |  |  |
| High school: 1 to 3 years .....                | 2516                                   | 1482         | 952                      | 262      | 268                    | 42       | 380     | 83                       | 26       | 17                     | -       | 39            |  |  |
| 4 years .....                                  | 8006                                   | 5791         | 1955                     | 830      | 469                    | 105      | 551     | 260                      | 151      | 61                     | 13      | 35            |  |  |
| College: 1 to 3 years .....                    | 3907                                   | 2992         | 817                      | 501      | 162                    | 21       | 133     | 98                       | 49       | 32                     | 13      | 4             |  |  |
| 4 years .....                                  | 2227                                   | 1952         | 235                      | 155      | 45                     | 10       | 25      | 40                       | 29       | 4                      | 1       | 6             |  |  |
| 5 or more years .....                          | 2058                                   | 1861         | 142                      | 82       | 43                     | 12       | 6       | 54                       | 29       | 23                     | 2       | 1             |  |  |
| Percent high school graduates .....            | 79.6                                   | 82.9         | 68.6                     | 81.9     | 61.7                   | 64.8     | 55.7    | 78.3                     | 89.2     | 79.4                   | (B)     | 45.5          |  |  |
| Employment status of parent:                   |  |              |                          |          |                        |          |         |                          |          |                        |         |               |  |  |
| In the labor force .....                       | 17339                                  | 13986        | 2870                     | 1465     | 638                    | 109      | 658     | 484                      | 264      | 134                    | 29      | 56            |  |  |
| Employed .....                                 | 16343                                  | 13413        | 2493                     | 1347     | 557                    | 85       | 504     | 437                      | 245      | 126                    | 27      | 40            |  |  |
| Both parents employed .....                    | 8257                                   | 8257         | (X)                      | (X)      | (X)                    | (X)      | (X)     | (X)                      | (X)      | (X)                    | (X)     | (X)           |  |  |
| Full time .....                                | 15213                                  | 12810        | 2009                     | 1135     | 451                    | 50       | 373     | 394                      | 208      | 123                    | 26      | 37            |  |  |
| Part time .....                                | 1131                                   | 603          | 484                      | 212      | 106                    | 35       | 130     | 43                       | 37       | 3                      | 1       | 3             |  |  |
| Unemployed .....                               | 996                                    | 572          | 377                      | 118      | 81                     | 24       | 154     | 47                       | 20       | 8                      | 2       | 16            |  |  |
| Not in the labor force .....                   | 3020                                   | 1207         | 1718                     | 448      | 526                    | 119      | 625     | 95                       | 25       | 17                     | 8       | 45            |  |  |
| Presence of adults other than parent:          |  |              |                          |          |                        |          |         |                          |          |                        |         |               |  |  |
| Other relatives present only .....             | 2568                                   | 1564         | 899                      | 260      | 251                    | 56       | 332     | 105                      | 44       | 21                     | 8       | 32            |  |  |
| Nonrelatives present only .....                | 711                                    | 77           | 512                      | 291      | 82                     | 22       | 117     | 122                      | 70       | 22                     | 4       | 26            |  |  |
| Other relatives and nonrelatives present ..... | 108                                    | 30           | 56                       | 21       | 14                     | 2        | 20      | 21                       | 1        | 3                      | -       | 17            |  |  |
| No adults other than parent .....              | 16973                                  | 13522        | 3121                     | 1341     | 818                    | 148      | 814     | 330                      | 174      | 105                    | 25      | 26            |  |  |
| Family income:                                 |  |              |                          |          |                        |          |         |                          |          |                        |         |               |  |  |
| Under \$2,500 .....                            | 672                                    | 135          | 488                      | 118      | 179                    | 8        | 183     | 49                       | 7        | 4                      | -       | 38            |  |  |
| \$2,500 to \$4,999 .....                       | 967                                    | 128          | 804                      | 184      | 208                    | 27       | 385     | 35                       | 22       | 10                     | -       | 3             |  |  |
| \$5,000 to \$7,499 .....                       | 1131                                   | 294          | 807                      | 287      | 221                    | 38       | 261     | 30                       | 13       | 4                      | 2       | 12            |  |  |
| \$7,500 to \$9,999 .....                       | 918                                    | 363          | 516                      | 186      | 140                    | 33       | 157     | 39                       | 19       | 10                     | -       | 11            |  |  |
| \$10,000 to \$12,499 .....                     | 939                                    | 446          | 459                      | 215      | 129                    | 13       | 102     | 33                       | 15       | 8                      | 4       | 6             |  |  |
| \$12,500 to \$14,999 .....                     | 790                                    | 486          | 272                      | 151      | 74                     | 14       | 32      | 33                       | 17       | 5                      | 2       | 7             |  |  |
| \$15,000 to \$19,999 .....                     | 1707                                   | 1229         | 421                      | 240      | 72                     | 33       | 76      | 57                       | 29       | 13                     | 7       | 9             |  |  |
| \$20,000 to \$24,999 .....                     | 1786                                   | 1388         | 343                      | 218      | 57                     | 29       | 40      | 55                       | 38       | 12                     | 1       | 4             |  |  |
| \$25,000 to \$29,999 .....                     | 1810                                   | 1560         | 180                      | 113      | 39                     | 6        | 21      | 70                       | 41       | 19                     | 3       | 7             |  |  |
| \$30,000 to \$39,999 .....                     | 3424                                   | 3151         | 184                      | 124      | 29                     | 8        | 23      | 88                       | 38       | 36                     | 11      | 4             |  |  |
| \$40,000 to \$49,999 .....                     | 2516                                   | 2404         | 59                       | 44       | 12                     | 4        | -       | 53                       | 26       | 22                     | 5       | -             |  |  |
| \$50,000 and over .....                        | 3700                                   | 3609         | 56                       | 33       | 6                      | 15       | 2       | 36                       | 25       | 9                      | 2       | -             |  |  |
| Mean income .....                              | \$32,530                               | \$39,100     | \$11,981                 | \$15,514 | \$9,731                | \$17,864 | \$7,708 | \$22,971                 | \$25,184 | \$27,050               | (B)     | \$8,933       |  |  |
| Area of residence:                             |  |              |                          |          |                        |          |         |                          |          |                        |         |               |  |  |
| Inside metropolitan areas .....                | 15388                                  | 11262        | 3676                     | 1495     | 958                    | 166      | 1058    | 450                      | 232      | 118                    | 22      | 78            |  |  |
| 1,000,000 or more .....                        | 8443                                   | 6014         | 2186                     | 789      | 617                    | 102      | 678     | 244                      | 101      | 83                     | 6       | 54            |  |  |
| Inside central cities .....                    | 3275                                   | 1923         | 1238                     | 321      | 374                    | 62       | 482     | 114                      | 38       | 30                     | 4       | 41            |  |  |
| Outside central cities .....                   | 5169                                   | 4090         | 948                      | 468      | 243                    | 40       | 197     | 130                      | 63       | 53                     | 2       | 13            |  |  |
| Under 1,000,000 .....                          | 6944                                   | 5248         | 1490                     | 706      | 341                    | 64       | 380     | 206                      | 131      | 36                     | 16      | 24            |  |  |
| Inside central cities .....                    | 2668                                   | 1746         | 843                      | 355      | 191                    | 26       | 271     | 79                       | 46       | 14                     | 9       | 11            |  |  |
| Outside central cities .....                   | 4276                                   | 3502         | 647                      | 351      | 150                    | 38       | 109     | 127                      | 85       | 22                     | 7       | 13            |  |  |
| Outside metropolitan areas .....               | 4972                                   | 3931         | 912                      | 419      | 207                    | 62       | 225     | 128                      | 57       | 33                     | 15      | 23            |  |  |
| Tenure <sup>1</sup> :                          |  |              |                          |          |                        |          |         |                          |          |                        |         |               |  |  |
| Owned .....                                    | 13062                                  | 11267        | 1461                     | 743      | 353                    | 120      | 245     | 334                      | 170      | 91                     | 33      | 41            |  |  |
| Rented .....                                   | 7298                                   | 3926         | 3127                     | 1170     | 812                    | 108      | 1037    | 245                      | 119      | 61                     | 4       | 61            |  |  |
| Public housing .....                           | 736                                    | 162          | 553                      | 172      | 125                    | 13       | 243     | 21                       | 4        | 10                     | -       | 7             |  |  |
| Private housing .....                          | 6562                                   | 3764         | 2574                     | 999      | 687                    | 95       | 794     | 224                      | 116      | 51                     | 4       | 54            |  |  |

See footnotes at end of table.

**Table 9. Living Arrangements of Children Under 18 Years, by Marital Status and Selected Characteristics of Parent: March 1988—Con.**

[Numbers in thousands. Characteristics are shown for the householder or reference person in married-couple situations. For meaning of symbols, see text]

| Subject  | Total, living with one or both parents | Living with- |                          |          |                        |          |                          |          |          |                        |          |               |
|--|--|--------------|--------------------------|----------|------------------------|----------|--------------------------|----------|----------|------------------------|----------|---------------|
|  |  | Both parents | Mother only              |          |                        |          | Father only              |          |          |                        |          |               |
|  |  |              | Marital status of mother |          |                        |          | Marital status of father |          |          |                        |          |               |
|  |  |              | Total                    | Divorced | Married, spouse absent | Widowed  | Never married            | Total    | Divorced | Married, spouse absent | Widowed  | Never married |
| <b>ALL RACES—Con.</b>                          |  |              |                          |          |                        |          |                          |          |          |                        |          |               |
| Children 12 to 17 years .....                  | 19386                                  | 14290        | 4402                     | 2106     | 1085                   | 512      | 698                      | 694      | 406      | 153                    | 80       | 55            |
| Number of siblings in household:               |  |              |                          |          |                        |          |                          |          |          |                        |          |               |
| None .....                                     | 5836                                   | 4054         | 1462                     | 789      | 276                    | 198      | 198                      | 320      | 203      | 74                     | 33       | 10            |
| One .....                                      | 7214                                   | 5386         | 1577                     | 822      | 371                    | 188      | 196                      | 252      | 155      | 39                     | 35       | 23            |
| Two .....                                      | 3895                                   | 2989         | 820                      | 333      | 256                    | 93       | 138                      | 87       | 25       | 40                     | 10       | 6             |
| Three .....                                    | 1458                                   | 1104         | 330                      | 115      | 124                    | 20       | 72                       | 24       | 17       | 1                      | -        | 2             |
| Four .....                                     | 554                                    | 435          | 112                      | 27       | 4                      | 57       | 7                        | 6        | -        | -                      | -        | 4             |
| Five or more .....                             | 428                                    | 322          | 101                      | 19       | 35                     | 10       | 37                       | 5        | -        | -                      | 1        | 4             |
| Mean number of siblings .....                  | 1.24                                   | 1.28         | 1.19                     | 0.97     | 1.43                   | 0.99     | 1.62                     | 0.79     | 0.69     | 0.79                   | 0.78     | (B)           |
| Age of parent:                                 |  |              |                          |          |                        |          |                          |          |          |                        |          |               |
| 15 to 19 years .....                           | 47                                     | -            | 23                       | 5        | -                      | -        | 18                       | 24       | -        | -                      | -        | 24            |
| 20 to 24 years .....                           | 35                                     | 20           | 10                       | 3        | 5                      | -        | 2                        | 5        | -        | -                      | -        | 5             |
| 25 to 29 years .....                           | 318                                    | 171          | 142                      | 44       | 28                     | -        | 70                       | 5        | 1        | -                      | -        | 4             |
| 30 to 34 years .....                           | 2157                                   | 1107         | 987                      | 402      | 245                    | 48       | 291                      | 64       | 28       | 27                     | 2        | 7             |
| 35 to 39 years .....                           | 5010                                   | 3431         | 1412                     | 748      | 376                    | 105      | 183                      | 168      | 113      | 34                     | 11       | 9             |
| 40 to 44 years .....                           | 5891                                   | 4614         | 1102                     | 606      | 265                    | 132      | 99                       | 174      | 113      | 44                     | 13       | 5             |
| 45 to 49 years .....                           | 3323                                   | 2736         | 435                      | 207      | 94                     | 116      | 19                       | 151      | 99       | 26                     | 24       | 1             |
| 50 to 54 years .....                           | 1552                                   | 1334         | 177                      | 57       | 49                     | 62       | 10                       | 41       | 22       | 11                     | 7        | 1             |
| 55 to 59 years .....                           | 643                                    | 530          | 79                       | 21       | 20                     | 31       | 6                        | 33       | 16       | 2                      | 16       | -             |
| 60 to 64 years .....                           | 258                                    | 230          | 14                       | 2        | 1                      | 11       | -                        | 15       | 2        | 7                      | 6        | -             |
| 65 years old and over .....                    | 152                                    | 117          | 21                       | 11       | 2                      | 8        | -                        | 14       | 11       | 3                      | 1        | -             |
| Education of parent:                           |  |              |                          |          |                        |          |                          |          |          |                        |          |               |
| Elementary: 0 to 8 years .....                 | 2005                                   | 1397         | 550                      | 147      | 177                    | 100      | 128                      | 58       | 22       | 15                     | 12       | 7             |
| High school: 1 to 3 years .....                | 2269                                   | 1353         | 800                      | 259      | 238                    | 93       | 209                      | 116      | 56       | 25                     | 9        | 27            |
| 4 years .....                                  | 7357                                   | 5204         | 1896                     | 957      | 428                    | 222      | 289                      | 257      | 162      | 64                     | 20       | 12            |
| College: 1 to 3 years .....                    | 3534                                   | 2665         | 722                      | 472      | 146                    | 41       | 63                       | 147      | 90       | 27                     | 22       | 7             |
| 4 years .....                                  | 2083                                   | 1773         | 246                      | 148      | 56                     | 35       | 8                        | 64       | 38       | 11                     | 14       | 2             |
| 5 or more years .....                          | 2138                                   | 1898         | 188                      | 124      | 41                     | 21       | 2                        | 53       | 38       | 12                     | 3        | 1             |
| Percent high school graduates .....            | 78.0                                   | 80.8         | 69.3                     | 80.7     | 61.8                   | 62.4     | 51.8                     | 75.0     | 80.7     | 73.8                   | 73.3     | (B)           |
| Employment status of parent:                   |  |              |                          |          |                        |          |                          |          |          |                        |          |               |
| In the labor force .....                       | 16852                                  | 13103        | 3140                     | 1719     | 718                    | 308      | 394                      | 609      | 374      | 146                    | 59       | 29            |
| Employed .....                                 | 15955                                  | 12577        | 2830                     | 1628     | 644                    | 266      | 291                      | 548      | 360      | 114                    | 52       | 22            |
| Both parents employed .....                    | 8629                                   | 8629         | (X)                      | (X)      | (X)                    | (X)      | (X)                      | (X)      | (X)      | (X)                    | (X)      | (X)           |
| Full time .....                                | 14919                                  | 12034        | 2369                     | 1414     | 532                    | 184      | 239                      | 516      | 338      | 114                    | 49       | 15            |
| Part time .....                                | 1036                                   | 543          | 461                      | 214      | 112                    | 82       | 52                       | 32       | 22       | -                      | 3        | 7             |
| Unemployed .....                               | 897                                    | 526          | 310                      | 91       | 74                     | 42       | 103                      | 61       | 15       | 32                     | 7        | 7             |
| Not in the labor force .....                   | 2534                                   | 1186         | 1262                     | 387      | 367                    | 204      | 304                      | 85       | 32       | 7                      | 21       | 26            |
| Presence of adults other than parent:          |  |              |                          |          |                        |          |                          |          |          |                        |          |               |
| Other relatives present only .....             | 5502                                   | 4067         | 1246                     | 488      | 348                    | 186      | 214                      | 189      | 87       | 46                     | 29       | 27            |
| Nonrelatives present only .....                | 438                                    | 53           | 293                      | 198      | 40                     | 27       | 29                       | 91       | 55       | 21                     | 6        | 9             |
| Other relatives and nonrelatives present ..... | 166                                    | 56           | 76                       | 43       | 19                     | 3        | 10                       | 34       | 20       | 8                      | -        | 6             |
| No adults other than parent .....              | 13280                                  | 10114        | 2786                     | 1367     | 678                    | 296      | 446                      | 380      | 244      | 77                     | 45       | 14            |
| Family income:                                 |  |              |                          |          |                        |          |                          |          |          |                        |          |               |
| Under \$2,500 .....                            | 427                                    | 110          | 273                      | 63       | 103                    | 28       | 79                       | 45       | 13       | 6                      | 2        | 23            |
| \$2,500 to \$4,999 .....                       | 659                                    | 102          | 544                      | 163      | 162                    | 41       | 178                      | 14       | 4        | 7                      | -        | 2             |
| \$5,000 to \$7,499 .....                       | 872                                    | 230          | 615                      | 229      | 174                    | 69       | 142                      | 27       | 14       | 4                      | 2        | 8             |
| \$7,500 to \$9,999 .....                       | 703                                    | 242          | 433                      | 184      | 129                    | 30       | 90                       | 28       | 19       | 4                      | 1        | 5             |
| \$10,000 to \$12,499 .....                     | 858                                    | 397          | 429                      | 219      | 109                    | 38       | 63                       | 32       | 23       | 9                      | -        | 1             |
| \$12,500 to \$14,999 .....                     | 717                                    | 369          | 295                      | 147      | 59                     | 58       | 31                       | 54       | 39       | 5                      | 6        | 3             |
| \$15,000 to \$19,999 .....                     | 1512                                   | 925          | 516                      | 293      | 103                    | 69       | 50                       | 72       | 43       | 13                     | 13       | 3             |
| \$20,000 to \$24,999 .....                     | 1442                                   | 989          | 389                      | 234      | 85                     | 47       | 23                       | 63       | 34       | 12                     | 16       | 1             |
| \$25,000 to \$29,999 .....                     | 1488                                   | 1127         | 306                      | 200      | 53                     | 41       | 11                       | 55       | 37       | 12                     | 6        | 1             |
| \$30,000 to \$39,999 .....                     | 3142                                   | 2671         | 343                      | 208      | 61                     | 52       | 21                       | 128      | 70       | 34                     | 16       | 8             |
| \$40,000 to \$49,999 .....                     | 2537                                   | 2312         | 147                      | 92       | 29                     | 20       | 7                        | 79       | 46       | 29                     | 3        | 1             |
| \$50,000 and over .....                        | 5027                                   | 4818         | 113                      | 73       | 19                     | 18       | 3                        | 96       | 64       | 18                     | 13       | -             |
| Mean income .....                              | \$38,018                               | \$45,065     | \$16,276                 | \$19,107 | \$13,874               | \$19,066 | \$9,424                  | \$30,821 | \$33,372 | \$30,997               | \$31,869 | (B)           |
| Area of residence:                             |  |              |                          |          |                        |          |                          |          |          |                        |          |               |
| Inside metropolitan areas .....                | 14729                                  | 10689        | 3491                     | 1653     | 866                    | 385      | 587                      | 549      | 324      | 123                    | 54       | 48            |
| 1,000,000 or more .....                        | 8062                                   | 5682         | 2097                     | 908      | 575                    | 231      | 382                      | 284      | 139      | 79                     | 36       | 30            |
| Inside central cities .....                    | 3097                                   | 1793         | 1187                     | 430      | 338                    | 121      | 299                      | 116      | 55       | 33                     | 11       | 17            |
| Outside central cities .....                   | 4966                                   | 3888         | 909                      | 478      | 237                    | 110      | 83                       | 168      | 84       | 46                     | 24       | 13            |
| Under 1,000,000 .....                          | 6667                                   | 5007         | 1394                     | 745      | 291                    | 153      | 205                      | 265      | 186      | 44                     | 18       | 18            |
| Inside central cities .....                    | 2465                                   | 1623         | 754                      | 383      | 150                    | 81       | 140                      | 88       | 65       | 15                     | 6        | 2             |
| Outside central cities .....                   | 4201                                   | 3384         | 640                      | 362      | 141                    | 73       | 65                       | 177      | 121      | 28                     | 12       | 16            |
| Outside metropolitan areas .....               | 4657                                   | 3601         | 911                      | 454      | 218                    | 127      | 111                      | 145      | 81       | 31                     | 26       | 7             |
| Tenure:  |  |              |                          |          |                        |          |                          |          |          |                        |          |               |
| Owned .....                                    | 13881                                  | 11571        | 1869                     | 1059     | 358                    | 301      | 151                      | 442      | 264      | 95                     | 59       | 24            |
| Rented .....                                   | 5504                                   | 2719         | 2533                     | 1047     | 727                    | 211      | 547                      | 252      | 142      | 58                     | 21       | 31            |
| Public housing .....                           | 576                                    | 139          | 433                      | 139      | 117                    | 22       | 155                      | 4        | 1        | 3                      | -        | -             |
| Private housing .....                          | 4928                                   | 2581         | 2100                     | 908      | 609                    | 190      | 392                      | 248      | 141      | 55                     | 21       | 31            |

See footnotes at end of table.

**Table 9. Living Arrangements of Children Under 18 Years, by Marital Status and Selected Characteristics of Parent: March 1988—Con.**

[Numbers in thousands. Characteristics are shown for the householder or reference person in married-couple situations. For meaning of symbols, see text]

| Subject  | Total living with one or both parents | Living with— |             |                          |                        |          |               |             |                          |                        |          |               |  |
|--|---------------------------------------|--------------|-------------|--------------------------|------------------------|----------|---------------|-------------|--------------------------|------------------------|----------|---------------|--|
|  |                                       | Both parents | Mother only |                          |                        |          |               | Father only |                          |                        |          |               |  |
|  |                                       |              | Total       | Marital status of mother |                        |          |               | Total       | Marital status of father |                        |          |               |  |
|  |                                       |              |             | Divorced                 | Married, spouse absent | Widowed  | Never married |             | Divorced                 | Married, spouse absent | Widowed  | Never married |  |
| <b>WHITE</b>                                   |                                       |              |             |                          |                        |          |               |             |                          |                        |          |               |  |
| Children under 18 years -----                  | 49911                                 | 40287        | 8160        | 4071                     | 2066                   | 540      | 1482          | 1464        | 758                      | 335                    | 119      | 252           |  |
| Number of siblings in household:               |                                       |              |             |                          |                        |          |               |             |                          |                        |          |               |  |
| None -----                                     | 11756                                 | 8583         | 2569        | 1291                     | 454                    | 202      | 622           | 604         | 328                      | 122                    | 44       | 109           |  |
| One -----                                      | 20733                                 | 16978        | 3187        | 1710                     | 789                    | 217      | 472           | 567         | 299                      | 126                    | 62       | 80            |  |
| Two -----                                      | 11192                                 | 9428         | 1575        | 749                      | 486                    | 99       | 230           | 192         | 73                       | 83                     | 11       | 24            |  |
| Three -----                                    | 3962                                  | 3370         | 526         | 225                      | 184                    | 12       | 105           | 66          | 39                       | 3                      | -        | 23            |  |
| Four -----                                     | 1351                                  | 1104         | 213         | 71                       | 81                     | 7        | 54            | 34          | 18                       | -                      | -        | 15            |  |
| Five or more -----                             | 917                                   | 828          | 90          | 25                       | 62                     | 2        | -             | 2           | -                        | -                      | 2        | -             |  |
| Mean number of siblings -----                  | 1.32                                  | 1.37         | 1.14        | 1.06                     | 1.46                   | 0.91     | 0.99          | 0.88        | 0.84                     | 0.90                   | 0.78     | 1.03          |  |
| Age of parent:                                 |                                       |              |             |                          |                        |          |               |             |                          |                        |          |               |  |
| 15 to 19 years -----                           | 340                                   | 72           | 232         | 29                       | 25                     | 5        | 173           | 36          | -                        | -                      | -        | 36            |  |
| 20 to 24 years -----                           | 2170                                  | 1179         | 895         | 175                      | 226                    | 15       | 479           | 97          | 15                       | 22                     | -        | 61            |  |
| 25 to 29 years -----                           | 7020                                  | 5280         | 1559        | 590                      | 484                    | 44       | 442           | 200         | 70                       | 57                     | 9        | 64            |  |
| 30 to 34 years -----                           | 11538                                 | 9315         | 1912        | 1147                     | 485                    | 76       | 205           | 311         | 169                      | 80                     | 11       | 51            |  |
| 35 to 39 years -----                           | 12432                                 | 10317        | 1767        | 1144                     | 414                    | 98       | 111           | 346         | 218                      | 73                     | 25       | 33            |  |
| 40 to 44 years -----                           | 9298                                  | 7892         | 1183        | 707                      | 283                    | 139      | 55            | 223         | 146                      | 57                     | 17       | 3             |  |
| 45 to 49 years -----                           | 4311                                  | 3752         | 404         | 207                      | 107                    | 82       | 8             | 155         | 99                       | 26                     | 28       | 2             |  |
| 50 to 54 years -----                           | 1692                                  | 1528         | 123         | 46                       | 29                     | 43       | 5             | 41          | 17                       | 15                     | 9        | 1             |  |
| 55 to 59 years -----                           | 680                                   | 596          | 53          | 13                       | 13                     | 22       | 5             | 31          | 15                       | 2                      | 14       | 1             |  |
| 60 to 64 years -----                           | 275                                   | 254          | 10          | 2                        | 1                      | 7        | -             | 11          | 3                        | 7                      | -        | -             |  |
| 65 years old and over -----                    | 154                                   | 122          | 22          | 11                       | -                      | 10       | -             | 10          | 7                        | 3                      | -        | -             |  |
| Education of parent:                           |                                       |              |             |                          |                        |          |               |             |                          |                        |          |               |  |
| Elementary: 0 to 8 years -----                 | 3979                                  | 2901         | 954         | 256                      | 364                    | 76       | 259           | 124         | 25                       | 38                     | 17       | 44            |  |
| High school: 1 to 3 years -----                | 5405                                  | 3702         | 1450        | 512                      | 409                    | 99       | 431           | 253         | 86                       | 59                     | 11       | 98            |  |
| 4 years -----                                  | 19351                                 | 15131        | 3607        | 1906                     | 870                    | 238      | 592           | 614         | 365                      | 138                    | 37       | 74            |  |
| College: 1 to 3 years -----                    | 9478                                  | 7756         | 1461        | 841                      | 282                    | 67       | 171           | 261         | 142                      | 60                     | 35       | 25            |  |
| 4 years -----                                  | 8065                                  | 5569         | 369         | 265                      | 72                     | 32       | 20            | 107         | 68                       | 17                     | 14       | 7             |  |
| 5 or more years -----                          | 5632                                  | 5228         | 300         | 192                      | 70                     | 29       | 9             | 104         | 72                       | 23                     | 6        | 4             |  |
| Percent high school graduates -----            | 81.2                                  | 83.6         | 70.5        | 81.2                     | 62.6                   | 67.7     | 53.5          | 74.2        | 85.4                     | 71.0                   | 77.2     | 43.6          |  |
| Employment status of parent:                   |                                       |              |             |                          |                        |          |               |             |                          |                        |          |               |  |
| In the labor force -----                       | 43984                                 | 37453        | 5248        | 3140                     | 1169                   | 301      | 637           | 1283        | 688                      | 311                    | 92       | 192           |  |
| Employed -----                                 | 41958                                 | 36005        | 4804        | 2941                     | 1052                   | 270      | 540           | 1149        | 648                      | 278                    | 78       | 149           |  |
| Both parents employed -----                    | 21435                                 | 21435        | (X)         | (X)                      | (X)                    | (X)      | (X)           | (X)         | (X)                      | (X)                    | (X)      | (X)           |  |
| Full time -----                                | 39317                                 | 34388        | 3681        | 2477                     | 819                    | 174      | 410           | 1048        | 577                      | 272                    | 74       | 125           |  |
| Part time -----                                | 2641                                  | 1617         | 923         | 463                      | 234                    | 96       | 130           | 101         | 69                       | 4                      | 4        | 24            |  |
| Unemployed -----                               | 2026                                  | 1448         | 444         | 199                      | 116                    | 31       | 97            | 134         | 42                       | 35                     | 13       | 44            |  |
| Not in the labor force -----                   | 5927                                  | 2634         | 2913        | 931                      | 898                    | 239      | 645           | 181         | 70                       | 23                     | 28       | 60            |  |
| Presence of adults other than parent:          |                                       |              |             |                          |                        |          |               |             |                          |                        |          |               |  |
| Other relatives present only -----             | 7739                                  | 5645         | 1790        | 694                      | 493                    | 162      | 441           | 303         | 137                      | 72                     | 41       | 53            |  |
| Nonrelatives present only -----                | 1621                                  | 213          | 1060        | 599                      | 158                    | 59       | 244           | 348         | 155                      | 62                     | 4        | 127           |  |
| Other relatives and nonrelatives present ----- | 288                                   | 96           | 121         | 53                       | 17                     | 8        | 42            | 72          | 25                       | 12                     | -        | 35            |  |
| No adults other than parent -----              | 40263                                 | 34333        | 5190        | 2725                     | 1398                   | 310      | 756           | 740         | 440                      | 188                    | 74       | 38            |  |
| Family income:                                 |                                       |              |             |                          |                        |          |               |             |                          |                        |          |               |  |
| Under \$2,500 -----                            | 1408                                  | 365          | 928         | 210                      | 378                    | 41       | 299           | 115         | 25                       | 11                     | 2        | 77            |  |
| \$2,500 to \$4,999 -----                       | 1571                                  | 345          | 1147        | 421                      | 361                    | 33       | 332           | 80          | 43                       | 24                     | -        | 12            |  |
| \$5,000 to \$7,499 -----                       | 2078                                  | 737          | 1265        | 512                      | 347                    | 71       | 334           | 77          | 31                       | 8                      | 4        | 35            |  |
| \$7,500 to \$9,999 -----                       | 1679                                  | 832          | 774         | 352                      | 212                    | 55       | 156           | 73          | 43                       | 9                      | 1        | 21            |  |
| \$10,000 to \$12,499 -----                     | 2094                                  | 1245         | 764         | 427                      | 187                    | 32       | 117           | 86          | 42                       | 15                     | 5        | 25            |  |
| \$12,500 to \$14,999 -----                     | 1916                                  | 1289         | 536         | 315                      | 135                    | 35       | 52            | 92          | 59                       | 20                     | 8        | 5             |  |
| \$15,000 to \$19,999 -----                     | 3981                                  | 2977         | 830         | 538                      | 126                    | 74       | 92            | 174         | 69                       | 53                     | 23       | 28            |  |
| \$20,000 to \$24,999 -----                     | 4304                                  | 3447         | 706         | 467                      | 126                    | 68       | 46            | 151         | 86                       | 25                     | 18       | 22            |  |
| \$25,000 to \$29,999 -----                     | 4474                                  | 3909         | 436         | 305                      | 76                     | 41       | 14            | 129         | 83                       | 27                     | 7        | 13            |  |
| \$30,000 to \$39,999 -----                     | 8672                                  | 8192         | 459         | 320                      | 65                     | 50       | 23            | 221         | 118                      | 58                     | 30       | 15            |  |
| \$40,000 to \$49,999 -----                     | 6668                                  | 6377         | 163         | 110                      | 31                     | 12       | 10            | 128         | 66                       | 56                     | 6        | 1             |  |
| \$50,000 and over -----                        | 10865                                 | 10573        | 153         | 94                       | 23                     | 30       | 7             | 138         | 93                       | 30                     | 16       | -             |  |
| Mean income -----                              | \$35,953                              | \$40,833     | \$13,754    | \$16,676                 | \$10,683               | \$19,735 | \$7,829       | \$25,418    | \$28,553                 | \$27,900               | \$29,948 | \$10,548      |  |
| Area of residence:                             |                                       |              |             |                          |                        |          |               |             |                          |                        |          |               |  |
| Inside metropolitan areas -----                | 37547                                 | 30034        | 6392        | 3092                     | 1676                   | 417      | 1206          | 1121        | 592                      | 256                    | 77       | 196           |  |
| 1,000,000 or more -----                        | 19686                                 | 15708        | 3410        | 1528                     | 963                    | 244      | 675           | 568         | 250                      | 175                    | 34       | 109           |  |
| Inside central cities -----                    | 6247                                  | 4542         | 1514        | 561                      | 441                    | 134      | 378           | 191         | 89                       | 45                     | 7        | 50            |  |
| Outside central cities -----                   | 13439                                 | 11166        | 1896        | 967                      | 522                    | 110      | 296           | 377         | 161                      | 130                    | 27       | 59            |  |
| Under 1,000,000 -----                          | 17861                                 | 14327        | 2981        | 1564                     | 713                    | 173      | 531           | 553         | 342                      | 81                     | 43       | 87            |  |
| Inside central cities -----                    | 6180                                  | 4535         | 1449        | 780                      | 320                    | 71       | 278           | 196         | 116                      | 22                     | 17       | 41            |  |
| Outside central cities -----                   | 11681                                 | 9792         | 1533        | 784                      | 393                    | 102      | 254           | 356         | 226                      | 58                     | 26       | 46            |  |
| Outside metropolitan areas -----               | 12364                                 | 10253        | 1768        | 979                      | 390                    | 123      | 276           | 343         | 166                      | 79                     | 42       | 56            |  |
| Tenure:  |                                       |              |             |                          |                        |          |               |             |                          |                        |          |               |  |
| Owned -----                                    | 34350                                 | 30312        | 3205        | 1823                     | 674                    | 329      | 379           | 833         | 458                      | 200                    | 95       | 80            |  |
| Rented -----                                   | 15561                                 | 9975         | 4955        | 2249                     | 1392                   | 211      | 1103          | 631         | 300                      | 135                    | 24       | 172           |  |
| Public housing -----                           | 919                                   | 364          | 537         | 234                      | 163                    | 9        | 130           | 18          | 5                        | 8                      | -        | 5             |  |
| Private housing -----                          | 14642                                 | 9611         | 4419        | 2015                     | 1229                   | 202      | 973           | 613         | 295                      | 126                    | 24       | 167           |  |

See footnotes at end of table.

**Table 9. Living Arrangements of Children Under 18 Years, by Marital Status and Selected Characteristics of Parent: March 1988—Con.**

[Numbers in thousands. Characteristics are shown for the householder or reference person in married-couple situations. For meaning of symbols, see text]

| Subject                                       | Total, living with one or both parents | Living with- |             |                          |                        |          |               |             |                          |                        |         |               |
|---|--|--------------|-------------|--------------------------|------------------------|----------|---------------|-------------|--------------------------|------------------------|---------|---------------|
|   |  | Both parents | Mother only |                          |                        |          |               | Father only |                          |                        |         |               |
|   |  |              | Total       | Marital status of mother |                        |          |               | Total       | Marital status of father |                        |         |               |
|   |  |              |             | Divorced                 | Married, spouse absent | Widowed  | Never married |             | Divorced                 | Married, spouse absent | Widowed | Never married |
| <b>WHITE—Con.</b>                             |  |              |             |                          |                        |          |               |             |                          |                        |         |               |
| Children under 6 years.....                   | 17538                                  | 14514        | 2610        | 820                      | 751                    | 76       | 963           | 413         | 145                      | 106                    | 13      | 149           |
| Number of siblings in household:              |  |              |             |                          |                        |          |               |             |                          |                        |         |               |
| None.....                                     | 4609                                   | 3483         | 943         | 287                      | 190                    | 25       | 440           | 183         | 59                       | 33                     | 5       | 86            |
| One.....                                      | 7422                                   | 6285         | 970         | 315                      | 299                    | 45       | 311           | 166         | 55                       | 52                     | 7       | 51            |
| Two.....                                      | 3594                                   | 3104         | 448         | 149                      | 165                    | 3        | 130           | 42          | 13                       | 21                     | -       | 9             |
| Three.....                                    | 1250                                   | 1089         | 147         | 43                       | 56                     | 4        | 45            | 14          | 11                       | -                      | -       | 3             |
| Four.....                                     | 401                                    | 311          | 82          | 19                       | 28                     | -        | 36            | 7           | 7                        | -                      | -       | -             |
| Five or more.....                             | 262                                    | 242          | 20          | 7                        | 13                     | -        | -             | -           | -                        | -                      | -       | -             |
| Mean number of siblings.....                  | 1.22                                   | 1.27         | 1.05        | 1.04                     | 1.31                   | 0.80     | 0.88          | 0.78        | 0.99                     | 0.88                   | (B)     | 0.52          |
| Age of parent:                                |  |              |             |                          |                        |          |               |             |                          |                        |         |               |
| 15 to 19 years.....                           | 283                                    | 63           | 212         | 24                       | 25                     | 5        | 158           | 7           | -                        | -                      | -       | 7             |
| 20 to 24 years.....                           | 1940                                   | 1060         | 788         | 151                      | 195                    | 12       | 430           | 91          | 15                       | 22                     | -       | 55            |
| 25 to 29 years.....                           | 4908                                   | 3920         | 850         | 265                      | 291                    | 23       | 271           | 138         | 38                       | 42                     | 5       | 53            |
| 30 to 34 years.....                           | 5348                                   | 4775         | 479         | 237                      | 160                    | 12       | 70            | 95          | 50                       | 23                     | 1       | 21            |
| 35 to 39 years.....                           | 3289                                   | 3041         | 199         | 105                      | 47                     | 15       | 31            | 50          | 23                       | 13                     | 5       | 9             |
| 40 to 44 years.....                           | 1276                                   | 1192         | 65          | 30                       | 27                     | 6        | 2             | 20          | 14                       | 5                      | 2       | -             |
| 45 to 49 years.....                           | 331                                    | 309          | 12          | 6                        | 5                      | -        | 1             | 10          | 7                        | -                      | -       | 2             |
| 50 to 54 years.....                           | 108                                    | 105          | -           | -                        | -                      | -        | -             | 2           | -                        | 2                      | -       | -             |
| 55 to 59 years.....                           | 29                                     | 26           | -           | 1                        | -                      | -        | -             | -           | -                        | -                      | -       | -             |
| 60 to 64 years.....                           | 11                                     | 11           | -           | -                        | -                      | -        | -             | -           | -                        | -                      | -       | -             |
| 65 years old and over.....                    | 14                                     | 12           | 2           | -                        | -                      | 1        | -             | -           | -                        | -                      | -       | -             |
| Education of parent:                          |  |              |             |                          |                        |          |               |             |                          |                        |         |               |
| Elementary: 0 to 8 years.....                 | 1135                                   | 800          | 286         | 40                       | 102                    | 8        | 138           | 47          | 6                        | 17                     | -       | 24            |
| High school: 1 to 3 years.....                | 2052                                   | 1303         | 657         | 163                      | 170                    | 20       | 304           | 93          | 17                       | 20                     | 2       | 54            |
| 4 years.....                                  | 6895                                   | 5529         | 1176        | 405                      | 342                    | 30       | 399           | 190         | 82                       | 52                     | 7       | 49            |
| College: 1 to 3 years.....                    | 3250                                   | 2824         | 374         | 154                      | 100                    | 14       | 105           | 51          | 19                       | 11                     | 3       | 18            |
| 4 years.....                                  | 2332                                   | 2254         | 60          | 30                       | 20                     | 1        | 18            | 11          | 5                        | 2                      | -       | 9             |
| 5 or more years.....                          | 1874                                   | 1805         | 54          | 27                       | 17                     | 3        | 8             | 15          | 11                       | -                      | 2       | 2             |
| Percent high school graduates.....            | 81.8                                   | 85.5         | 63.8        | 75.2                     | 63.8                   | 63.6     | 54.1          | 66.3        | 84.4                     | 64.4                   | (B)     | 48.1          |
| Employment status of parent:                  |  |              |             |                          |                        |          |               |             |                          |                        |         |               |
| In the labor force.....                       | 15139                                  | 13445        | 1333        | 546                      | 371                    | 24       | 392           | 362         | 123                      | 98                     | 13      | 128           |
| Employed.....                                 | 14390                                  | 12901        | 1176        | 503                      | 327                    | 23       | 322           | 313         | 108                      | 93                     | 9       | 103           |
| Both parents employed.....                    | 6579                                   | 6579         | (X)         | (X)                      | (X)                    | (X)      | (X)           | (X)         | (X)                      | (X)                    | (X)     | (X)           |
| Full time.....                                | 13431                                  | 12250        | 905         | 402                      | 234                    | 19       | 250           | 275         | 89                       | 89                     | 8       | 89            |
| Part time.....                                | 959                                    | 651          | 271         | 101                      | 93                     | 4        | 72            | 37          | 19                       | 4                      | -       | 14            |
| Unemployed.....                               | 750                                    | 543          | 157         | 43                       | 44                     | 1        | 70            | 49          | 15                       | 5                      | 4       | 25            |
| Not in the labor force.....                   | 2398                                   | 1070         | 1277        | 273                      | 380                    | 53       | 571           | 51          | 22                       | 8                      | -       | 21            |
| Presence of adults other than parent:         |  |              |             |                          |                        |          |               |             |                          |                        |         |               |
| Other relatives present only.....             | 1541                                   | 842          | 636         | 141                      | 173                    | 13       | 309           | 63          | 21                       | 18                     | 6       | 18            |
| Nonrelatives present only.....                | 716                                    | 99           | 435         | 171                      | 64                     | 20       | 180           | 181         | 47                       | 31                     | -       | 103           |
| Other relatives and nonrelatives present..... | 86                                     | 26           | 35          | -                        | 8                      | 5        | 22            | 24          | 10                       | 2                      | -       | 12            |
| No adults other than parent.....              | 15195                                  | 13547        | 1503        | 508                      | 506                    | 38       | 451           | 145         | 68                       | 54                     | 7       | 16            |
| Family income:                                |  |              |             |                          |                        |          |               |             |                          |                        |         |               |
| Under \$2,500.....                            | 744                                    | 182          | 511         | 83                       | 193                    | 16       | 239           | 51          | 10                       | 7                      | -       | 34            |
| \$2,500 to \$4,999.....                       | 716                                    | 148          | 530         | 152                      | 152                    | 8        | 218           | 38          | 22                       | 8                      | -       | 9             |
| \$5,000 to \$7,499.....                       | 840                                    | 301          | 508         | 117                      | 153                    | 11       | 227           | 31          | 10                       | 4                      | -       | 17            |
| \$7,500 to \$9,999.....                       | 621                                    | 355          | 234         | 83                       | 58                     | 9        | 84            | 32          | 15                       | -                      | -       | 17            |
| \$10,000 to \$12,499.....                     | 865                                    | 588          | 246         | 95                       | 70                     | 8        | 74            | 31          | 6                        | 4                      | 1       | 20            |
| \$12,500 to \$14,999.....                     | 750                                    | 594          | 124         | 55                       | 34                     | 6        | 29            | 33          | 15                       | 12                     | 3       | 3             |
| \$15,000 to \$19,999.....                     | 1474                                   | 1206         | 196         | 108                      | 31                     | 6        | 52            | 72          | 13                       | 35                     | 3       | 20            |
| \$20,000 to \$24,999.....                     | 1642                                   | 1457         | 134         | 67                       | 36                     | 5        | 26            | 50          | 20                       | 11                     | 2       | 18            |
| \$25,000 to \$29,999.....                     | 1620                                   | 1540         | 61          | 44                       | 9                      | 5        | 3             | 19          | 7                        | 7                      | 1       | 4             |
| \$30,000 to \$39,999.....                     | 3116                                   | 3040         | 44          | 25                       | 14                     | 3        | 3             | 32          | 18                       | 3                      | 2       | 8             |
| \$40,000 to \$49,999.....                     | 2143                                   | 2117         | 13          | 6                        | -                      | -        | 7             | 14          | 2                        | 12                     | -       | -             |
| \$50,000 and over.....                        | 3007                                   | 2987         | 8           | 5                        | 2                      | -        | 1             | 12          | 7                        | 3                      | 2       | -             |
| Mean income.....                              | \$32,560                               | \$37,320     | \$8,658     | \$12,142                 | \$7,400                | \$10,314 | \$6,543       | \$16,345    | \$17,745                 | \$20,608               | (B)     | \$11,170      |
| Area of residence:                            |  |              |             |                          |                        |          |               |             |                          |                        |         |               |
| Inside metropolitan areas.....                | 13485                                  | 11153        | 2020        | 607                      | 590                    | 59       | 763           | 312         | 104                      | 84                     | 11      | 113           |
| 1,000,000 or more.....                        | 7185                                   | 5996         | 1030        | 269                      | 311                    | 41       | 409           | 158         | 42                       | 60                     | 1       | 55            |
| Inside central cities.....                    | 2467                                   | 1903         | 516         | 106                      | 161                    | 22       | 227           | 48          | 14                       | 14                     | -       | 30            |
| Outside central cities.....                   | 4718                                   | 4093         | 515         | 164                      | 150                    | 18       | 183           | 110         | 28                       | 46                     | 1       | 25            |
| Under 1,000,000.....                          | 6300                                   | 5157         | 989         | 338                      | 279                    | 19       | 354           | 154         | 62                       | 24                     | 10      | 57            |
| Inside central cities.....                    | 2341                                   | 1792         | 482         | 183                      | 116                    | 6        | 177           | 68          | 26                       | 7                      | 2       | 32            |
| Outside central cities.....                   | 3959                                   | 3365         | 508         | 154                      | 164                    | 13       | 177           | 86          | 36                       | 18                     | 8       | 25            |
| Outside metropolitan areas.....               | 4053                                   | 3361         | 590         | 213                      | 161                    | 17       | 200           | 101         | 42                       | 22                     | 2       | 36            |
| Tenure:                                       |  |              |             |                          |                        |          |               |             |                          |                        |         |               |
| Owned.....                                    | 10699                                  | 9766         | 771         | 284                      | 207                    | 29       | 251           | 162         | 62                       | 62                     | 10      | 27            |
| Rented.....                                   | 6838                                   | 4748         | 1839        | 536                      | 544                    | 47       | 712           | 251         | 83                       | 44                     | 3       | 122           |
| Public housing.....                           | 395                                    | 167          | 225         | 67                       | 78                     | 1        | 78            | 3           | -                        | 1                      | -       | 2             |
| Private housing.....                          | 6443                                   | 4581         | 1613        | 468                      | 466                    | 46       | 634           | 249         | 83                       | 43                     | 3       | 120           |

See footnotes at end of table.

Table 9. Living Arrangements of Children Under 18 Years, by Marital Status and Selected Characteristics of Parent: March 1988—Con.

[Numbers in thousands. Characteristics are shown for the householder or reference person in married-couple situations. For meaning of symbols, see text]

| Subject  | Total living with one or both parents | Living with- |                          |          |                        |          |         |                          |          |                        |         |               |
|--|---------------------------------------|--------------|--------------------------|----------|------------------------|----------|---------|--------------------------|----------|------------------------|---------|---------------|
|  |                                       | Mother only  |                          |          |                        |          |         | Father only              |          |                        |         |               |
|  |                                       | Both parents | Marital status of mother |          |                        |          | Total   | Marital status of father |          |                        |         |               |
|  |                                       |              | Total                    | Divorced | Married, spouse absent | Widowed  |         | Never married            | Divorced | Married, spouse absent | Widowed | Never married |
| <b>WHITE—Con.</b>                              |                                       |              |                          |          |                        |          |         |                          |          |                        |         |               |
| Children 6 to 11 years .....                   | 16561                                 | 13276        | 2810                     | 1574     | 716                    | 156      | 364     | 475                      | 267      | 112                    | 33      | 63            |
| Number of siblings in household:               |                                       |              |                          |          |                        |          |         |                          |          |                        |         |               |
| None .....                                     | 2244                                  | 1471         | 628                      | 378      | 105                    | 31       | 114     | 145                      | 95       | 28                     | 8       | 14            |
| One .....                                      | 7256                                  | 5904         | 1149                     | 711      | 259                    | 62       | 117     | 203                      | 113      | 51                     | 24      | 15            |
| Two .....                                      | 4525                                  | 3769         | 680                      | 332      | 219                    | 54       | 75      | 76                       | 39       | 31                     | 1       | 5             |
| Three .....                                    | 1647                                  | 1384         | 231                      | 108      | 76                     | 3        | 44      | 31                       | 14       | 3                      | -       | 14            |
| Four .....                                     | 536                                   | 430          | 87                       | 36       | 33                     | 3        | 14      | 19                       | 5        | -                      | -       | 14            |
| Five or more .....                             | 354                                   | 319          | 35                       | 9        | 24                     | 2        | -       | 1                        | -        | -                      | 1       | -             |
| Mean number of siblings .....                  | 1.53                                  | 1.59         | 1.33                     | 1.20     | 1.67                   | 1.31     | 1.25    | 1.11                     | 0.95     | 1.07                   | (B)     | (B)           |
| Age of parent:                                 |                                       |              |                          |          |                        |          |         |                          |          |                        |         |               |
| 15 to 19 years .....                           | 22                                    | 8            | 3                        | -        | -                      | -        | 3       | 10                       | -        | -                      | -       | 10            |
| 20 to 24 years .....                           | 208                                   | 100          | 104                      | 23       | 31                     | 3        | 47      | 4                        | -        | -                      | -       | 4             |
| 25 to 29 years .....                           | 1914                                  | 1201         | 656                      | 294      | 181                    | 20       | 160     | 57                       | 31       | 15                     | 4       | 7             |
| 30 to 34 years .....                           | 4713                                  | 3604         | 950                      | 605      | 215                    | 38       | 93      | 158                      | 94       | 32                     | 8       | 24            |
| 35 to 39 years .....                           | 5082                                  | 4254         | 669                      | 444      | 161                    | 28       | 36      | 159                      | 97       | 36                     | 12      | 15            |
| 40 to 44 years .....                           | 2951                                  | 2604         | 294                      | 156      | 86                     | 31       | 21      | 53                       | 31       | 17                     | 2       | 3             |
| 45 to 49 years .....                           | 1128                                  | 1003         | 100                      | 42       | 34                     | 20       | 4       | 25                       | 12       | 10                     | 3       | -             |
| 50 to 54 years .....                           | 328                                   | 303          | 21                       | 8        | 6                      | 7        | -       | 4                        | -        | 3                      | 2       | -             |
| 55 to 59 years .....                           | 122                                   | 116          | 5                        | 1        | 2                      | 2        | -       | 1                        | 1        | -                      | -       | -             |
| 60 to 64 years .....                           | 52                                    | 49           | -                        | -        | -                      | -        | -       | 3                        | 1        | -                      | 2       | -             |
| 65 years old and over .....                    | 41                                    | 34           | 8                        | 1        | -                      | 7        | -       | -                        | -        | -                      | -       | -             |
| Education of parent:                           |                                       |              |                          |          |                        |          |         |                          |          |                        |         |               |
| Elementary: 0 to 8 years .....                 | 1302                                  | 949          | 321                      | 79       | 144                    | 26       | 72      | 31                       | 3        | 8                      | 5       | 15            |
| High school: 1 to 3 years .....                | 1765                                  | 1277         | 427                      | 173      | 139                    | 29       | 86      | 61                       | 22       | 16                     | -       | 23            |
| 4 years .....                                  | 6477                                  | 5033         | 1229                     | 722      | 289                    | 66       | 152     | 215                      | 142      | 44                     | 13      | 16            |
| College: 1 to 3 years .....                    | 3257                                  | 2598         | 570                      | 409      | 100                    | 17       | 44      | 89                       | 47       | 25                     | 13      | 3             |
| 4 years .....                                  | 1929                                  | 1735         | 161                      | 123      | 24                     | 7        | 8       | 33                       | 27       | 1                      | 1       | 4             |
| 5 or more years .....                          | 1831                                  | 1684         | 102                      | 68       | 21                     | 12       | 1       | 45                       | 25       | 17                     | 2       | 1             |
| Percent high school graduates .....            | 81.5                                  | 83.2         | 73.4                     | 84.0     | 60.5                   | 65.0     | 56.5    | 80.5                     | 90.6     | 78.7                   | (B)     | (B)           |
| Employment status of parent:                   |                                       |              |                          |          |                        |          |         |                          |          |                        |         |               |
| In the labor force .....                       | 14664                                 | 12405        | 1843                     | 1207     | 389                    | 76       | 170     | 416                      | 246      | 103                    | 26      | 41            |
| Employed .....                                 | 13997                                 | 11929        | 1690                     | 1129     | 345                    | 67       | 149     | 379                      | 230      | 97                     | 23      | 28            |
| Both parents employed .....                    | 7228                                  | 7228         | (X)                      | (X)      | (X)                    | (X)      | (X)     | (X)                      | (X)      | (X)                    | (X)     | (X)           |
| Full time .....                                | 13129                                 | 11427        | 1361                     | 946      | 272                    | 38       | 104     | 341                      | 195      | 97                     | 23      | 26            |
| Part time .....                                | 869                                   | 502          | 329                      | 182      | 72                     | 29       | 46      | 38                       | 35       | -                      | 1       | 3             |
| Unemployed .....                               | 666                                   | 476          | 153                      | 78       | 45                     | 9        | 21      | 37                       | 16       | 6                      | 2       | 13            |
| Not in the labor force .....                   | 1897                                  | 871          | 966                      | 367      | 327                    | 79       | 193     | 59                       | 21       | 9                      | 8       | 22            |
| Presence of adults other than parent:          |                                       |              |                          |          |                        |          |         |                          |          |                        |         |               |
| Other relatives present only .....             | 1809                                  | 1274         | 451                      | 189      | 143                    | 36       | 83      | 84                       | 41       | 18                     | 7       | 17            |
| Nonrelatives present only .....                | 554                                   | 70           | 391                      | 251      | 67                     | 19       | 53      | 93                       | 61       | 15                     | 1       | 15            |
| Other relatives and nonrelatives present ..... | 81                                    | 23           | 37                       | 17       | 5                      | -        | 15      | 21                       | 1        | 3                      | -       | 17            |
| No adults other than parent .....              | 14117                                 | 11909        | 1931                     | 1117     | 500                    | 101      | 213     | 277                      | 164      | 75                     | 25      | 13            |
| Family income:                                 |                                       |              |                          |          |                        |          |         |                          |          |                        |         |               |
| Under \$2,500 .....                            | 393                                   | 100          | 261                      | 92       | 123                    | 4        | 42      | 32                       | 7        | -                      | -       | 25            |
| \$2,500 to \$4,999 .....                       | 503                                   | 105          | 370                      | 142      | 130                    | 13       | 84      | 28                       | 18       | 9                      | -       | 1             |
| \$5,000 to \$7,499 .....                       | 722                                   | 254          | 446                      | 221      | 118                    | 22       | 85      | 22                       | 9        | 2                      | 2       | 10            |
| \$7,500 to \$9,999 .....                       | 596                                   | 280          | 289                      | 146      | 79                     | 21       | 44      | 27                       | 17       | 8                      | -       | 2             |
| \$10,000 to \$12,499 .....                     | 679                                   | 366          | 285                      | 176      | 68                     | 11       | 31      | 28                       | 15       | 5                      | 4       | 4             |
| \$12,500 to \$14,999 .....                     | 627                                   | 390          | 217                      | 132      | 61                     | 8        | 15      | 20                       | 15       | 3                      | 2       | -             |
| \$15,000 to \$19,999 .....                     | 1360                                  | 1016         | 295                      | 198      | 42                     | 24       | 31      | 48                       | 25       | 10                     | 7       | 6             |
| \$20,000 to \$24,999 .....                     | 1502                                  | 1183         | 268                      | 201      | 32                     | 24       | 11      | 50                       | 38       | 8                      | -       | 3             |
| \$25,000 to \$29,999 .....                     | 1577                                  | 1382         | 134                      | 91       | 30                     | 6        | 7       | 61                       | 39       | 11                     | -       | 7             |
| \$30,000 to \$39,999 .....                     | 3025                                  | 2801         | 148                      | 113      | 17                     | 7        | 10      | 76                       | 36       | 25                     | 11      | 4             |
| \$40,000 to \$49,999 .....                     | 2270                                  | 2179         | 44                       | 34       | 10                     | 1        | -       | 47                       | 23       | 22                     | 2       | -             |
| \$50,000 and over .....                        | 3307                                  | 3220         | 51                       | 30       | 4                      | 15       | 2       | 36                       | 25       | 9                      | 2       | -             |
| Mean income .....                              | \$34,816                              | \$39,628     | \$13,820                 | \$16,020 | \$9,899                | \$20,773 | \$9,046 | \$24,528                 | \$25,748 | \$29,333               | (B)     | (B)           |
| Area of residence:                             |                                       |              |                          |          |                        |          |         |                          |          |                        |         |               |
| Inside metropolitan areas .....                | 12283                                 | 9681         | 2236                     | 1208     | 602                    | 123      | 303     | 366                      | 215      | 82                     | 18      | 51            |
| 1,000,000 or more .....                        | 6385                                  | 4987         | 1214                     | 591      | 365                    | 71       | 186     | 184                      | 96       | 50                     | 3       | 35            |
| Outside metropolitan areas .....               | 1962                                  | 1380         | 512                      | 205      | 163                    | 44       | 100     | 70                       | 38       | 8                      | 1       | 22            |
| Under 1,000,000 .....                          | 4423                                  | 3607         | 702                      | 386      | 203                    | 27       | 86      | 114                      | 57       | 42                     | 2       | 13            |
| Inside central cities .....                    | 5898                                  | 4694         | 1022                     | 617      | 237                    | 52       | 117     | 182                      | 119      | 32                     | 15      | 16            |
| Outside central cities .....                   | 2006                                  | 1427         | 511                      | 301      | 120                    | 19       | 7       | 67                       | 41       | 11                     | 9       | 7             |
| Inside metropolitan areas .....                | 3893                                  | 3267         | 511                      | 316      | 117                    | 33       | 46      | 114                      | 79       | 21                     | 7       | 8             |
| Outside metropolitan areas .....               | 4278                                  | 3594         | 574                      | 366      | 114                    | 33       | 60      | 109                      | 52       | 30                     | 15      | 12            |
| Tenure:  |                                       |              |                          |          |                        |          |         |                          |          |                        |         |               |
| Owned .....                                    | 11478                                 | 10159        | 1036                     | 634      | 232                    | 87       | 83      | 283                      | 160      | 64                     | 30      | 30            |
| Rented .....                                   | 5082                                  | 3117         | 1773                     | 940      | 484                    | 69       | 280     | 192                      | 107      | 48                     | 4       | 33            |
| Public housing .....                           | 324                                   | 109          | 201                      | 99       | 55                     | 8        | 39      | 13                       | 4        | 6                      | -       | 3             |
| Private housing .....                          | 4759                                  | 3008         | 1572                     | 841      | 430                    | 61       | 241     | 179                      | 103      | 42                     | 4       | 29            |

See footnotes at end of table.

**Table 9. Living Arrangements of Children Under 18 Years, by Marital Status and Selected Characteristics of Parent: March 1988—Con.**

[Numbers in thousands. Characteristics are shown for the householder or reference person in married-couple situations. For meaning of symbols, see text]

| Subject  | Total, living with one or both parents | Living with- |                          |          |                        |          |               |                          |          |                        |         |               |  |
|--|--|--------------|--------------------------|----------|------------------------|----------|---------------|--------------------------|----------|------------------------|---------|---------------|--|
|  |  | Both parents | Mother only              |          |                        |          |               | Father only              |          |                        |         |               |  |
|  |  |              | Marital status of mother |          |                        |          |               | Marital status of father |          |                        |         |               |  |
|  |  |              | Total                    | Divorced | Married, spouse absent | Widowed  | Never married | Total                    | Divorced | Married, spouse absent | Widowed | Never married |  |
| <b>WHITE—Con.</b>                              |  |              |                          |          |                        |          |               |                          |          |                        |         |               |  |
| Children 12 to 17 years .....                  | 15813                                  | 12497        | 2741                     | 1677     | 599                    | 308      | 156           | 575                      | 345      | 117                    | 73      | 40            |  |
| Number of siblings in household:               |  |              |                          |          |                        |          |               |                          |          |                        |         |               |  |
| None .....                                     | 4903                                   | 3629         | 999                      | 625      | 159                    | 146      | 68            | 275                      | 174      | 61                     | 31      | 9             |  |
| One .....                                      | 6055                                   | 4789         | 1069                     | 684      | 230                    | 111      | 44            | 198                      | 131      | 23                     | 31      | 13            |  |
| Two .....                                      | 3074                                   | 2553         | 447                      | 268      | 112                    | 42       | 25            | 73                       | 21       | 32                     | 10      | 11            |  |
| Three .....                                    | 1065                                   | 897          | 148                      | 73       | 53                     | 5        | 16            | 21                       | 14       | 1                      | -       | 6             |  |
| Four .....                                     | 414                                    | 363          | 44                       | 16       | 20                     | 4        | 3             | 7                        | 6        | -                      | -       | 2             |  |
| Five or more .....                             | 301                                    | 266          | 35                       | 10       | 25                     | -        | -             | 1                        | -        | -                      | 1       | -             |  |
| Mean number of siblings .....                  | 1.19                                   | 1.25         | 1.01                     | 0.93     | 1.41                   | 0.74     | 0.99          | 0.76                     | 0.68     | 0.76                   | (B)     | (B)           |  |
| Age of parent:                                 |  |              |                          |          |                        |          |               |                          |          |                        |         |               |  |
| 15 to 19 years .....                           | 35                                     | -            | 17                       | 5        | -                      | -        | 11            | 18                       | -        | -                      | -       | 18            |  |
| 20 to 24 years .....                           | 23                                     | 19           | 2                        | -        | -                      | -        | 2             | 2                        | -        | -                      | -       | 2             |  |
| 25 to 29 years .....                           | 197                                    | 139          | 53                       | 31       | 11                     | -        | 12            | 5                        | 1        | -                      | -       | 4             |  |
| 30 to 34 years .....                           | 1477                                   | 936          | 483                      | 304      | 111                    | 26       | 42            | 58                       | 25       | 25                     | 2       | 6             |  |
| 35 to 39 years .....                           | 4060                                   | 3022         | 900                      | 595      | 205                    | 56       | 44            | 139                      | 97       | 25                     | 8       | 9             |  |
| 40 to 44 years .....                           | 5071                                   | 4097         | 824                      | 521      | 170                    | 101      | 32            | 150                      | 102      | 35                     | 13      | 1             |  |
| 45 to 49 years .....                           | 2853                                   | 2441         | 292                      | 159      | 66                     | 62       | 3             | 120                      | 80       | 15                     | 24      | -             |  |
| 50 to 54 years .....                           | 1257                                   | 1120         | 102                      | 38       | 22                     | 36       | 5             | 35                       | 17       | 10                     | 7       | 1             |  |
| 55 to 59 years .....                           | 529                                    | 454          | 46                       | 11       | 11                     | 19       | 5             | 30                       | 14       | 2                      | 14      | -             |  |
| 60 to 64 years .....                           | 212                                    | 194          | 10                       | 2        | 1                      | 7        | -             | 8                        | 7        | 1                      | 5       | -             |  |
| 65 years old and over .....                    | 99                                     | 76           | 12                       | 10       | -                      | 2        | -             | 10                       | 7        | 3                      | -       | -             |  |
| Education of parent:                           |  |              |                          |          |                        |          |               |                          |          |                        |         |               |  |
| Elementary: 0 to 8 years .....                 | 1542                                   | 1152         | 345                      | 137      | 117                    | 42       | 49            | 46                       | 16       | 12                     | 12      | 6             |  |
| High school: 1 to 3 years .....                | 1588                                   | 1123         | 367                      | 175      | 101                    | 50       | 41            | 99                       | 47       | 23                     | 9       | 20            |  |
| 4 years .....                                  | 5979                                   | 4569         | 1201                     | 779      | 240                    | 142      | 41            | 208                      | 141      | 41                     | 17      | 9             |  |
| College: 1 to 3 years .....                    | 2972                                   | 2335         | 517                      | 377      | 81                     | 36       | 22            | 121                      | 75       | 23                     | 19      | 3             |  |
| 4 years .....                                  | 1804                                   | 1580         | 167                      | 112      | 28                     | 24       | 3             | 57                       | 30       | 11                     | 14      | 2             |  |
| 5 or more years .....                          | 1927                                   | 1739         | 144                      | 97       | 32                     | 14       | -             | 45                       | 36       | 6                      | 3       | 1             |  |
| Percent high school graduates .....            | 80.2                                   | 81.8         | 74.0                     | 81.4     | 63.7                   | 70.1     | 42.3          | 74.9                     | 81.8     | 69.7                   | (B)     | (B)           |  |
| Employment status of parent:                   |  |              |                          |          |                        |          |               |                          |          |                        |         |               |  |
| In the labor force .....                       | 14180                                  | 11604        | 2071                     | 1387     | 409                    | 201      | 75            | 505                      | 318      | 110                    | 53      | 23            |  |
| Employed .....                                 | 13570                                  | 11175        | 1938                     | 1309     | 381                    | 180      | 69            | 457                      | 307      | 86                     | 46      | 18            |  |
| Both parents employed .....                    | 7628                                   | 7628         | (X)                      | (X)      | (X)                    | (X)      | (X)           | (X)                      | (X)      | (X)                    | (X)     | (X)           |  |
| Full time .....                                | 12757                                  | 10711        | 1615                     | 1129     | 312                    | 117      | 57            | 432                      | 292      | 86                     | 43      | 11            |  |
| Part time .....                                | 813                                    | 464          | 323                      | 180      | 69                     | 63       | 12            | 26                       | 15       | -                      | 3       | 7             |  |
| Unemployed .....                               | 610                                    | 429          | 133                      | 78       | 28                     | 21       | 6             | 48                       | 11       | 24                     | 7       | 6             |  |
| Not in the labor force .....                   | 1632                                   | 893          | 669                      | 290      | 190                    | 107      | 81            | 70                       | 27       | 7                      | 20      | 17            |  |
| Presence of adults other than parent:          |  |              |                          |          |                        |          |               |                          |          |                        |         |               |  |
| Other relatives present only .....             | 4388                                   | 3529         | 703                      | 364      | 177                    | 113      | 49            | 156                      | 76       | 35                     | 28      | 17            |  |
| Nonrelatives present only .....                | 351                                    | 44           | 233                      | 177      | 26                     | 20       | 10            | 74                       | 47       | 16                     | 2       | 9             |  |
| Other relatives and nonrelatives present ..... | 122                                    | 47           | 49                       | 36       | 4                      | 3        | 5             | 26                       | 14       | 7                      | -       | 6             |  |
| No adults other than parent .....              | 10951                                  | 8877         | 1755                     | 1100     | 392                    | 171      | 92            | 319                      | 209      | 59                     | 42      | 9             |  |
| Family income:                                 |  |              |                          |          |                        |          |               |                          |          |                        |         |               |  |
| Under \$2,500 .....                            | 271                                    | 84           | 156                      | 55       | 62                     | 20       | 18            | 32                       | 8        | 4                      | 2       | 17            |  |
| \$2,500 to \$4,999 .....                       | 352                                    | 91           | 247                      | 127      | 79                     | 12       | 30            | 14                       | 4        | 7                      | -       | 2             |  |
| \$5,000 to \$7,499 .....                       | 516                                    | 181          | 311                      | 175      | 76                     | 38       | 22            | 24                       | 12       | 2                      | 2       | 8             |  |
| \$7,500 to \$9,999 .....                       | 462                                    | 197          | 265                      | 124      | 75                     | 25       | 28            | 14                       | 10       | 1                      | 1       | 1             |  |
| \$10,000 to \$12,499 .....                     | 551                                    | 292          | 232                      | 157      | 49                     | 13       | 13            | 27                       | 21       | 6                      | -       | 1             |  |
| \$12,500 to \$14,999 .....                     | 539                                    | 305          | 195                      | 127      | 40                     | 21       | 7             | 39                       | 29       | 5                      | 3       | 2             |  |
| \$15,000 to \$19,999 .....                     | 1147                                   | 755          | 338                      | 233      | 53                     | 44       | 9             | 54                       | 31       | 7                      | 13      | 3             |  |
| \$20,000 to \$24,999 .....                     | 1160                                   | 806          | 303                      | 199      | 58                     | 37       | 9             | 51                       | 28       | 6                      | 16      | 1             |  |
| \$25,000 to \$29,999 .....                     | 1276                                   | 986          | 240                      | 170      | 36                     | 31       | 4             | 49                       | 37       | 9                      | 9       | 1             |  |
| \$30,000 to \$39,999 .....                     | 2732                                   | 2351         | 267                      | 182      | 34                     | 41       | 10            | 113                      | 64       | 30                     | 16      | 4             |  |
| \$40,000 to \$49,999 .....                     | 2255                                   | 2082         | 106                      | 70       | 21                     | 12       | 3             | 67                       | 42       | 22                     | 3       | 1             |  |
| \$50,000 and over .....                        | 4551                                   | 4366         | 94                       | 58       | 17                     | 15       | 3             | 91                       | 60       | 18                     | 13      | -             |  |
| Mean income .....                              | \$40,908                               | \$46,193     | \$18,538                 | \$19,508 | \$15,734               | \$21,545 | \$12,937      | \$32,674                 | \$35,271 | \$33,159               | (B)     | (B)           |  |
| Area of residence:                             |  |              |                          |          |                        |          |               |                          |          |                        |         |               |  |
| Inside metropolitan areas .....                | 11780                                  | 9200         | 2136                     | 1277     | 484                    | 236      | 140           | 443                      | 273      | 89                     | 48      | 33            |  |
| 1,000,000 or more .....                        | 6117                                   | 4724         | 1166                     | 668      | 287                    | 133      | 79            | 226                      | 112      | 65                     | 30      | 19            |  |
| Inside central cities .....                    | 1818                                   | 1259         | 487                      | 250      | 117                    | 68       | 51            | 73                       | 36       | 23                     | 6       | 8             |  |
| Outside central cities .....                   | 4298                                   | 3466         | 680                      | 418      | 170                    | 65       | 27            | 153                      | 76       | 42                     | 24      | 11            |  |
| Under 1,000,000 .....                          | 5663                                   | 4476         | 970                      | 609      | 197                    | 103      | 61            | 217                      | 161      | 25                     | 18      | 15            |  |
| Inside central cities .....                    | 1834                                   | 1316         | 456                      | 295      | 85                     | 46       | 2             | 62                       | 49       | 5                      | 6       | 2             |  |
| Outside central cities .....                   | 3829                                   | 3159         | 514                      | 314      | 112                    | 57       | 31            | 156                      | 112      | 20                     | 11      | 13            |  |
| Outside metropolitan areas .....               | 4033                                   | 3297         | 604                      | 400      | 116                    | 72       | 16            | 132                      | 73       | 27                     | 25      | 7             |  |
| Tenure <sup>1</sup> :                          |  |              |                          |          |                        |          |               |                          |          |                        |         |               |  |
| Owned .....                                    | 12172                                  | 10387        | 1397                     | 904      | 235                    | 213      | 45            | 388                      | 236      | 74                     | 55      | 23            |  |
| Rented .....                                   | 3640                                   | 2110         | 1343                     | 773      | 364                    | 95       | 111           | 187                      | 110      | 43                     | 17      | 18            |  |
| Public housing .....                           | 200                                    | 87           | 111                      | 67       | 30                     | -        | 13            | 2                        | 1        | 1                      | -       | -             |  |
| Private housing .....                          | 3441                                   | 2023         | 1233                     | 706      | 334                    | 95       | 98            | 185                      | 109      | 42                     | 17      | 18            |  |

See footnotes at end of table.

Table 9. Living Arrangements of Children Under 18 Years, by Marital Status and Selected Characteristics of Parent: March 1988—Con.

[Numbers in thousands. Characteristics are shown for the householder or reference person in married-couple situations. For meaning of symbols, see text]

| Subject  | Total living with one or both parents | Living with- |                          |          |                        |          |         |                          |          |                        |         |               |
|--|---------------------------------------|--------------|--------------------------|----------|------------------------|----------|---------|--------------------------|----------|------------------------|---------|---------------|
|  |                                       | Mother only  |                          |          |                        |          |         | Father only              |          |                        |         |               |
|  |                                       | Both parents | Marital status of mother |          |                        |          | Total   | Marital status of father |          |                        |         |               |
|  |                                       |              | Total                    | Divorced | Married, spouse absent | Widowed  |         | Never married            | Divorced | Married, spouse absent | Widowed | Never married |
| <b>BLACK</b>                                   |                                       |              |                          |          |                        |          |         |                          |          |                        |         |               |
| Children under 18 years .....                  | 8986                                  | 3739         | 4959                     | 811      | 1170                   | 242      | 2736    | 288                      | 86       | 83                     | 12      | 107           |
| Number of siblings in household:               |                                       |              |                          |          |                        |          |         |                          |          |                        |         |               |
| None .....                                     | 2083                                  | 762          | 1192                     | 228      | 204                    | 56       | 704     | 129                      | 41       | 31                     | 4       | 53            |
| One .....                                      | 2888                                  | 1257         | 1522                     | 276      | 298                    | 74       | 874     | 109                      | 37       | 38                     | 3       | 30            |
| Two .....                                      | 2106                                  | 902          | 1176                     | 148      | 376                    | 67       | 586     | 28                       | 5        | 14                     | 4       | 5             |
| Three .....                                    | 1092                                  | 493          | 596                      | 99       | 212                    | 27       | 257     | 3                        | 3        | -                      | -       | -             |
| Four .....                                     | 366                                   | 138          | 228                      | 23       | 48                     | -        | 158     | -                        | -        | -                      | -       | -             |
| Five or more .....                             | 450                                   | 187          | 244                      | 38       | 32                     | 17       | 157     | 19                       | -        | -                      | -       | 19            |
| Mean number of siblings .....                  | 1.62                                  | 1.68         | 1.60                     | 1.42     | 1.74                   | 1.63     | 1.59    | 0.98                     | 0.65     | 0.80                   | (B)     | 1.37          |
| Age of parent:                                 |                                       |              |                          |          |                        |          |         |                          |          |                        |         |               |
| 15 to 19 years .....                           | 244                                   | -            | 231                      | -        | 7                      | -        | 225     | 13                       | -        | -                      | -       | 13            |
| 20 to 24 years .....                           | 889                                   | 146          | 704                      | 19       | 88                     | -        | 597     | 38                       | 4        | 1                      | -       | 33            |
| 25 to 29 years .....                           | 1826                                  | 650          | 1148                     | 126      | 237                    | 2        | 783     | 28                       | 3        | 9                      | -       | 16            |
| 30 to 34 years .....                           | 2242                                  | 805          | 1381                     | 214      | 354                    | 47       | 766     | 56                       | 9        | 12                     | 2       | 32            |
| 35 to 39 years .....                           | 1810                                  | 864          | 879                      | 261      | 294                    | 73       | 251     | 68                       | 29       | 26                     | 3       | 9             |
| 40 to 44 years .....                           | 1020                                  | 654          | 340                      | 112      | 114                    | 21       | 93      | 26                       | 11       | 14                     | -       | 1             |
| 45 to 49 years .....                           | 449                                   | 256          | 156                      | 38       | 44                     | 58       | 16      | 37                       | 17       | 16                     | -       | 4             |
| 50 to 54 years .....                           | 249                                   | 177          | 59                       | 18       | 21                     | 16       | 4       | 13                       | 7        | 2                      | 4       | -             |
| 55 to 59 years .....                           | 131                                   | 94           | 34                       | 10       | 9                      | 13       | 1       | 4                        | 2        | -                      | 2       | -             |
| 60 to 64 years .....                           | 51                                    | 35           | 16                       | 11       | -                      | 5        | -       | -                        | -        | -                      | -       | -             |
| 65 years old and over .....                    | 75                                    | 58           | 11                       | 1        | 3                      | 7        | -       | 5                        | 3        | 2                      | -       | -             |
| Education of parent:                           |                                       |              |                          |          |                        |          |         |                          |          |                        |         |               |
| Elementary: 0 to 8 years .....                 | 804                                   | 309          | 469                      | 15       | 96                     | 51       | 307     | 26                       | 6        | 11                     | 4       | 4             |
| High school: 1 to 3 years .....                | 2059                                  | 509          | 1488                     | 188      | 345                    | 52       | 903     | 61                       | 15       | 7                      | -       | 39            |
| 4 years .....                                  | 3926                                  | 1661         | 2138                     | 318      | 462                    | 120      | 1238    | 127                      | 40       | 40                     | 4       | 43            |
| College: 1 to 3 years .....                    | 1441                                  | 792          | 605                      | 181      | 175                    | 9        | 240     | 44                       | 16       | 13                     | 3       | 12            |
| 4 years .....                                  | 459                                   | 266          | 177                      | 81       | 54                     | 7        | 36      | 15                       | 7        | 2                      | -       | 7             |
| 5 or more years .....                          | 298                                   | 202          | 81                       | 27       | 37                     | 4        | 12      | 15                       | 2        | 10                     | -       | 3             |
| Percent high school graduates .....            | 68.1                                  | 78.1         | 60.5                     | 74.9     | 62.3                   | 57.4     | 55.8    | 69.8                     | 75.6     | 77.4                   | (B)     | 60.0          |
| Employment status of parent:                   |                                       |              |                          |          |                        |          |         |                          |          |                        |         |               |
| In the labor force .....                       | 6110                                  | 3156         | 2728                     | 622      | 678                    | 130      | 1298    | 225                      | 76       | 72                     | 12      | 66            |
| Employed .....                                 | 5223                                  | 2937         | 2104                     | 551      | 565                    | 88       | 899     | 183                      | 65       | 61                     | 12      | 45            |
| Both parents employed .....                    | 2062                                  | 2062         | (X)                      | (X)      | (X)                    | (X)      | (X)     | (X)                      | (X)      | (X)                    | (X)     | (X)           |
| Full time .....                                | 4610                                  | 2737         | 1702                     | 481      | 474                    | 62       | 685     | 171                      | 59       | 59                     | 12      | 42            |
| Part time .....                                | 614                                   | 200          | 402                      | 71       | 91                     | 26       | 214     | 12                       | 7        | 2                      | -       | 3             |
| Unemployed .....                               | 886                                   | 219          | 625                      | 71       | 113                    | 42       | 399     | 42                       | 10       | 12                     | -       | 21            |
| Not in the labor force .....                   | 2876                                  | 583          | 2231                     | 188      | 492                    | 113      | 1438    | 63                       | 10       | 11                     | -       | 42            |
| Presence of adults other than parent:          |                                       |              |                          |          |                        |          |         |                          |          |                        |         |               |
| Other relatives present only .....             | 2241                                  | 599          | 1589                     | 215      | 343                    | 73       | 957     | 53                       | 10       | 15                     | 1       | 27            |
| Nonrelatives present only .....                | 416                                   | 13           | 314                      | 73       | 40                     | 9        | 191     | 89                       | 16       | 19                     | 7       | 46            |
| Other relatives and nonrelatives present ..... | 103                                   | 19           | 68                       | 13       | 19                     | 2        | 34      | 16                       | 12       | 2                      | -       | 2             |
| No adults other than parent .....              | 6226                                  | 3108         | 2988                     | 510      | 767                    | 158      | 1553    | 130                      | 47       | 47                     | 4       | 32            |
| Family income:                                 |                                       |              |                          |          |                        |          |         |                          |          |                        |         |               |
| Under \$2,500 .....                            | 897                                   | 51           | 792                      | 40       | 145                    | 7        | 600     | 54                       | 8        | 7                      | -       | 39            |
| \$2,500 to \$4,999 .....                       | 1271                                  | 46           | 1213                     | 90       | 240                    | 41       | 842     | 12                       | 7        | 1                      | -       | 4             |
| \$5,000 to \$7,499 .....                       | 1004                                  | 86           | 902                      | 130      | 244                    | 46       | 482     | 15                       | 7        | 7                      | -       | 2             |
| \$7,500 to \$9,999 .....                       | 769                                   | 168          | 553                      | 110      | 137                    | 19       | 298     | 38                       | 10       | 6                      | -       | 21            |
| \$10,000 to \$12,499 .....                     | 655                                   | 206          | 433                      | 104      | 130                    | 22       | 176     | 18                       | 2        | 7                      | 2       | 5             |
| \$12,500 to \$14,999 .....                     | 410                                   | 185          | 190                      | 40       | 36                     | 40       | 74      | 35                       | 12       | 3                      | -       | 17            |
| \$15,000 to \$19,999 .....                     | 884                                   | 461          | 382                      | 112      | 98                     | 33       | 139     | 40                       | 16       | 11                     | -       | 12            |
| \$20,000 to \$24,999 .....                     | 686                                   | 470          | 200                      | 67       | 65                     | 8        | 59      | 16                       | 6        | 6                      | 1       | 3             |
| \$25,000 to \$29,999 .....                     | 449                                   | 335          | 99                       | 50       | 21                     | 4        | 25      | 14                       | 2        | 10                     | 2       | 1             |
| \$30,000 to \$39,999 .....                     | 880                                   | 717          | 129                      | 41       | 40                     | 11       | 37      | 34                       | 12       | 22                     | -       | -             |
| \$40,000 to \$49,999 .....                     | 495                                   | 448          | 40                       | 14       | 11                     | 12       | 4       | 7                        | 2        | 2                      | 4       | -             |
| \$50,000 end over .....                        | 588                                   | 565          | 16                       | 13       | 3                      | -        | -       | 6                        | 3        | -                      | -       | 4             |
| Mean income .....                              | \$18,500                              | \$31,423     | \$8,929                  | \$14,424 | \$9,672                | \$13,311 | \$6,596 | \$15,525                 | \$17,033 | \$20,156               | (B)     | \$9,392       |
| Area of residence:                             |                                       |              |                          |          |                        |          |         |                          |          |                        |         |               |
| Inside metropolitan areas .....                | 7336                                  | 3058         | 4036                     | 710      | 909                    | 168      | 2249    | 243                      | 75       | 75                     | 12      | 81            |
| 1,000,000 or more .....                        | 4751                                  | 1878         | 2725                     | 461      | 663                    | 107      | 1494    | 148                      | 32       | 54                     | 9       | 53            |
| Inside central cities .....                    | 3337                                  | 1124         | 2095                     | 322      | 547                    | 66       | 1160    | 118                      | 24       | 37                     | 9       | 48            |
| Outside central cities .....                   | 1414                                  | 753          | 630                      | 139      | 116                    | 41       | 334     | 31                       | 8        | 18                     | -       | 5             |
| Under 1,000,000 .....                          | 2586                                  | 1181         | 1311                     | 249      | 246                    | 62       | 755     | 94                       | 43       | 21                     | 2       | 28            |
| Inside central cities .....                    | 1694                                  | 727          | 901                      | 156      | 171                    | 37       | 538     | 65                       | 30       | 15                     | 2       | 19            |
| Outside central cities .....                   | 892                                   | 453          | 410                      | 93       | 75                     | 25       | 216     | 29                       | 13       | 6                      | 1       | 9             |
| Outside metropolitan areas .....               | 1649                                  | 661          | 923                      | 101      | 261                    | 74       | 488     | 45                       | 11       | 8                      | -       | 26            |
| Tenure <sup>1</sup> :                          |                                       |              |                          |          |                        |          |         |                          |          |                        |         |               |
| Owned .....                                    | 3437                                  | 2115         | 1207                     | 261      | 291                    | 93       | 561     | 116                      | 31       | 53                     | 6       | 25            |
| Rented .....                                   | 5548                                  | 1624         | 3752                     | 549      | 878                    | 149      | 2175    | 172                      | 55       | 30                     | 5       | 82            |
| Public housing .....                           | 1156                                  | 102          | 1033                     | 153      | 220                    | 32       | 628     | 21                       | 4        | 6                      | -       | 10            |
| Private housing .....                          | 4392                                  | 1522         | 2719                     | 396      | 658                    | 117      | 1547    | 151                      | 50       | 24                     | 5       | 72            |

See footnotes at end of table.

Table 9. **Living Arrangements of Children Under 18 Years, by Marital Status and Selected Characteristics of Parent: March 1988—Con.**

[Numbers in thousands. Characteristics are shown for the householder or reference person in married-couple situations. For meaning of symbols, see text]

| Subject                                       | Total living with one or both parents | Living with- |                          |          |                        |         |         |                          |          |                        |         |               |
|---|---------------------------------------|--------------|--------------------------|----------|------------------------|---------|---------|--------------------------|----------|------------------------|---------|---------------|
|   |                                       | Mother only  |                          |          |                        |         |         | Father only              |          |                        |         |               |
|   |                                       | Both parents | Marital status of mother |          |                        |         | Total   | Marital status of father |          |                        |         |               |
|   |                                       |              | Total                    | Divorced | Married, spouse absent | Widowed |         | Never married            | Divorced | Married, spouse absent | Widowed | Never married |
| <b>BLACK—Con.</b>                             |                                       |              |                          |          |                        |         |         |                          |          |                        |         |               |
| Children under 6 years.....                   | 3121                                  | 1230         | 1785                     | 142      | 330                    | 19      | 1294    | 106                      | 17       | 27                     | 3       | 59            |
| Number of siblings in household:              |                                       |              |                          |          |                        |         |         |                          |          |                        |         |               |
| None.....                                     | 809                                   | 264          | 485                      | 37       | 47                     | 7       | 394     | 60                       | 10       | 10                     | 2       | 36            |
| One.....                                      | 1060                                  | 456          | 576                      | 51       | 63                     | 2       | 460     | 28                       | 7        | 8                      | -       | 13            |
| Two.....                                      | 667                                   | 265          | 388                      | 18       | 113                    | 10      | 247     | 15                       | -        | 9                      | 1       | 5             |
| Three.....                                    | 325                                   | 140          | 185                      | 24       | 71                     | -       | 90      | -                        | -        | -                      | -       | -             |
| Four.....                                     | 117                                   | 39           | 78                       | 2        | 28                     | -       | 50      | -                        | -        | -                      | -       | -             |
| Five or more.....                             | 143                                   | 67           | 73                       | 11       | 10                     | -       | 53      | 3                        | -        | -                      | -       | 3             |
| Mean number of siblings.....                  | 1.49                                  | 1.60         | 1.47                     | 1.54     | 1.99                   | (B)     | 1.34    | 0.69                     | (B)      | (B)                    | (B)     | (B)           |
| Age of parent:                                |                                       |              |                          |          |                        |         |         |                          |          |                        |         |               |
| 15 to 19 years.....                           | 222                                   | -            | 222                      | -        | 7                      | -       | 215     | -                        | -        | -                      | -       | -             |
| 20 to 24 years.....                           | 742                                   | 120          | 595                      | 15       | 67                     | -       | 513     | 27                       | 4        | 1                      | -       | 22            |
| 25 to 29 years.....                           | 947                                   | 430          | 494                      | 51       | 115                    | 2       | 327     | 23                       | 3        | 6                      | -       | 14            |
| 30 to 34 years.....                           | 702                                   | 337          | 341                      | 42       | 91                     | 12      | 196     | 24                       | -        | 5                      | 2       | 18            |
| 35 to 39 years.....                           | 308                                   | 193          | 100                      | 18       | 40                     | 1       | 41      | 14                       | 5        | 5                      | -       | 4             |
| 40 to 44 years.....                           | 122                                   | 97           | 18                       | 9        | 7                      | -       | 2       | 7                        | 3        | 3                      | -       | 1             |
| 45 to 49 years.....                           | 34                                    | 21           | 5                        | -        | 2                      | 3       | 1       | 7                        | -        | 6                      | -       | 1             |
| 50 to 54 years.....                           | 16                                    | 11           | 2                        | -        | -                      | 2       | -       | 3                        | 2        | -                      | 1       | -             |
| 55 to 59 years.....                           | 13                                    | 13           | -                        | -        | -                      | -       | -       | -                        | -        | -                      | -       | -             |
| 60 to 64 years.....                           | 10                                    | 2            | 7                        | 7        | -                      | -       | -       | -                        | -        | -                      | -       | -             |
| 65 years old and over.....                    | 6                                     | 6            | -                        | -        | -                      | -       | -       | -                        | -        | -                      | -       | -             |
| Education of parent:                          |                                       |              |                          |          |                        |         |         |                          |          |                        |         |               |
| Elementary: 0 to 8 years.....                 | 219                                   | 64           | 149                      | 2        | 29                     | 1       | 118     | 6                        | -        | 2                      | 1       | 2             |
| High school: 1 to 3 years.....                | 747                                   | 155          | 569                      | 27       | 95                     | 4       | 443     | 23                       | 1        | 4                      | -       | 17            |
| 4 years.....                                  | 1417                                  | 569          | 802                      | 61       | 131                    | 11      | 598     | 46                       | 11       | 11                     | 2       | 21            |
| College: 1 to 3 years.....                    | 493                                   | 268          | 206                      | 34       | 56                     | -       | 115     | 19                       | 4        | 3                      | -       | 12            |
| 4 years.....                                  | 154                                   | 103          | 45                       | 16       | 12                     | 3       | 14      | 5                        | -        | -                      | -       | 5             |
| 5 or more years.....                          | 92                                    | 71           | 14                       | 2        | 6                      | -       | 6       | 7                        | -        | 5                      | -       | 3             |
| Percent high school graduates.....            | 69.1                                  | 82.2         | 59.7                     | 79.9     | 62.4                   | (B)     | 56.6    | 73.2                     | (B)      | (B)                    | (B)     | (B)           |
| Employment status of parent:                  |                                       |              |                          |          |                        |         |         |                          |          |                        |         |               |
| In the labor force.....                       | 1913                                  | 1044         | 778                      | 102      | 157                    | 16      | 503     | 90                       | 15       | 22                     | 3       | 50            |
| Employed.....                                 | 1576                                  | 959          | 546                      | 82       | 121                    | 10      | 332     | 71                       | 13       | 21                     | 3       | 34            |
| Both parents employed.....                    | 608                                   | 608          | (X)                      | (X)      | (X)                    | (X)     | (X)     | (X)                      | (X)      | (X)                    | (X)     | (X)           |
| Full time.....                                | 1363                                  | 871          | 427                      | 74       | 103                    | 8       | 242     | 65                       | 10       | 21                     | 3       | 31            |
| Part time.....                                | 213                                   | 88           | 119                      | 8        | 18                     | 2       | 91      | 6                        | 3        | -                      | -       | 3             |
| Unemployed.....                               | 337                                   | 85           | 232                      | 20       | 36                     | 6       | 170     | 20                       | 3        | 1                      | -       | 16            |
| Not in the labor force.....                   | 1208                                  | 186          | 1007                     | 40       | 172                    | 3       | 792     | 16                       | 2        | 4                      | -       | 10            |
| Presence of adults other than parent:         |                                       |              |                          |          |                        |         |         |                          |          |                        |         |               |
| Other relatives present only.....             | 783                                   | 86           | 680                      | 34       | 92                     | 3       | 550     | 17                       | 3        | 7                      | -       | 8             |
| Nonrelatives present only.....                | 207                                   | 6            | 152                      | 24       | 15                     | 2       | 110     | 49                       | 4        | 8                      | 1       | 36            |
| Other relatives and nonrelatives present..... | 43                                    | 9            | 26                       | 2        | -                      | -       | 24      | 8                        | 6        | -                      | -       | 2             |
| No adults other than parent.....              | 2089                                  | 1130         | 927                      | 82       | 222                    | 14      | 609     | 32                       | 4        | 12                     | 2       | 14            |
| Family income:                                |                                       |              |                          |          |                        |         |         |                          |          |                        |         |               |
| Under \$2,500.....                            | 521                                   | 26           | 471                      | 14       | 56                     | -       | 400     | 24                       | 3        | 1                      | -       | 20            |
| \$2,500 to \$4,999.....                       | 525                                   | 16           | 503                      | 18       | 87                     | -       | 397     | 6                        | 3        | 1                      | -       | 2             |
| \$5,000 to \$7,499.....                       | 316                                   | 37           | 273                      | 23       | 61                     | -       | 189     | 6                        | 2        | 5                      | -       | -             |
| \$7,500 to \$9,999.....                       | 271                                   | 81           | 178                      | 15       | 36                     | 2       | 125     | 13                       | 2        | 1                      | -       | 10            |
| \$10,000 to \$12,499.....                     | 207                                   | 89           | 111                      | 12       | 35                     | 5       | 59      | 7                        | -        | 2                      | 2       | 3             |
| \$12,500 to \$14,999.....                     | 132                                   | 72           | 51                       | 7        | 8                      | 3       | 34      | 10                       | -        | 1                      | -       | 8             |
| \$15,000 to \$19,999.....                     | 281                                   | 162          | 103                      | 21       | 26                     | 3       | 53      | 16                       | 2        | 5                      | -       | 9             |
| \$20,000 to \$24,999.....                     | 222                                   | 165          | 51                       | 18       | 14                     | 2       | 17      | 5                        | -        | 2                      | -       | 3             |
| \$25,000 to \$29,999.....                     | 122                                   | 103          | 16                       | 6        | 3                      | -       | 7       | 2                        | 2        | -                      | -       | 1             |
| \$30,000 to \$39,999.....                     | 265                                   | 230          | 24                       | 5        | 1                      | 4       | 13      | 12                       | 4        | 7                      | -       | -             |
| \$40,000 to \$49,999.....                     | 142                                   | 138          | 2                        | 1        | 1                      | -       | -       | 1                        | -        | -                      | 1       | -             |
| \$50,000 and over.....                        | 118                                   | 112          | 3                        | 2        | -                      | -       | -       | 4                        | -        | -                      | -       | 4             |
| Mean income.....                              | \$15,097                              | \$27,485     | \$6,597                  | \$13,265 | \$7,407                | (B)     | \$5,494 | \$14,445                 | (B)      | (B)                    | (B)     | (B)           |
| Area of residence:                            |                                       |              |                          |          |                        |         |         |                          |          |                        |         |               |
| Inside metropolitan areas.....                | 2568                                  | 1036         | 1447                     | 121      | 245                    | 17      | 1063    | 86                       | 16       | 23                     | 3       | 43            |
| 1,000,000 or more.....                        | 1666                                  | 646          | 969                      | 81       | 169                    | 11      | 708     | 51                       | 8        | 16                     | 1       | 27            |
| Inside central cities.....                    | 1176                                  | 394          | 740                      | 58       | 138                    | 8       | 536     | 43                       | 7        | 12                     | 1       | 24            |
| Outside central cities.....                   | 490                                   | 253          | 229                      | 24       | 31                     | 3       | 172     | 8                        | 1        | 4                      | -       | 3             |
| Under 1,000,000.....                          | 902                                   | 369          | 478                      | 40       | 77                     | 6       | 355     | 34                       | 9        | 7                      | 2       | 16            |
| Inside central cities.....                    | 571                                   | 234          | 307                      | 23       | 50                     | 2       | 232     | 30                       | 9        | 4                      | 2       | 15            |
| Outside central cities.....                   | 331                                   | 156          | 171                      | 17       | 26                     | 4       | 124     | 4                        | -        | 3                      | -       | 1             |
| Outside metropolitan areas.....               | 553                                   | 195          | 338                      | 21       | 84                     | 2       | 231     | 20                       | 1        | 3                      | -       | 17            |
| Tenure:                                       |                                       |              |                          |          |                        |         |         |                          |          |                        |         |               |
| Owned.....                                    | 992                                   | 525          | 432                      | 57       | 71                     | 4       | 299     | 36                       | 4        | 16                     | 1       | 14            |
| Rented.....                                   | 2129                                  | 705          | 1353                     | 84       | 258                    | 15      | 995     | 70                       | 13       | 11                     | 2       | 45            |
| Public housing.....                           | 421                                   | 38           | 374                      | 19       | 67                     | 5       | 283     | 11                       | 4        | -                      | -       | 7             |
| Private housing.....                          | 1708                                  | 670          | 979                      | 66       | 192                    | 10      | 712     | 59                       | 8        | 11                     | 2       | 38            |

See footnotes at end of table.

Table 9. Living Arrangements of Children Under 18 Years, by Marital Status and Selected Characteristics of Parent: March 1988—Con.

[Numbers in thousands. Characteristics are shown for the householder or reference person in married-couple situations. For meaning of symbols, see text]

| Subject  | Total, living with one or both parents | Living with- |             |                          |                        |         |               |             |                          |                        |         |               |
|--|--|--------------|-------------|--------------------------|------------------------|---------|---------------|-------------|--------------------------|------------------------|---------|---------------|
|  |  | Both parents | Mother only |                          |                        |         |               | Father only |                          |                        |         |               |
|  |  |              | Total       | Marital status of mother |                        |         |               | Total       | Marital status of father |                        |         |               |
|  |  |              |             | Divorced                 | Married, spouse absent | Widowed | Never married |             | Divorced                 | Married, spouse absent | Widowed | Never married |
| <b>BLACK—Con.</b>                              |  |              |             |                          |                        |         |               |             |                          |                        |         |               |
| Children 6 to 11 years .....                   | 3025                                   | 1283         | 1653        | 287                      | 396                    | 64      | 905           | 89          | 14                       | 35                     | 3       | 37            |
| Number of siblings in household:               |  |              |             |                          |                        |         |               |             |                          |                        |         |               |
| None .....                                     | 533                                    | 209          | 293         | 52                       | 49                     | 10      | 182           | 31          | 6                        | 11                     | 1       | 13            |
| One .....                                      | 952                                    | 420          | 493         | 102                      | 110                    | 16      | 264           | 40          | 8                        | 20                     | -       | 11            |
| Two .....                                      | 786                                    | 333          | 447         | 71                       | 133                    | 18      | 226           | 6           | -                        | 3                      | 3       | -             |
| Three .....                                    | 441                                    | 207          | 234         | 34                       | 76                     | 13      | 112           | -           | -                        | -                      | -       | -             |
| Four .....                                     | 128                                    | 46           | 82          | 10                       | 18                     | -       | 54            | -           | -                        | -                      | -       | -             |
| Five or more .....                             | 185                                    | 68           | 104         | 18                       | 11                     | 8       | 67            | 13          | -                        | -                      | -       | 13            |
| Mean number of siblings .....                  | 1.80                                   | 1.80         | 1.82        | 1.66                     | 1.84                   | (B)     | 1.83          | 1.36        | (B)                      | (B)                    | (B)     | (B)           |
| Age of parent:                                 |  |              |             |                          |                        |         |               |             |                          |                        |         |               |
| 15 to 19 years .....                           | 11                                     | -            | 4           | -                        | -                      | -       | 4             | 7           | -                        | -                      | -       | 7             |
| 20 to 24 years .....                           | 138                                    | 26           | 103         | 3                        | 16                     | -       | 84            | 8           | -                        | -                      | -       | 8             |
| 25 to 29 years .....                           | 767                                    | 190          | 572         | 64                       | 110                    | -       | 398           | 5           | -                        | 3                      | -       | 2             |
| 30 to 34 years .....                           | 896                                    | 313          | 558         | 87                       | 130                    | 17      | 324           | 26          | 6                        | 5                      | -       | 14            |
| 35 to 39 years .....                           | 667                                    | 354          | 288         | 97                       | 95                     | 24      | 72            | 26          | 8                        | 13                     | -       | 5             |
| 40 to 44 years .....                           | 304                                    | 217          | 83          | 27                       | 29                     | 3       | 23            | 4           | -                        | 4                      | -       | 1             |
| 45 to 49 years .....                           | 131                                    | 90           | 34          | 5                        | 16                     | 13      | -             | 6           | -                        | 5                      | -       | -             |
| 50 to 54 years .....                           | 43                                     | 36           | 2           | -                        | -                      | 2       | -             | 5           | -                        | 2                      | 3       | -             |
| 55 to 59 years .....                           | 34                                     | 32           | 2           | -                        | -                      | 1       | -             | -           | -                        | -                      | -       | -             |
| 60 to 64 years .....                           | 14                                     | 10           | 5           | 4                        | -                      | 1       | -             | -           | -                        | -                      | -       | -             |
| 65 years old and over .....                    | 20                                     | 14           | 3           | -                        | 1                      | 2       | -             | 2           | -                        | 2                      | -       | -             |
| Education of parent:                           |  |              |             |                          |                        |         |               |             |                          |                        |         |               |
| Elementary: 0 to 8 years .....                 | 241                                    | 79           | 153         | 5                        | 27                     | 10      | 111           | 9           | -                        | 6                      | 3       | -             |
| High school: 1 to 3 years .....                | 687                                    | 165          | 500         | 79                       | 116                    | 12      | 293           | 21          | 4                        | 1                      | -       | 16            |
| 4 years .....                                  | 1334                                   | 612          | 680         | 94                       | 156                    | 36      | 393           | 42          | 9                        | 14                     | -       | 19            |
| College: 1 to 3 years .....                    | 493                                    | 270          | 215         | 67                       | 57                     | 4       | 87            | 8           | 1                        | 7                      | -       | -             |
| 4 years .....                                  | 160                                    | 89           | 68          | 32                       | 17                     | 1       | 17            | 3           | -                        | 1                      | -       | 2             |
| 5 or more years .....                          | 109                                    | 67           | 37          | 10                       | 23                     | -       | 4             | 5           | -                        | 5                      | -       | -             |
| Percent high school graduates .....            | 69.3                                   | 81.0         | 60.5        | 70.7                     | 64.0                   | (B)     | 55.4          | 65.5        | (B)                      | (B)                    | (B)     | (B)           |
| Employment status of parent:                   |  |              |             |                          |                        |         |               |             |                          |                        |         |               |
| In the labor force .....                       | 2124                                   | 1099         | 969         | 226                      | 233                    | 31      | 479           | 56          | 10                       | 28                     | 3       | 15            |
| Employed .....                                 | 1824                                   | 1032         | 746         | 187                      | 196                    | 16      | 346           | 46          | 6                        | 26                     | 3       | 11            |
| Both parents employed .....                    | 751                                    | 751          | (X)         | (X)                      | (X)                    | (X)     | (X)           | (X)         | (X)                      | (X)                    | (X)     | (X)           |
| Full time .....                                | 1613                                   | 972          | 597         | 159                      | 164                    | 11      | 263           | 44          | 6                        | 24                     | 3       | 11            |
| Part time .....                                | 211                                    | 60           | 149         | 28                       | 32                     | 5       | 83            | 2           | -                        | 2                      | -       | 4             |
| Unemployed .....                               | 300                                    | 67           | 223         | 39                       | 37                     | 15      | 133           | 9           | 4                        | 2                      | -       | 4             |
| Not in the labor force .....                   | 900                                    | 183          | 684         | 61                       | 163                    | 33      | 427           | 33          | 4                        | 6                      | -       | 23            |
| Presence of adults other than parent:          |  |              |             |                          |                        |         |               |             |                          |                        |         |               |
| Other relatives present only .....             | 599                                    | 168          | 415         | 58                       | 96                     | 17      | 243           | 16          | -                        | 2                      | 1       | 14            |
| Nonrelatives present only .....                | 139                                    | 1            | 112         | 34                       | 13                     | 2       | 63            | 26          | 7                        | 6                      | 3       | 11            |
| Other relatives and nonrelatives present ..... | 27                                     | 7            | 20          | 4                        | 8                      | 2       | 5             | -           | -                        | -                      | -       | -             |
| No adults other than parent .....              | 2260                                   | 1107         | 1106        | 191                      | 278                    | 42      | 594           | 47          | 8                        | 26                     | -       | 13            |
| Family income:                                 |  |              |             |                          |                        |         |               |             |                          |                        |         |               |
| Under \$2,500 .....                            | 240                                    | 13           | 211         | 17                       | 51                     | 3       | 140           | 17          | -                        | 4                      | -       | 13            |
| \$2,500 to \$4,999 .....                       | 455                                    | 21           | 428         | 40                       | 77                     | 13      | 298           | 6           | 4                        | -                      | -       | 2             |
| \$5,000 to \$7,499 .....                       | 384                                    | 17           | 339         | 80                       | 90                     | 15      | 174           | 8           | 4                        | 2                      | -       | 2             |
| \$7,500 to \$9,999 .....                       | 277                                    | 55           | 211         | 36                       | 52                     | 12      | 111           | 11          | -                        | 2                      | -       | 9             |
| \$10,000 to \$12,499 .....                     | 196                                    | 48           | 144         | 34                       | 40                     | 3       | 68            | 4           | -                        | 2                      | -       | 2             |
| \$12,500 to \$14,999 .....                     | 122                                    | 61           | 50          | 16                       | 12                     | 5       | 16            | 11          | 2                        | 2                      | -       | 7             |
| \$15,000 to \$19,999 .....                     | 286                                    | 163          | 114         | 38                       | 26                     | 7       | 45            | 8           | 2                        | 2                      | -       | 3             |
| \$20,000 to \$24,999 .....                     | 240                                    | 168          | 69          | 14                       | 24                     | 2       | 29            | 3           | -                        | 2                      | 1       | -             |
| \$25,000 to \$29,999 .....                     | 175                                    | 129          | 38          | 18                       | 9                      | -       | 12            | 7           | -                        | 7                      | -       | -             |
| \$30,000 to \$39,999 .....                     | 291                                    | 243          | 36          | 11                       | 11                     | 1       | 13            | 12          | 1                        | 11                     | -       | -             |
| \$40,000 to \$49,999 .....                     | 167                                    | 156          | 9           | 4                        | 2                      | 3       | -             | 3           | -                        | -                      | 3       | -             |
| \$50,000 and over .....                        | 212                                    | 209          | 3           | 1                        | 1                      | -       | -             | -           | -                        | -                      | -       | -             |
| Mean income .....                              | \$18,939                               | \$32,359     | \$6,758     | \$12,420                 | \$9,460                | (B)     | \$7,123       | \$14,610    | (B)                      | (B)                    | (B)     | (B)           |
| Area of residence:                             |  |              |             |                          |                        |         |               |             |                          |                        |         |               |
| Inside metropolitan areas .....                | 2452                                   | 1026         | 1350        | 253                      | 313                    | 41      | 744           | 75          | 12                       | 33                     | 3       | 28            |
| 1,000,000 or more .....                        | 1609                                   | 640          | 915         | 169                      | 231                    | 29      | 486           | 53          | 2                        | 30                     | 3       | 19            |
| Inside central cities .....                    | 1114                                   | 371          | 702         | 107                      | 200                    | 18      | 378           | 42          | -                        | 20                     | 3       | 19            |
| Outside central cities .....                   | 495                                    | 270          | 214         | 63                       | 31                     | 11      | 108           | 12          | 2                        | 9                      | -       | -             |
| Under 1,000,000 .....                          | 843                                    | 386          | 435         | 83                       | 82                     | 12      | 257           | 22          | 9                        | 3                      | 1       | 9             |
| Inside central cities .....                    | 566                                    | 242          | 312         | 50                       | 58                     | 7       | 197           | 12          | 5                        | 3                      | -       | 4             |
| Outside central cities .....                   | 276                                    | 144          | 123         | 33                       | 24                     | 5       | 60            | 9           | 4                        | -                      | 1       | 5             |
| Outside metropolitan areas .....               | 573                                    | 256          | 302         | 35                       | 83                     | 23      | 162           | 14          | 2                        | 2                      | -       | 9             |
| Tenure <sup>1</sup> :                          |  |              |             |                          |                        |         |               |             |                          |                        |         |               |
| Owned .....                                    | 1171                                   | 763          | 367         | 80                       | 106                    | 25      | 157           | 40          | 4                        | 23                     | 3       | 9             |
| Rented .....                                   | 1854                                   | 519          | 1285        | 208                      | 291                    | 39      | 748           | 49          | 10                       | 11                     | -       | 28            |
| Public housing .....                           | 382                                    | 30           | 344         | 66                       | 70                     | 5       | 203           | 7           | -                        | 4                      | -       | 3             |
| Private housing .....                          | 1472                                   | 489          | 941         | 141                      | 221                    | 34      | 545           | 42          | 10                       | 7                      | -       | 24            |

See footnotes at end of table.

**Table 9. Living Arrangements of Children Under 18 Years, by Marital Status and Selected Characteristics of Parent: March 1988—Con.**

[Numbers in thousands. Characteristics are shown for the householder or reference person in married-couple situations. For meaning of symbols, see text]

| Subject  | Total, living with one or both parents | Living with- |                          |          |                        |          |               |                          |          |                        |         |               |
|--|--|--------------|--------------------------|----------|------------------------|----------|---------------|--------------------------|----------|------------------------|---------|---------------|
|  |  | Both parents | Mother only              |          |                        |          |               | Father only              |          |                        |         |               |
|  |  |              | Marital status of mother |          |                        |          |               | Marital status of father |          |                        |         |               |
|  |  |              | Total                    | Divorced | Married, spouse absent | Widowed  | Never married | Total                    | Divorced | Married, spouse absent | Widowed | Never married |
| <b>BLACK—Con.</b>                              |  |              |                          |          |                        |          |               |                          |          |                        |         |               |
| Children 12 to 17 years .....                  | 2840                                   | 1226         | 1521                     | 381      | 444                    | 159      | 537           | 93                       | 55       | 22                     | 5       | 11            |
| Number of siblings in household:               |  |              |                          |          |                        |          |               |                          |          |                        |         |               |
| None .....                                     | 741                                    | 288          | 415                      | 139      | 108                    | 40       | 128           | 38                       | 25       | 10                     | 2       | 1             |
| One .....                                      | 876                                    | 382          | 453                      | 123      | 125                    | 56       | 149           | 41                       | 22       | 10                     | 3       | 5             |
| Two .....                                      | 653                                    | 305          | 341                      | 59       | 130                    | 39       | 113           | 7                        | 5        | 2                      | -       | -             |
| Three .....                                    | 326                                    | 146          | 177                      | 41       | 66                     | 14       | 56            | 3                        | 3        | -                      | -       | -             |
| Four .....                                     | 121                                    | 53           | 68                       | 11       | 3                      | -        | 54            | -                        | -        | -                      | -       | -             |
| Five or more .....                             | 123                                    | 53           | 66                       | 9        | 11                     | 10       | 37            | 4                        | -        | -                      | -       | 4             |
| Mean number of siblings .....                  | 1.56                                   | 1.64         | 1.52                     | 1.20     | 1.47                   | 1.48     | 1.81          | 0.93                     | (B)      | (B)                    | (B)     | (B)           |
| Age of parent:                                 |  |              |                          |          |                        |          |               |                          |          |                        |         |               |
| 15 to 19 years .....                           | 11                                     | -            | 5                        | -        | -                      | -        | 5             | 6                        | -        | -                      | -       | 6             |
| 20 to 24 years .....                           | 9                                      | -            | 5                        | -        | 5                      | -        | -             | 3                        | -        | -                      | -       | 3             |
| 25 to 29 years .....                           | 112                                    | 30           | 52                       | 12       | 12                     | -        | 58            | -                        | -        | -                      | -       | -             |
| 30 to 34 years .....                           | 643                                    | 154          | 483                      | 85       | 133                    | 18       | 246           | 5                        | 3        | 2                      | -       | -             |
| 35 to 39 years .....                           | 835                                    | 317          | 491                      | 146      | 159                    | 47       | 139           | 28                       | 16       | 8                      | 3       | -             |
| 40 to 44 years .....                           | 594                                    | 340          | 239                      | 76       | 77                     | 18       | 68            | 15                       | 9        | 7                      | -       | -             |
| 45 to 49 years .....                           | 285                                    | 145          | 117                      | 33       | 26                     | 43       | 15            | 23                       | 17       | 5                      | -       | 1             |
| 50 to 54 years .....                           | 190                                    | 130          | 55                       | 18       | 21                     | 12       | 4             | 5                        | 5        | -                      | -       | -             |
| 55 to 59 years .....                           | 84                                     | 49           | 32                       | 10       | 9                      | 11       | 1             | 4                        | 2        | -                      | 2       | -             |
| 60 to 64 years .....                           | 28                                     | 23           | 4                        | -        | -                      | 4        | -             | -                        | -        | -                      | -       | -             |
| 65 years old and over .....                    | 49                                     | 38           | 8                        | 1        | 2                      | 5        | -             | 3                        | 3        | -                      | -       | -             |
| Education of parent:                           |  |              |                          |          |                        |          |               |                          |          |                        |         |               |
| Elementary: 0 to 8 years .....                 | 344                                    | 166          | 167                      | 9        | 41                     | 40       | 78            | 11                       | 6        | 3                      | -       | 1             |
| High school: 1 to 3 years .....                | 625                                    | 189          | 418                      | 82       | 134                    | 36       | 167           | 17                       | 9        | 2                      | -       | 6             |
| 4 years .....                                  | 1176                                   | 480          | 657                      | 163      | 175                    | 72       | 247           | 39                       | 21       | 14                     | 2       | 3             |
| College: 1 to 3 years .....                    | 455                                    | 254          | 185                      | 80       | 61                     | 5        | 38            | 16                       | 10       | 3                      | 3       | -             |
| 4 years .....                                  | 145                                    | 74           | 64                       | 32       | 24                     | 3        | 5             | 7                        | 7        | -                      | -       | -             |
| 5 or more years .....                          | 96                                     | 63           | 31                       | 16       | 9                      | 4        | 2             | 2                        | 2        | -                      | -       | -             |
| Percent high school graduates .....            | 65.9                                   | 71.0         | 61.5                     | 76.3     | 60.6                   | 52.6     | 54.5          | 69.9                     | (B)      | (B)                    | (B)     | (B)           |
| Employment status of parent:                   |  |              |                          |          |                        |          |               |                          |          |                        |         |               |
| In the labor force .....                       | 2073                                   | 1012         | 982                      | 294      | 288                    | 82       | 317           | 79                       | 50       | 22                     | 5       | 1             |
| Employed .....                                 | 1823                                   | 946          | 812                      | 282      | 248                    | 62       | 221           | 66                       | 47       | 13                     | 5       | -             |
| Both parents employed .....                    | 703                                    | 703          | (X)                      | (X)      | (X)                    | (X)      | (X)           | (X)                      | (X)      | (X)                    | (X)     | (X)           |
| Full time .....                                | 1633                                   | 894          | 678                      | 248      | 207                    | 43       | 181           | 61                       | 43       | 13                     | 5       | -             |
| Part time .....                                | 190                                    | 52           | 134                      | 34       | 41                     | 19       | 40            | 4                        | 4        | -                      | -       | -             |
| Unemployed .....                               | 249                                    | 67           | 170                      | 13       | 40                     | 21       | 97            | 13                       | 4        | 8                      | -       | 1             |
| Not in the labor force .....                   | 767                                    | 214          | 540                      | 87       | 156                    | 77       | 220           | 14                       | 5        | -                      | -       | 9             |
| Presence of adults other than parent:          |  |              |                          |          |                        |          |               |                          |          |                        |         |               |
| Other relatives present only .....             | 859                                    | 346          | 494                      | 123      | 155                    | 53       | 164           | 19                       | 8        | 6                      | -       | 5             |
| Nonrelatives present only .....                | 70                                     | 6            | 50                       | 15       | 12                     | 5        | 18            | 14                       | 6        | 5                      | 3       | -             |
| Other relatives and nonrelatives present ..... | 33                                     | 3            | 22                       | 7        | 11                     | -        | 5             | 8                        | 6        | 2                      | -       | -             |
| No adults other than parent .....              | 1877                                   | 871          | 955                      | 237      | 267                    | 101      | 350           | 52                       | 35       | 9                      | 2       | 5             |
| Family income:                                 |  |              |                          |          |                        |          |               |                          |          |                        |         |               |
| Under \$2,500 .....                            | 136                                    | 13           | 110                      | 8        | 38                     | 4        | 60            | 13                       | 5        | 2                      | -       | 6             |
| \$2,500 to \$4,999 .....                       | 291                                    | 9            | 282                      | 32       | 75                     | 28       | 147           | -                        | -        | -                      | -       | -             |
| \$5,000 to \$7,499 .....                       | 324                                    | 32           | 290                      | 47       | 93                     | 31       | 120           | 1                        | 1        | -                      | -       | -             |
| \$7,500 to \$9,999 .....                       | 221                                    | 32           | 174                      | 59       | 48                     | 5        | 62            | 14                       | 8        | 2                      | -       | 3             |
| \$10,000 to \$12,499 .....                     | 252                                    | 69           | 177                      | 58       | 55                     | 14       | 50            | 5                        | 2        | 3                      | -       | -             |
| \$12,500 to \$14,999 .....                     | 156                                    | 53           | 89                       | 17       | 16                     | 31       | 24            | 14                       | 10       | 4                      | 3       | 1             |
| \$15,000 to \$19,999 .....                     | 317                                    | 136          | 166                      | 55       | 46                     | 24       | 41            | 16                       | 12       | 4                      | -       | -             |
| \$20,000 to \$24,999 .....                     | 225                                    | 137          | 79                       | 35       | 27                     | 4        | 14            | 8                        | 6        | 2                      | -       | -             |
| \$25,000 to \$29,999 .....                     | 152                                    | 103          | 45                       | 26       | 9                      | 4        | 6             | 5                        | 3        | 2                      | -       | -             |
| \$30,000 to \$39,999 .....                     | 323                                    | 245          | 69                       | 25       | 27                     | 6        | 11            | 10                       | 6        | 4                      | -       | -             |
| \$40,000 to \$49,999 .....                     | 186                                    | 154          | 29                       | 9        | 8                      | 4        | 4             | 2                        | 2        | 2                      | -       | -             |
| \$50,000 and over .....                        | 258                                    | 244          | 11                       | 10       | 1                      | -        | -             | 3                        | 3        | -                      | -       | -             |
| Mean income .....                              | \$21,772                               | \$34,395     | \$11,852                 | \$16,365 | \$11,541               | \$13,666 | \$8,365       | \$17,639                 | (B)      | (B)                    | (B)     | (B)           |
| Area of residence:                             |  |              |                          |          |                        |          |               |                          |          |                        |         |               |
| Inside metropolitan areas .....                | 2317                                   | 996          | 1238                     | 336      | 350                    | 110      | 442           | 82                       | 47       | 19                     | 5       | 11            |
| 1,000,000 or more .....                        | 1475                                   | 591          | 841                      | 210      | 264                    | 67       | 300           | 44                       | 22       | 9                      | 5       | 7             |
| Inside central cities .....                    | 1047                                   | 360          | 654                      | 158      | 210                    | 40       | 246           | 33                       | 18       | 5                      | 5       | 5             |
| Outside central cities .....                   | 429                                    | 231          | 187                      | 52       | 54                     | 27       | 54            | 11                       | 4        | 4                      | -       | 2             |
| Under 1,000,000 .....                          | 841                                    | 405          | 398                      | 126      | 87                     | 44       | 142           | 38                       | 25       | 10                     | -       | 3             |
| Inside central cities .....                    | 557                                    | 252          | 282                      | 82       | 62                     | 28       | 109           | 23                       | 16       | 8                      | -       | -             |
| Outside central cities .....                   | 284                                    | 153          | 116                      | 43       | 24                     | 16       | 33            | 15                       | 9        | 3                      | -       | 3             |
| Outside metropolitan areas .....               | 523                                    | 230          | 283                      | 46       | 94                     | 49       | 95            | 11                       | 8        | 2                      | -       | -             |
| Tenure:  |  |              |                          |          |                        |          |               |                          |          |                        |         |               |
| Owned .....                                    | 1274                                   | 827          | 408                      | 124      | 115                    | 64       | 105           | 40                       | 23       | 14                     | 2       | 1             |
| Rented .....                                   | 1566                                   | 399          | 1114                     | 257      | 329                    | 95       | 432           | 52                       | 32       | 8                      | 3       | 9             |
| Public housing .....                           | 353                                    | 36           | 315                      | 68       | 84                     | 22       | 142           | 2                        | -        | 2                      | -       | -             |
| Private housing .....                          | 1212                                   | 364          | 799                      | 189      | 246                    | 74       | 290           | 50                       | 32       | 6                      | 3       | 9             |

See footnotes at end of table.

Table 9. Living Arrangements of Children Under 18 Years, by Marital Status and Selected Characteristics of Parent: March 1988—Con.

[Numbers in thousands. Characteristics are shown for the householder or reference person in married-couple situations. For meaning of symbols, see text]

| Subject  | Total, living with one or both parents | Living with- |             |                          |                        |          |               |             |                          |                        |         |               |  |
|--|--|--------------|-------------|--------------------------|------------------------|----------|---------------|-------------|--------------------------|------------------------|---------|---------------|--|
|  |  | Both parents | Mother only |                          |                        |          |               | Father only |                          |                        |         |               |  |
|  |  |              | Total       | Marital status of mother |                        |          |               | Total       | Marital status of father |                        |         |               |  |
|  |  |              |             | Divorced                 | Married, spouse absent | Widowed  | Never married |             | Divorced                 | Married, spouse absent | Widowed | Never married |  |
| <b>HISPANIC ORIGIN<sup>2</sup></b>             |  |              |             |                          |                        |          |               |             |                          |                        |         |               |  |
| Children under 18 years -----                  | 6544                                   | 4497         | 1845        | 539                      | 596                    | 110      | 600           | 202         | 76                       | 46                     | 8       | 72            |  |
| Number of siblings in household:               |  |              |             |                          |                        |          |               |             |                          |                        |         |               |  |
| None -----                                     | 1136                                   | 676          | 386         | 117                      | 94                     | 20       | 155           | 74          | 27                       | 16                     | 1       | 29            |  |
| One -----                                      | 2183                                   | 1511         | 605         | 186                      | 174                    | 43       | 202           | 67          | 24                       | 11                     | 1       | 31            |  |
| Two -----                                      | 1730                                   | 1252         | 427         | 123                      | 156                    | 35       | 113           | 51          | 19                       | 18                     | 6       | 7             |  |
| Three -----                                    | 850                                    | 598          | 241         | 71                       | 87                     | 5        | 79            | 10          | 6                        | -                      | -       | 5             |  |
| Four -----                                     | 401                                    | 278          | 124         | 27                       | 38                     | 7        | 52            | -           | -                        | -                      | -       | -             |  |
| Five or more -----                             | 244                                    | 182          | 63          | 15                       | 48                     | -        | -             | -           | -                        | -                      | -       | -             |  |
| Mean number of siblings -----                  | 1.71                                   | 1.77         | 1.65        | 1.54                     | 1.99                   | 1.41     | 1.45          | 0.99        | 1.04                     | (B)                    | (B)     | (B)           |  |
| Age of parent:                                 |  |              |             |                          |                        |          |               |             |                          |                        |         |               |  |
| 15 to 19 years -----                           | 99                                     | 13           | 81          | 9                        | 19                     | -        | 53            | 5           | -                        | -                      | -       | 5             |  |
| 20 to 24 years -----                           | 526                                    | 248          | 249         | 24                       | 41                     | 1        | 183           | 30          | -                        | 7                      | -       | 23            |  |
| 25 to 29 years -----                           | 1211                                   | 773          | 399         | 96                       | 138                    | 10       | 154           | 39          | 13                       | 10                     | 1       | 15            |  |
| 30 to 34 years -----                           | 1425                                   | 995          | 381         | 136                      | 119                    | 16       | 109           | 46          | 21                       | 12                     | -       | 13            |  |
| 35 to 39 years -----                           | 1463                                   | 1047         | 372         | 151                      | 135                    | 27       | 59            | 44          | 28                       | 4                      | -       | 13            |  |
| 40 to 44 years -----                           | 890                                    | 679          | 199         | 66                       | 92                     | 16       | 25            | 12          | 4                        | 8                      | -       | 2             |  |
| 45 to 49 years -----                           | 470                                    | 361          | 96          | 35                       | 34                     | 19       | 8             | 13          | 8                        | 5                      | -       | -             |  |
| 50 to 54 years -----                           | 251                                    | 210          | 34          | 11                       | 12                     | 8        | 4             | 7           | 1                        | 1                      | 5       | -             |  |
| 55 to 59 years -----                           | 104                                    | 79           | 21          | 3                        | 6                      | 5        | 4             | 4           | 1                        | -                      | 3       | -             |  |
| 60 to 64 years -----                           | 60                                     | 55           | 3           | -                        | 1                      | 2        | -             | 2           | 1                        | 1                      | -       | -             |  |
| 65 years old and over -----                    | 46                                     | 36           | 10          | 8                        | -                      | 4        | -             | -           | -                        | -                      | -       | -             |  |
| Education of parent:                           |  |              |             |                          |                        |          |               |             |                          |                        |         |               |  |
| Elementary: 0 to 8 years -----                 | 2274                                   | 1577         | 643         | 157                      | 240                    | 43       | 203           | 54          | 7                        | 14                     | 7       | 25            |  |
| High school: 1 to 3 years -----                | 1312                                   | 788          | 480         | 90                       | 173                    | 27       | 190           | 44          | 10                       | 14                     | 1       | 19            |  |
| 4 years -----                                  | 1839                                   | 1235         | 527         | 210                      | 131                    | 31       | 155           | 74          | 44                       | 10                     | -       | 21            |  |
| College: 1 to 3 years -----                    | 682                                    | 501          | 167         | 73                       | 42                     | 6        | 45            | 24          | 12                       | 5                      | -       | 7             |  |
| 4 years -----                                  | 238                                    | 210          | 22          | 6                        | 8                      | 3        | 5             | 6           | 3                        | 2                      | -       | -             |  |
| 5 or more years -----                          | 190                                    | 182          | 8           | 3                        | 2                      | -        | 2             | -           | -                        | -                      | -       | -             |  |
| Percent high school graduates -----            | 45.2                                   | 47.4         | 39.2        | 54.2                     | 30.7                   | 37.2     | 34.5          | 51.2        | 77.5                     | (B)                    | (B)     | (B)           |  |
| Employment status of parent:                   |  |              |             |                          |                        |          |               |             |                          |                        |         |               |  |
| In the labor force -----                       | 4919                                   | 3982         | 773         | 331                      | 225                    | 43       | 175           | 164         | 65                       | 38                     | 6       | 58            |  |
| Employed -----                                 | 4461                                   | 3615         | 699         | 309                      | 192                    | 37       | 161           | 147         | 60                       | 33                     | 6       | 49            |  |
| Both parents employed -----                    | 1704                                   | 1704         | (X)         | (X)                      | (X)                    | (X)      | (X)           | (X)         | (X)                      | (X)                    | (X)     | (X)           |  |
| Full time -----                                | 3967                                   | 3298         | 535         | 240                      | 138                    | 28       | 128           | 134         | 52                       | 33                     | 6       | 44            |  |
| Part time -----                                | 494                                    | 317          | 164         | 70                       | 54                     | 7        | 33            | 13          | 8                        | -                      | -       | 5             |  |
| Unemployed -----                               | 458                                    | 367          | 73          | 21                       | 33                     | 6        | 14            | 18          | 5                        | 6                      | -       | 6             |  |
| Not in the labor force -----                   | 1625                                   | 514          | 1073        | 209                      | 371                    | 66       | 425           | 38          | 11                       | 8                      | 3       | 17            |  |
| Presence of adults other than parent:          |  |              |             |                          |                        |          |               |             |                          |                        |         |               |  |
| Other relatives present only -----             | 1500                                   | 932          | 523         | 132                      | 163                    | 50       | 178           | 44          | 10                       | 13                     | 4       | 17            |  |
| Nonrelatives present only -----                | 272                                    | 57           | 138         | 64                       | 17                     | 5        | 52            | 77          | 23                       | 13                     | 4       | 38            |  |
| Other relatives and nonrelatives present ----- | 64                                     | 24           | 33          | 13                       | 9                      | -        | 11            | 8           | 3                        | 1                      | -       | 4             |  |
| No adults other than parent -----              | 4708                                   | 3484         | 1152        | 331                      | 407                    | 55       | 359           | 73          | 40                       | 19                     | -       | 14            |  |
| Family income:                                 |  |              |             |                          |                        |          |               |             |                          |                        |         |               |  |
| Under \$2,500 -----                            | 351                                    | 74           | 252         | 49                       | 93                     | 5        | 108           | 25          | 7                        | 6                      | -       | 12            |  |
| \$2,500 to \$4,999 -----                       | 482                                    | 117          | 333         | 78                       | 93                     | 9        | 153           | 12          | 2                        | 10                     | -       | 4             |  |
| \$5,000 to \$7,499 -----                       | 641                                    | 200          | 431         | 112                      | 140                    | 22       | 157           | 10          | 3                        | 3                      | -       | 4             |  |
| \$7,500 to \$9,999 -----                       | 552                                    | 272          | 255         | 67                       | 109                    | 17       | 82            | 24          | 7                        | 2                      | -       | 15            |  |
| \$10,000 to \$12,499 -----                     | 648                                    | 474          | 154         | 51                       | 46                     | 15       | 42            | 18          | 4                        | 2                      | 1       | 11            |  |
| \$12,500 to \$14,999 -----                     | 415                                    | 302          | 105         | 46                       | 47                     | 5        | 7             | 8           | 4                        | 1                      | -       | 3             |  |
| \$15,000 to \$19,999 -----                     | 715                                    | 544          | 148         | 67                       | 29                     | 17       | 34            | 22          | 5                        | 6                      | 1       | 11            |  |
| \$20,000 to \$24,999 -----                     | 612                                    | 516          | 71          | 20                       | 22                     | 11       | 17            | 25          | 10                       | 5                      | 3       | 8             |  |
| \$25,000 to \$29,999 -----                     | 480                                    | 429          | 32          | 18                       | 8                      | 3        | 3             | 19          | 13                       | -                      | -       | 6             |  |
| \$30,000 to \$39,999 -----                     | 695                                    | 643          | 36          | 14                       | 9                      | -        | 13            | 16          | 8                        | 8                      | -       | 1             |  |
| \$40,000 to \$49,999 -----                     | 455                                    | 429          | 15          | 11                       | -                      | 1        | 3             | 11          | 7                        | -                      | 4       | -             |  |
| \$50,000 and over -----                        | 521                                    | 487          | 13          | 5                        | -                      | 6        | 2             | 11          | 8                        | 3                      | -       | -             |  |
| Mean income -----                              | \$21,921                               | \$27,159     | \$9,507     | \$11,972                 | \$8,170                | \$15,370 | \$7,540       | \$18,750    | \$22,978                 | (B)                    | (B)     | (B)           |  |
| Area of residence:                             |  |              |             |                          |                        |          |               |             |                          |                        |         |               |  |
| Inside metropolitan areas -----                | 6014                                   | 4099         | 1727        | 486                      | 573                    | 95       | 573           | 188         | 63                       | 45                     | 8       | 71            |  |
| 1,000,000 or more -----                        | 3988                                   | 2680         | 1188        | 314                      | 393                    | 70       | 411           | 120         | 31                       | 41                     | 5       | 42            |  |
| Inside central cities -----                    | 2383                                   | 1490         | 836         | 188                      | 299                    | 55       | 294           | 57          | 18                       | 13                     | 5       | 21            |  |
| Outside central cities -----                   | 1605                                   | 1190         | 352         | 125                      | 94                     | 16       | 117           | 63          | 13                       | 28                     | 2       | 21            |  |
| Under 1,000,000 -----                          | 2026                                   | 1419         | 599         | 172                      | 180                    | 25       | 162           | 68          | 32                       | 4                      | 4       | 29            |  |
| Inside central cities -----                    | 1143                                   | 754          | 354         | 117                      | 116                    | 13       | 108           | 35          | 10                       | 4                      | 4       | 18            |  |
| Outside central cities -----                   | 883                                    | 664          | 185         | 55                       | 64                     | 12       | 54            | 34          | 22                       | -                      | -       | 11            |  |
| Outside metropolitan areas -----               | 531                                    | 398          | 118         | 54                       | 23                     | 15       | 27            | 14          | 13                       | 1                      | -       | 1             |  |
| Tenure <sup>1</sup> :                          |  |              |             |                          |                        |          |               |             |                          |                        |         |               |  |
| Owned -----                                    | 2568                                   | 2095         | 404         | 157                      | 108                    | 53       | 87            | 68          | 37                       | 14                     | 5       | 12            |  |
| Rented -----                                   | 3976                                   | 2402         | 1441        | 382                      | 488                    | 58       | 513           | 134         | 38                       | 32                     | 4       | 60            |  |
| Public housing -----                           | 341                                    | 139          | 196         | 44                       | 88                     | 4        | 63            | 3           | -                        | -                      | -       | 3             |  |
| Private housing -----                          | 3636                                   | 2262         | 1243        | 338                      | 400                    | 54       | 450           | 131         | 38                       | 32                     | 4       | 57            |  |

See footnotes at end of table.

**Table 9. Living Arrangements of Children Under 18 Years, by Marital Status and Selected Characteristics of Parent: March 1988—Con.**

[Numbers in thousands. Characteristics are shown for the householder or reference person in married-couple situations. For meaning of symbols, see text]

| Subject                                       | Total living with one or both parents | Living with- |                          |          |                        |         |         |                          |          |                        |         |               |
|---|---------------------------------------|--------------|--------------------------|----------|------------------------|---------|---------|--------------------------|----------|------------------------|---------|---------------|
|   |                                       | Mother only  |                          |          |                        |         |         | Father only              |          |                        |         |               |
|   |                                       | Both parents | Marital status of mother |          |                        |         | Total   | Marital status of father |          |                        |         |               |
|   |                                       |              | Total                    | Divorced | Married, spouse absent | Widowed |         | Never married            | Divorced | Married, spouse absent | Widowed | Never married |
| <b>HISPANIC ORIGIN<sup>2</sup>—Con.</b>       |                                       |              |                          |          |                        |         |         |                          |          |                        |         |               |
| Children under 6 years.....                   | 2443                                  | 1671         | 686                      | 121      | 196                    | 18      | 351     | 85                       | 16       | 17                     | 2       | 51            |
| Number of siblings in household:              |                                       |              |                          |          |                        |         |         |                          |          |                        |         |               |
| None.....                                     | 520                                   | 322          | 166                      | 29       | 33                     | 4       | 100     | 32                       | 5        | 2                      | -       | 25            |
| One.....                                      | 895                                   | 615          | 252                      | 40       | 77                     | 10      | 125     | 29                       | 5        | 3                      | 1       | 20            |
| Two.....                                      | 576                                   | 417          | 138                      | 28       | 48                     | 1       | 62      | 20                       | 2        | 11                     | 1       | 6             |
| Three.....                                    | 240                                   | 178          | 58                       | 13       | 14                     | 2       | 29      | 4                        | 4        | -                      | -       | -             |
| Four.....                                     | 147                                   | 83           | 64                       | 10       | 18                     | -       | 35      | -                        | -        | -                      | -       | -             |
| Five or more.....                             | 64                                    | 55           | 9                        | 2        | 7                      | -       | -       | -                        | -        | -                      | -       | -             |
| Mean number of siblings.....                  | 1.52                                  | 1.57         | 1.48                     | 1.53     | 1.69                   | (B)     | 1.36    | 0.95                     | (B)      | (B)                    | (B)     | (B)           |
| Age of parent:                                |                                       |              |                          |          |                        |         |         |                          |          |                        |         |               |
| 15 to 19 years.....                           | 94                                    | 13           | 80                       | 9        | 19                     | -       | 52      | 2                        | -        | -                      | -       | 2             |
| 20 to 24 years.....                           | 468                                   | 224          | 216                      | 20       | 37                     | 1       | 158     | 28                       | -        | 7                      | -       | 21            |
| 25 to 29 years.....                           | 746                                   | 512          | 200                      | 38       | 69                     | 6       | 87      | 33                       | 6        | 9                      | 1       | 15            |
| 30 to 34 years.....                           | 562                                   | 438          | 114                      | 29       | 39                     | 6       | 40      | 10                       | 1        | 1                      | -       | 7             |
| 35 to 39 years.....                           | 341                                   | 278          | 54                       | 19       | 22                     | 2       | 11      | 10                       | 5        | -                      | -       | 4             |
| 40 to 44 years.....                           | 148                                   | 129          | 19                       | 5        | 9                      | 3       | 2       | -                        | -        | -                      | -       | -             |
| 45 to 49 years.....                           | 45                                    | 42           | 2                        | 1        | -                      | -       | 1       | -                        | 1        | -                      | -       | -             |
| 50 to 54 years.....                           | 26                                    | 25           | -                        | -        | -                      | -       | -       | 1                        | -        | -                      | 1       | -             |
| 55 to 59 years.....                           | 7                                     | 6            | -                        | 1        | -                      | -       | -       | -                        | -        | -                      | -       | -             |
| 60 to 64 years.....                           | 1                                     | 1            | -                        | -        | -                      | -       | -       | -                        | -        | -                      | -       | -             |
| 65 years old and over.....                    | 5                                     | 5            | -                        | -        | -                      | -       | -       | -                        | -        | -                      | -       | -             |
| Education of parent:                          |                                       |              |                          |          |                        |         |         |                          |          |                        |         |               |
| Elementary: 0 to 8 years.....                 | 719                                   | 508          | 177                      | 22       | 53                     | 5       | 96      | 34                       | 3        | 11                     | 1       | 19            |
| High school: 1 to 3 years.....                | 574                                   | 311          | 247                      | 28       | 78                     | 5       | 135     | 17                       | 1        | 1                      | 1       | 14            |
| 4 years.....                                  | 731                                   | 504          | 201                      | 54       | 46                     | 7       | 94      | 26                       | 10       | 4                      | -       | 11            |
| College: 1 to 3 years.....                    | 245                                   | 184          | 53                       | 15       | 18                     | -       | 21      | 7                        | 1        | -                      | -       | 6             |
| 4 years.....                                  | 105                                   | 100          | 4                        | -        | 1                      | 1       | 2       | 1                        | 1        | -                      | -       | -             |
| 5 or more years.....                          | 69                                    | 64           | 5                        | 3        | -                      | -       | 2       | -                        | -        | -                      | -       | -             |
| Percent high school graduates.....            | 47.1                                  | 51.0         | 38.3                     | 58.7     | 33.1                   | (B)     | 34.0    | 40.3                     | (B)      | (B)                    | (B)     | (B)           |
| Employment status of parent:                  |                                       |              |                          |          |                        |         |         |                          |          |                        |         |               |
| In the labor force.....                       | 1761                                  | 1465         | 230                      | 61       | 68                     | 6       | 96      | 67                       | 15       | 10                     | 2       | 39            |
| Employed.....                                 | 1597                                  | 1336         | 204                      | 55       | 53                     | 5       | 91      | 57                       | 11       | 10                     | 2       | 34            |
| Both parents employed.....                    | 549                                   | 549          | (X)                      | (X)      | (X)                    | (X)     | (X)     | (X)                      | (X)      | (X)                    | (X)     | (X)           |
| Full time.....                                | 1419                                  | 1206         | 160                      | 43       | 37                     | 5       | 74      | 53                       | 10       | 10                     | 2       | 31            |
| Part time.....                                | 178                                   | 131          | 44                       | 12       | 15                     | -       | 17      | 3                        | 1        | -                      | -       | 3             |
| Unemployed.....                               | 164                                   | 128          | 26                       | 5        | 15                     | 1       | 6       | 10                       | 5        | -                      | -       | 5             |
| Not in the labor force.....                   | 681                                   | 207          | 456                      | 61       | 129                    | 12      | 254     | 19                       | 1        | 7                      | -       | 11            |
| Presence of adults other than parent:         |                                       |              |                          |          |                        |         |         |                          |          |                        |         |               |
| Other relatives present only.....             | 450                                   | 233          | 199                      | 34       | 42                     | 8       | 115     | 17                       | 4        | 3                      | 1       | 10            |
| Nonrelatives present only.....                | 131                                   | 25           | 64                       | 18       | 4                      | 3       | 39      | 42                       | 4        | 9                      | 1       | 28            |
| Other relatives and nonrelatives present..... | 25                                    | 7            | 12                       | -        | 6                      | -       | 6       | 6                        | 3        | -                      | -       | 4             |
| No adults other than parent.....              | 1837                                  | 1406         | 411                      | 69       | 144                    | 7       | 191     | 19                       | 6        | 5                      | -       | 9             |
| Family income:                                |                                       |              |                          |          |                        |         |         |                          |          |                        |         |               |
| Under \$2,500.....                            | 199                                   | 42           | 139                      | 17       | 45                     | 2       | 74      | 18                       | 4        | 5                      | -       | 10            |
| \$2,500 to \$4,999.....                       | 202                                   | 44           | 150                      | 24       | 32                     | 1       | 93      | 8                        | 1        | 7                      | -       | -             |
| \$5,000 to \$7,499.....                       | 272                                   | 85           | 184                      | 25       | 51                     | 5       | 103     | 2                        | -        | 1                      | -       | 1             |
| \$7,500 to \$9,999.....                       | 206                                   | 118          | 71                       | 12       | 30                     | 2       | 28      | 17                       | 4        | -                      | -       | 13            |
| \$10,000 to \$12,499.....                     | 275                                   | 223          | 40                       | 6        | 9                      | 3       | 20      | 12                       | 2        | -                      | 1       | 9             |
| \$12,500 to \$14,999.....                     | 148                                   | 121          | 26                       | 11       | 8                      | 2       | 5       | 1                        | -        | -                      | -       | 1             |
| \$15,000 to \$19,999.....                     | 234                                   | 180          | 44                       | 15       | 13                     | 1       | 16      | 9                        | 1        | 2                      | -       | 7             |
| \$20,000 to \$24,999.....                     | 218                                   | 195          | 16                       | -        | 8                      | 1       | 6       | 8                        | -        | -                      | -       | 8             |
| \$25,000 to \$29,999.....                     | 160                                   | 151          | 5                        | 4        | -                      | 1       | -       | 4                        | 4        | -                      | -       | -             |
| \$30,000 to \$39,999.....                     | 225                                   | 218          | 3                        | 2        | -                      | -       | 1       | 3                        | -        | 2                      | -       | 1             |
| \$40,000 to \$49,999.....                     | 170                                   | 163          | 5                        | 2        | -                      | -       | 3       | 1                        | -        | -                      | 1       | -             |
| \$50,000 and over.....                        | 133                                   | 131          | 1                        | -        | -                      | -       | 1       | 1                        | 1        | -                      | -       | -             |
| Mean income.....                              | \$19,467                              | \$24,884     | \$7,197                  | \$9,653  | \$6,876                | (B)     | \$6,408 | \$12,033                 | (B)      | (B)                    | (B)     | (B)           |
| Area of residence:                            |                                       |              |                          |          |                        |         |         |                          |          |                        |         |               |
| Inside metropolitan areas.....                | 2255                                  | 1523         | 655                      | 116      | 191                    | 16      | 332     | 77                       | 8        | 17                     | 2       | 51            |
| 1,000,000 or more.....                        | 1512                                  | 997          | 462                      | 81       | 133                    | 12      | 235     | 53                       | 6        | 17                     | 1       | 30            |
| Inside central cities.....                    | 925                                   | 566          | 338                      | 50       | 101                    | 10      | 177     | 21                       | 1        | 5                      | 1       | 14            |
| Outside central cities.....                   | 587                                   | 432          | 123                      | 31       | 32                     | 2       | 58      | 32                       | 5        | 12                     | -       | 16            |
| Under 1,000,000.....                          | 743                                   | 526          | 193                      | 35       | 57                     | 4       | 97      | 24                       | 2        | -                      | 1       | 21            |
| Inside central cities.....                    | 420                                   | 281          | 127                      | 25       | 32                     | 4       | 66      | 12                       | -        | -                      | 1       | 11            |
| Outside central cities.....                   | 323                                   | 245          | 67                       | 10       | 25                     | -       | 31      | 12                       | 2        | -                      | -       | 10            |
| Outside metropolitan areas.....               | 187                                   | 148          | 31                       | 6        | 5                      | 2       | 19      | 8                        | 8        | -                      | -       | -             |
| Tenure <sup>1</sup> :                         |                                       |              |                          |          |                        |         |         |                          |          |                        |         |               |
| Owned.....                                    | 726                                   | 585          | 123                      | 35       | 31                     | 4       | 53      | 19                       | 8        | 3                      | 2       | 6             |
| Rented.....                                   | 1716                                  | 1087         | 563                      | 87       | 165                    | 13      | 298     | 66                       | 8        | 13                     | -       | 44            |
| Public housing.....                           | 132                                   | 55           | 75                       | 8        | 33                     | 1       | 32      | 2                        | -        | -                      | -       | 2             |
| Private housing.....                          | 1585                                  | 1032         | 489                      | 78       | 132                    | 12      | 266     | 64                       | 8        | 13                     | -       | 42            |

See footnotes at end of table.

**Table 9. Living Arrangements of Children Under 18 Years, by Marital Status and Selected Characteristics of Parent: March 1988—Con.**

[Numbers in thousands. Characteristics are shown for the householder or reference person in married-couple situations. For meaning of symbols, see text]

| Subject  | Total, living with one or both parents | Living with- |             |                          |                        |         |               |             |                          |                        |         |               |
|--|--|--------------|-------------|--------------------------|------------------------|---------|---------------|-------------|--------------------------|------------------------|---------|---------------|
|  |  | Both parents | Mother only |                          |                        |         |               | Father only |                          |                        |         |               |
|  |  |              | Total       | Marital status of mother |                        |         |               | Total       | Marital status of father |                        |         |               |
|  |  |              |             | Divorced                 | Married, spouse absent | Widowed | Never married |             | Divorced                 | Married, spouse absent | Widowed | Never married |
| <b>HISPANIC ORIGIN<sup>2</sup>—Con.</b>        |  |              |             |                          |                        |         |               |             |                          |                        |         |               |
| Children 6 to 11 years .....                   | 2239                                   | 1564         | 602         | 189                      | 218                    | 41      | 154           | 73          | 39                       | 14                     | 3       | 17            |
| Number of siblings in household:               |  |              |             |                          |                        |         |               |             |                          |                        |         |               |
| None .....                                     | 216                                    | 112          | 86          | 28                       | 24                     | 6       | 28            | 19          | 9                        | 6                      | -       | 4             |
| One .....                                      | 731                                    | 525          | 175         | 65                       | 51                     | 13      | 46            | 30          | 16                       | 4                      | -       | 10            |
| Two .....                                      | 693                                    | 510          | 164         | 43                       | 70                     | 18      | 33            | 19          | 13                       | 4                      | 3       | -             |
| Three .....                                    | 359                                    | 244          | 111         | 32                       | 43                     | 1       | 34            | 5           | 1                        | -                      | -       | 3             |
| Four .....                                     | 144                                    | 100          | 44          | 15                       | 13                     | 3       | 13            | -           | -                        | -                      | -       | -             |
| Five or more .....                             | 95                                     | 74           | 22          | 4                        | 17                     | -       | -             | -           | -                        | -                      | -       | -             |
| Mean number of siblings .....                  | 1.93                                   | 1.99         | 1.89        | 1.76                     | 2.17                   | (B)     | 1.73          | (B)         | (B)                      | (B)                    | (B)     | (B)           |
| Age of parent:                                 |  |              |             |                          |                        |         |               |             |                          |                        |         |               |
| 15 to 19 years .....                           | 1                                      | -            | 1           | -                        | -                      | -       | 1             | -           | -                        | -                      | -       | -             |
| 20 to 24 years .....                           | 56                                     | 22           | 32          | 4                        | 4                      | -       | 24            | 2           | -                        | -                      | -       | 2             |
| 25 to 29 years .....                           | 408                                    | 225          | 178         | 51                       | 62                     | 4       | 60            | 6           | 4                        | 2                      | -       | -             |
| 30 to 34 years .....                           | 615                                    | 434          | 149         | 57                       | 51                     | 4       | 38            | 31          | 17                       | 8                      | -       | 6             |
| 35 to 39 years .....                           | 573                                    | 417          | 135         | 51                       | 52                     | 11      | 21            | 21          | 13                       | 1                      | -       | 7             |
| 40 to 44 years .....                           | 284                                    | 224          | 55          | 11                       | 31                     | 8       | 6             | 5           | -                        | 3                      | -       | 2             |
| 45 to 49 years .....                           | 170                                    | 129          | 37          | 11                       | 13                     | 9       | 4             | 3           | 3                        | -                      | -       | -             |
| 50 to 54 years .....                           | 71                                     | 61           | 8           | 3                        | 3                      | 2       | -             | 3           | -                        | -                      | 3       | -             |
| 55 to 59 years .....                           | 27                                     | 23           | 3           | 1                        | 2                      | -       | -             | 1           | 1                        | -                      | -       | -             |
| 60 to 64 years .....                           | 21                                     | 20           | -           | -                        | -                      | -       | -             | 1           | 1                        | -                      | -       | -             |
| 65 years old and over .....                    | 13                                     | 9            | 4           | -                        | -                      | 4       | -             | -           | -                        | -                      | -       | -             |
| Education of parent:                           |  |              |             |                          |                        |         |               |             |                          |                        |         |               |
| Elementary: 0 to 8 years .....                 | 760                                    | 534          | 216         | 49                       | 92                     | 17      | 59            | 10          | 1                        | -                      | 3       | 6             |
| High school: 1 to 3 years .....                | 443                                    | 288          | 140         | 32                       | 62                     | 14      | 32            | 15          | 7                        | 6                      | -       | 2             |
| 4 years .....                                  | 630                                    | 414          | 182         | 81                       | 50                     | 10      | 41            | 34          | 22                       | 4                      | -       | 8             |
| College: 1 to 3 years .....                    | 255                                    | 186          | 57          | 25                       | 12                     | 1       | 20            | 12          | 9                        | 3                      | -       | 1             |
| 4 years .....                                  | 71                                     | 63           | 7           | 2                        | 3                      | -       | 1             | 1           | 1                        | -                      | -       | -             |
| 5 or more years .....                          | 79                                     | 79           | -           | -                        | -                      | -       | -             | -           | -                        | -                      | -       | -             |
| Percent high school graduates .....            | 46.2                                   | 47.4         | 40.8        | 57.1                     | 29.5                   | (B)     | 40.8          | (B)         | (B)                      | (B)                    | (B)     | (B)           |
| Employment status of parent:                   |  |              |             |                          |                        |         |               |             |                          |                        |         |               |
| In the labor force .....                       | 1730                                   | 1395         | 272         | 122                      | 82                     | 15      | 53            | 63          | 32                       | 14                     | 3       | 14            |
| Employed .....                                 | 1569                                   | 1265         | 247         | 112                      | 76                     | 14      | 45            | 57          | 32                       | 10                     | 3       | 13            |
| Both parents employed .....                    | 609                                    | 609          | (X)         | (X)                      | (X)                    | (X)     | (X)           | (X)         | (X)                      | (X)                    | (X)     | (X)           |
| Full time .....                                | 1391                                   | 1154         | 186         | 89                       | 53                     | 13      | 32            | 51          | 26                       | 10                     | 3       | 12            |
| Part time .....                                | 178                                    | 111          | 61          | 24                       | 23                     | 1       | 13            | 6           | 5                        | -                      | 1       | 1             |
| Unemployed .....                               | 161                                    | 130          | 25          | 10                       | 7                      | 1       | 8             | 5           | 1                        | 3                      | -       | 1             |
| Not in the labor force .....                   | 510                                    | 169          | 330         | 67                       | 136                    | 26      | 101           | 10          | 7                        | -                      | -       | 3             |
| Presence of adults other than parent:          |  |              |             |                          |                        |         |               |             |                          |                        |         |               |
| Other relatives present only .....             | 417                                    | 268          | 134         | 36                       | 49                     | 16      | 33            | 15          | 6                        | 5                      | -       | 5             |
| Nonrelatives present only .....                | 98                                     | 15           | 59          | 34                       | 10                     | 3       | 13            | 24          | 13                       | -                      | 3       | 8             |
| Other relatives and nonrelatives present ..... | 25                                     | 12           | 12          | 8                        | 1                      | -       | 3             | 1           | -                        | 1                      | -       | -             |
| No adults other than parent .....              | 1699                                   | 1269         | 398         | 110                      | 159                    | 23      | 106           | 32          | 21                       | 8                      | -       | 4             |
| Family income:                                 |  |              |             |                          |                        |         |               |             |                          |                        |         |               |
| Under \$2,500 .....                            | 87                                     | 17           | 65          | 18                       | 29                     | 1       | 17            | 5           | 4                        | -                      | -       | 1             |
| \$2,500 to \$4,999 .....                       | 142                                    | 38           | 102         | 27                       | 34                     | 4       | 37            | 3           | 1                        | 2                      | -       | -             |
| \$5,000 to \$7,499 .....                       | 220                                    | 71           | 143         | 44                       | 53                     | 8       | 38            | 6           | 1                        | 2                      | -       | 3             |
| \$7,500 to \$9,999 .....                       | 201                                    | 97           | 99          | 19                       | 51                     | 10      | 19            | 5           | 2                        | 1                      | -       | 2             |
| \$10,000 to \$12,499 .....                     | 197                                    | 142          | 52          | 17                       | 19                     | 3       | 13            | 3           | 2                        | -                      | -       | 1             |
| \$12,500 to \$14,999 .....                     | 138                                    | 93           | 42          | 20                       | 18                     | 1       | 3             | 4           | 3                        | 1                      | -       | -             |
| \$15,000 to \$19,999 .....                     | 260                                    | 204          | 50          | 24                       | 7                      | 6       | 13            | 6           | 1                        | 1                      | -       | 4             |
| \$20,000 to \$24,999 .....                     | 226                                    | 196          | 22          | 9                        | 2                      | 4       | 7             | 8           | 6                        | 1                      | -       | 1             |
| \$25,000 to \$29,999 .....                     | 178                                    | 159          | 9           | 5                        | 2                      | -       | 2             | 10          | 6                        | -                      | -       | 4             |
| \$30,000 to \$39,999 .....                     | 239                                    | 219          | 13          | 6                        | 2                      | -       | 5             | 7           | 4                        | 4                      | -       | -             |
| \$40,000 to \$49,999 .....                     | 155                                    | 145          | 1           | 1                        | -                      | -       | -             | 9           | 7                        | -                      | 3       | -             |
| \$50,000 and over .....                        | 195                                    | 185          | 5           | -                        | -                      | 4       | 1             | 6           | 5                        | 1                      | -       | -             |
| Mean income .....                              | \$22,635                               | \$27,611     | \$9,663     | \$10,776                 | \$7,731                | (B)     | \$9,048       | (B)         | (B)                      | (B)                    | (B)     | (B)           |
| Area of residence:                             |  |              |             |                          |                        |         |               |             |                          |                        |         |               |
| Inside metropolitan areas .....                | 2065                                   | 1425         | 571         | 170                      | 211                    | 39      | 152           | 69          | 36                       | 14                     | 3       | 16            |
| 1,000,000 or more .....                        | 1376                                   | 947          | 389         | 108                      | 135                    | 31      | 115           | 40          | 16                       | 11                     | 3       | 11            |
| Inside central cities .....                    | 805                                    | 517          | 267         | 62                       | 108                    | 24      | 72            | 21          | 10                       | 1                      | 3       | 6             |
| Outside central cities .....                   | 572                                    | 430          | 122         | 46                       | 27                     | 6       | 43            | 19          | 5                        | 9                      | -       | 5             |
| Under 1,000,000 .....                          | 689                                    | 478          | 182         | 61                       | 75                     | 8       | 37            | 29          | 21                       | 3                      | -       | 5             |
| Inside central cities .....                    | 384                                    | 247          | 125         | 43                       | 52                     | 4       | 26            | 13          | 5                        | 3                      | -       | 5             |
| Outside central cities .....                   | 305                                    | 232          | 57          | 19                       | 23                     | 4       | 11            | 16          | 16                       | -                      | -       | -             |
| Outside metropolitan areas .....               | 174                                    | 139          | 31          | 19                       | 7                      | 3       | 2             | 4           | 3                        | -                      | -       | 1             |
| Tenure <sup>1</sup> :                          |  |              |             |                          |                        |         |               |             |                          |                        |         |               |
| Owned .....                                    | 933                                    | 780          | 118         | 49                       | 33                     | 17      | 18            | 34          | 21                       | 6                      | 3       | 5             |
| Rented .....                                   | 1306                                   | 784          | 484         | 140                      | 185                    | 24      | 135           | 39          | 19                       | 8                      | -       | 12            |
| Public housing .....                           | 116                                    | 42           | 73          | 15                       | 38                     | 2       | 18            | 1           | -                        | -                      | -       | 1             |
| Private housing .....                          | 1190                                   | 742          | 410         | 124                      | 147                    | 22      | 118           | 38          | 19                       | 8                      | -       | 11            |

See footnotes at end of table.


Table 9. Living Arrangements of Children Under 18 Years, by Marital Status and Selected Characteristics of Parent: March 1988—Con.

[Numbers in thousands. Characteristics are shown for the householder or reference person in married-couple situations. For meaning of symbols, see text]

| Subject  | Total, living with one or both parents | Living with- |                          |          |                        |         |                          |       |          |                        |         |               |
|--|--|--------------|--------------------------|----------|------------------------|---------|--------------------------|-------|----------|------------------------|---------|---------------|
|  |  | Both parents | Mother only              |          |                        |         | Father only              |       |          |                        |         |               |
|  |  |              | Marital status of mother |          |                        |         | Marital status of father |       |          |                        |         |               |
|  |  |              | Total                    | Divorced | Married, spouse absent | Widowed | Never married            | Total | Divorced | Married, spouse absent | Widowed | Never married |
| <b>HISPANIC ORIGIN<sup>2</sup>—Con.</b>        |  |              |                          |          |                        |         |                          |       |          |                        |         |               |
| Children 12 to 17 years .....                  | 1863                                   | 1261         | 557                      | 229      | 182                    | 51      | 95                       | 44    | 20       | 15                     | 4       | 5             |
| Number of siblings in household:               |  |              |                          |          |                        |         |                          |       |          |                        |         |               |
| None .....                                     | 399                                    | 242          | 135                      | 60       | 37                     | 10      | 27                       | 23    | 13       | 8                      | 1       | 1             |
| One .....                                      | 557                                    | 371          | 178                      | 81       | 46                     | 20      | 31                       | 8     | 2        | 4                      | -       | 2             |
| Two .....                                      | 461                                    | 325          | 124                      | 53       | 38                     | 16      | 17                       | 11    | 4        | 4                      | 3       | 1             |
| Three .....                                    | 251                                    | 176          | 73                       | 26       | 30                     | 1       | 16                       | 2     | 1        | -                      | -       | 1             |
| Four .....                                     | 110                                    | 95           | 15                       | 2        | 6                      | 4       | 3                        | -     | -        | -                      | -       | -             |
| Five or more .....                             | 85                                     | 53           | 32                       | 8        | 24                     | -       | -                        | -     | -        | -                      | -       | -             |
| Mean number of siblings .....                  | 1.70                                   | 1.78         | 1.60                     | 1.36     | 2.11                   | (B)     | 1.34                     | (B)   | (B)      | (B)                    | (B)     | (B)           |
| Age of parent:                                 |  |              |                          |          |                        |         |                          |       |          |                        |         |               |
| 15 to 19 years .....                           | 3                                      | -            | -                        | -        | -                      | -       | -                        | 3     | -        | -                      | -       | 3             |
| 20 to 24 years .....                           | 2                                      | 1            | 1                        | -        | -                      | -       | 1                        | -     | -        | -                      | -       | -             |
| 25 to 29 years .....                           | 56                                     | 36           | 21                       | 7        | 7                      | -       | 7                        | -     | -        | -                      | -       | -             |
| 30 to 34 years .....                           | 248                                    | 126          | 118                      | 53       | 28                     | 5       | 31                       | 5     | 3        | 2                      | -       | -             |
| 35 to 39 years .....                           | 549                                    | 353          | 183                      | 81       | 60                     | 14      | 27                       | 13    | 10       | 2                      | -       | 1             |
| 40 to 44 years .....                           | 458                                    | 326          | 125                      | 50       | 52                     | 6       | 17                       | 7     | 4        | 3                      | -       | -             |
| 45 to 49 years .....                           | 255                                    | 189          | 57                       | 23       | 21                     | 10      | 3                        | 9     | 4        | 5                      | -       | -             |
| 50 to 54 years .....                           | 154                                    | 124          | 27                       | 8        | 9                      | 6       | 4                        | 3     | 1        | 1                      | 1       | -             |
| 55 to 59 years .....                           | 71                                     | 51           | 17                       | 1        | 4                      | 8       | 4                        | 3     | 1        | 4                      | 3       | -             |
| 60 to 64 years .....                           | 38                                     | 33           | 3                        | -        | 1                      | 2       | -                        | 1     | -        | 1                      | -       | -             |
| 65 years old and over .....                    | 28                                     | 22           | 6                        | 6        | -                      | -       | -                        | -     | -        | -                      | -       | -             |
| Education of parent:                           |  |              |                          |          |                        |         |                          |       |          |                        |         |               |
| Elementary: 0 to 8 years .....                 | 795                                    | 535          | 250                      | 87       | 95                     | 21      | 47                       | 10    | 4        | 3                      | 4       | -             |
| High school: 1 to 3 years .....                | 294                                    | 189          | 93                       | 30       | 33                     | 8       | 23                       | 12    | 2        | 7                      | -       | 3             |
| 4 years .....                                  | 478                                    | 320          | 144                      | 75       | 35                     | 15      | 19                       | 14    | 11       | 2                      | -       | 1             |
| College: 1 to 3 years .....                    | 192                                    | 131          | 57                       | 34       | 13                     | 5       | 4                        | 4     | 2        | 2                      | -       | -             |
| 4 years .....                                  | 61                                     | 47           | 12                       | 3        | 4                      | 3       | 1                        | 3     | 1        | 2                      | -       | -             |
| 5 or more years .....                          | 42                                     | 39           | 3                        | 1        | 2                      | -       | -                        | -     | -        | -                      | -       | -             |
| Percent high school graduates .....            | 41.5                                   | 42.6         | 38.5                     | 49.3     | 29.7                   | (B)     | 26.1                     | (B)   | (B)      | (B)                    | (B)     | (B)           |
| Employment status of parent:                   |  |              |                          |          |                        |         |                          |       |          |                        |         |               |
| In the labor force .....                       | 1428                                   | 1123         | 270                      | 148      | 75                     | 22      | 26                       | 35    | 17       | 14                     | 1       | 3             |
| Employed .....                                 | 1295                                   | 1013         | 248                      | 141      | 64                     | 18      | 26                       | 33    | 17       | 12                     | 1       | 3             |
| Both parents employed .....                    | 546                                    | 546          | (X)                      | (X)      | (X)                    | (X)     | (X)                      | (X)   | (X)      | (X)                    | (X)     | (X)           |
| Full time .....                                | 1157                                   | 938          | 189                      | 108      | 48                     | 11      | 22                       | 30    | 16       | 12                     | 1       | 1             |
| Part time .....                                | 137                                    | 75           | 59                       | 34       | 16                     | 6       | 3                        | 3     | 2        | -                      | -       | 2             |
| Unemployed .....                               | 134                                    | 109          | 22                       | 7        | 11                     | 4       | -                        | 2     | -        | 2                      | -       | -             |
| Not in the labor force .....                   | 434                                    | 138          | 287                      | 81       | 107                    | 30      | 69                       | 9     | 3        | 1                      | 3       | 2             |
| Presence of adults other than parent:          |  |              |                          |          |                        |         |                          |       |          |                        |         |               |
| Other relatives present only .....             | 633                                    | 431          | 190                      | 62       | 71                     | 26      | 31                       | 12    | 1        | 5                      | 4       | 2             |
| Nonrelatives present only .....                | 44                                     | 17           | 16                       | 11       | 4                      | -       | -                        | 11    | 6        | 4                      | -       | 1             |
| Other relatives and nonrelatives present ..... | 14                                     | 5            | 9                        | 5        | 2                      | -       | 2                        | -     | -        | -                      | -       | -             |
| No adults other than parent .....              | 1172                                   | 809          | 342                      | 151      | 104                    | 25      | 62                       | 21    | 13       | 7                      | -       | 2             |
| Family income:                                 |  |              |                          |          |                        |         |                          |       |          |                        |         |               |
| Under \$2,500 .....                            | 65                                     | 15           | 48                       | 14       | 19                     | 1       | 14                       | 2     | -        | 1                      | -       | 1             |
| \$2,500 to \$4,999 .....                       | 118                                    | 35           | 81                       | 27       | 27                     | 3       | 24                       | 1     | -        | 1                      | -       | -             |
| \$5,000 to \$7,499 .....                       | 150                                    | 44           | 104                      | 44       | 37                     | 9       | 15                       | 2     | 2        | -                      | -       | -             |
| \$7,500 to \$9,999 .....                       | 145                                    | 58           | 85                       | 36       | 28                     | 6       | 16                       | 2     | 1        | 1                      | -       | -             |
| \$10,000 to \$12,499 .....                     | 175                                    | 109          | 62                       | 26       | 18                     | 9       | 8                        | 4     | 1        | 2                      | -       | 1             |
| \$12,500 to \$14,999 .....                     | 128                                    | 88           | 37                       | 15       | 20                     | 2       | -                        | 3     | 2        | -                      | -       | 2             |
| \$15,000 to \$19,999 .....                     | 221                                    | 160          | 54                       | 29       | 9                      | 11      | 5                        | 6     | 3        | 2                      | 1       | -             |
| \$20,000 to \$24,999 .....                     | 167                                    | 125          | 33                       | 11       | 11                     | 7       | 4                        | 10    | 3        | 3                      | 3       | -             |
| \$25,000 to \$29,999 .....                     | 141                                    | 119          | 18                       | 8        | 6                      | 2       | 1                        | 5     | 4        | -                      | -       | 1             |
| \$30,000 to \$39,999 .....                     | 230                                    | 206          | 20                       | 6        | 6                      | -       | 7                        | 5     | 2        | 2                      | -       | -             |
| \$40,000 to \$49,999 .....                     | 130                                    | 121          | 9                        | 8        | -                      | 1       | -                        | -     | -        | -                      | -       | -             |
| \$50,000 and over .....                        | 192                                    | 181          | 7                        | 5        | -                      | 2       | -                        | 4     | 2        | 2                      | -       | -             |
| Mean income .....                              | \$24,282                               | \$29,612     | \$12,184                 | \$14,186 | \$10,094               | (B)     | \$9,278                  | (B)   | (B)      | (B)                    | (B)     | (B)           |
| Area of residence:                             |  |              |                          |          |                        |         |                          |       |          |                        |         |               |
| Inside metropolitan areas .....                | 1693                                   | 1150         | 501                      | 200      | 171                    | 41      | 89                       | 42    | 19       | 15                     | 4       | 5             |
| 1,000,000 or more .....                        | 1099                                   | 735          | 337                      | 124      | 124                    | 27      | 62                       | 26    | 10       | 14                     | 1       | 2             |
| Inside central cities .....                    | 653                                    | 407          | 231                      | 76       | 90                     | 20      | 45                       | 15    | 6        | 7                      | 1       | 1             |
| Outside central cities .....                   | 446                                    | 328          | 106                      | 48       | 34                     | 7       | 17                       | 11    | 4        | 7                      | -       | 1             |
| Under 1,000,000 .....                          | 594                                    | 415          | 164                      | 76       | 47                     | 13      | 27                       | 16    | 9        | 1                      | 3       | 3             |
| Inside central cities .....                    | 339                                    | 227          | 103                      | 50       | 32                     | 6       | 15                       | 10    | 5        | 1                      | 3       | 1             |
| Outside central cities .....                   | 255                                    | 188          | 61                       | 26       | 15                     | 8       | 12                       | 6     | 4        | -                      | -       | 2             |
| Outside metropolitan areas .....               | 170                                    | 111          | 56                       | 29       | 11                     | 10      | 6                        | 2     | 2        | 1                      | -       | -             |
| Tenure <sup>1</sup> :                          |  |              |                          |          |                        |         |                          |       |          |                        |         |               |
| Owned .....                                    | 909                                    | 730          | 164                      | 73       | 44                     | 31      | 16                       | 15    | 9        | 5                      | -       | 1             |
| Rented .....                                   | 954                                    | 531          | 394                      | 156      | 138                    | 20      | 79                       | 29    | 11       | 11                     | 4       | 3             |
| Public housing .....                           | 93                                     | 43           | 50                       | 21       | 17                     | -       | 13                       | -     | -        | -                      | -       | -             |
| Private housing .....                          | 861                                    | 488          | 343                      | 136      | 121                    | 20      | 67                       | 29    | 11       | 11                     | 4       | 3             |

<sup>1</sup>Tenure refers to the tenure of the householder (who may or may not be the child's parent).

<sup>2</sup>Persons of Hispanic origin maybe of any race.



## Appendix A. Historical Tables

Table A-1. Percent Single (Never Married), by Age and Sex: 1988, 1980, 1970, and 1960

| Age                            | Women |      |      |      | Men  |      |      |      |
|--------------------------------|-------|------|------|------|------|------|------|------|
|                                | 1988  | 1980 | 1970 | 1960 | 1988 | 1980 | 1970 | 1960 |
| Total, 15 years and over ..... | 22.9  | 22.5 | 22.1 | 17.3 | 29.9 | 29.6 | 28.1 | 23.2 |
| Under 40 years .....           | 40.4  | 38.8 | 38.5 | 28.1 | 51.1 | 48.8 | 47.7 | 39.6 |
| 40 years and over .....        | 5.1   | 5.1  | 6.2  | 7.5  | 5.5  | 5.7  | 7.4  | 7.6  |
| 15 to 17 years .....           | 97.7  | 97.0 | 97.3 | 93.2 | 99.3 | 99.4 | 99.4 | 98.8 |
| 18 years .....                 | 92.4  | 88.0 | 82.0 | 75.6 | 98.0 | 97.4 | 95.1 | 94.6 |
| 19 years .....                 | 86.0  | 77.6 | 68.8 | 59.7 | 95.1 | 90.9 | 89.9 | 87.1 |
| 20 to 24 years .....           | 61.1  | 50.2 | 35.8 | 28.4 | 77.7 | 68.8 | 54.7 | 53.1 |
| 20 years .....                 | 78.7  | 66.5 | 56.9 | 46.0 | 88.5 | 86.0 | 78.3 | 75.8 |
| 21 years .....                 | 71.6  | 59.7 | 43.9 | 34.6 | 88.7 | 77.2 | 66.2 | 63.4 |
| 22 years .....                 | 58.9  | 48.3 | 33.5 | 25.6 | 80.4 | 69.9 | 52.3 | 51.6 |
| 23 years .....                 | 56.0  | 41.7 | 22.4 | 19.4 | 72.7 | 59.1 | 42.1 | 40.5 |
| 24 years .....                 | 43.7  | 33.5 | 17.9 | 15.7 | 61.2 | 50.0 | 33.2 | 33.4 |
| 25 to 29 years .....           | 29.5  | 20.9 | 10.5 | 10.5 | 43.3 | 33.1 | 19.1 | 20.8 |
| 25 years .....                 | 39.0  | 28.6 | 14.0 | 13.1 | 56.6 | 44.3 | 26.6 | 27.9 |
| 26 years .....                 | 32.6  | 22.7 | 12.2 | 11.4 | 49.5 | 36.5 | 20.9 | 23.5 |
| 27 years .....                 | 27.4  | 22.2 | 9.1  | 10.2 | 44.5 | 31.5 | 16.5 | 19.8 |
| 28 years .....                 | 26.3  | 16.0 | 8.9  | 9.2  | 33.2 | 26.8 | 17.0 | 17.5 |
| 29 years .....                 | 22.2  | 14.6 | 8.0  | 8.7  | 31.9 | 24.0 | 13.8 | 16.0 |
| 30 to 34 years .....           | 16.1  | 9.5  | 6.2  | 6.9  | 25.0 | 15.9 | 9.4  | 11.9 |
| 35 to 39 years .....           | 9.0   | 6.2  | 5.4  | 6.1  | 14.0 | 7.8  | 7.2  | 8.8  |
| 40 to 44 years .....           | 6.2   | 4.8  | 4.9  | 6.1  | 7.5  | 7.1  | 6.3  | 7.3  |
| 45 to 54 years .....           | 5.1   | 4.7  | 4.9  | 7.0  | 5.6  | 6.1  | 7.5  | 7.4  |
| 55 to 64 years .....           | 4.0   | 4.5  | 6.8  | 8.0  | 4.9  | 5.3  | 7.8  | 8.0  |
| 65 years and over .....        | 5.3   | 5.9  | 7.7  | 8.5  | 4.6  | 4.9  | 7.5  | 7.7  |

Figures for 1970 include persons 14 years of age.

Source: U.S. Bureau of the Census, 1960 Census of Population, Vol.1, *U.S. Summary*, table 176.

Table A-2. Median Age at First Marriage, by Sex: 1890 to 1988

| Year      | Men  | Women | Year      | Men  | Women |
|-----------|------|-------|-----------|------|-------|
| 1988..... | 25.9 | 23.6  | 1955..... | 22.6 | 20.2  |
|           |      |       | 1950..... | 22.8 | 20.3  |
| 1985..... | 25.5 | 23.3  | 1940..... | 24.3 | 21.5  |
| 1980..... | 24.7 | 22.0  | 1930..... | 24.3 | 21.3  |
| 1975..... | 23.5 | 21.1  | 1920..... | 24.6 | 21.2  |
| 1970..... | 23.2 | 20.8  | 1910..... | 25.1 | 21.6  |
| 1965..... | 22.8 | 20.6  | 1900..... | 25.9 | 21.9  |
| 1960..... | 22.8 | 20.3  | 1890..... | 26.1 | 22.0  |

Note: A standard error of 0.1 years is appropriate to measure sampling variability for any of the above median ages at first marriage, based on Current Population Survey data.

Table A-3. Divorced Persons per 1,000 Married Persons With Spouse Present, by Age, Sex, Race, and Hispanic Origin: 1988, 1980, 1970, and 1960

| Year and sex       | Total | Race  |       | Hispanic <sup>1</sup> |
|--------------------|-------|-------|-------|-----------------------|
|                    |       | White | Black |                       |
| <b>Both sexes:</b> |       |       |       |                       |
| 1988.....          | 133   | 124   | 263   | 137                   |
| 1980.....          | 100   | 92    | 203   | 98                    |
| 1970.....          | 47    | 44    | 83    | 61                    |
| 1960.....          | 35    | 33    | 62    | (NA)                  |
| <b>Male:</b>       |       |       |       |                       |
| 1988.....          | 110   | 102   | 216   | 106                   |
| 1980.....          | 79    | 74    | 149   | 64                    |
| 1970.....          | 35    | 32    | 62    | 40                    |
| 1960.....          | 28    | 27    | 45    | (NA)                  |
| <b>Female:</b>     |       |       |       |                       |
| 1988.....          | 156   | 146   | 311   | 167                   |
| 1980.....          | 120   | 110   | 258   | 132                   |
| 1970.....          | 60    | 56    | 104   | 81                    |
| 1960.....          | 42    | 38    | 78    | (NA)                  |

NA Not available.

<sup>1</sup>Persons of Hispanic origin may be of any race.

Source of 1970 Hispanic data: 1970 Census of Population, Vol. II, 1C, *Persons of Spanish Origin*. Source of 1960 Black data: 1960 Census of Population, Vol. II, 1C, *Nonwhite Population by Race*.

Table A-4. **Living Arrangements of Children Under 18 Years, by Race and Hispanic Origin: 1988, 1980, 1970, and 1960**

(Excludes persons under 18 years old who were maintaining households or family groups. Numbers in thousands)

| Living arrangement            | 1988   | 1980   | 1970               | 1960   | Percent distribution |       |       |       |
|-------------------------------|--------|--------|--------------------|--------|----------------------|-------|-------|-------|
|                               |        |        |                    |        | 1988                 | 1980  | 1970  | 1960  |
| <b>All Races</b>              |        |        |                    |        |                      |       |       |       |
| Children under 18 years ..... | 63,179 | 63,427 | 69,162             | 63,727 | 100.0                | 100.0 | 100.0 | 100.0 |
| Living with—                  |        |        |                    |        |                      |       |       |       |
| Two parents .....             | 45,942 | 48,624 | 58,939             | 55,877 | 72.7                 | 76.7  | 85.2  | 87.7  |
| One parent .....              | 15,329 | 12,466 | 8,199              | 5,829  | 24.3                 | 19.7  | 11.9  | 9.1   |
| Mother only .....             | 13,521 | 11,406 | 7,452              | 5,105  | 21.4                 | 18.0  | 10.8  | 8.0   |
| Father only .....             | 1,808  | 1,060  | 748                | 724    | 2.9                  | 1.7   | 1.1   | 1.1   |
| Other relatives .....         | 1,483  | 1,949  | 1,547              | 1,601  | 2.3                  | 3.1   | 2.2   | 2.5   |
| Nonrelatives only .....       | 425    | 388    | 477                | 420    | 0.7                  | 0.6   | 0.7   | 0.7   |
| <b>White</b>                  |        |        |                    |        |                      |       |       |       |
| Children under 18 years ..... | 51,030 | 52,242 | 58,790             | 55,077 | 100.0                | 100.0 | 100.0 | 100.0 |
| Living with—                  |        |        |                    |        |                      |       |       |       |
| Two parents .....             | 40,287 | 43,200 | 52,624             | 50,082 | 78.9                 | 82.7  | 89.5  | 90.9  |
| One parent .....              | 9,624  | 7,901  | 5,109              | 3,932  | 18.9                 | 15.1  | 8.7   | 7.1   |
| Mother only .....             | 8,160  | 7,059  | 4,581              | 3,381  | 16.0                 | 13.5  | 7.8   | 6.1   |
| Father only .....             | 1,464  | 842    | 528                | 551    | 2.9                  | 1.6   | 0.9   | 1.0   |
| Other relatives .....         | 818    | 887    | 696                | 774    | 1.6                  | 1.7   | 1.2   | 1.4   |
| Nonrelatives only .....       | 301    | 254    | 362                | 288    | 0.6                  | 0.5   | 0.6   | 0.5   |
| <b>Black<sup>1</sup></b>      |        |        |                    |        |                      |       |       |       |
| Children under 18 years ..... | 9,699  | 9,375  | 9,422              | 8,650  | 100.0                | 100.0 | 100.0 | 100.0 |
| Living with—                  |        |        |                    |        |                      |       |       |       |
| Two parents .....             | 3,739  | 3,956  | 5,508              | 5,795  | 38.6                 | 42.2  | 58.5  | 67.0  |
| One parent .....              | 5,247  | 4,297  | 2,996              | 1,897  | 54.1                 | 45.8  | 31.8  | 21.9  |
| Mother only .....             | 4,959  | 4,117  | 2,783              | 1,723  | 51.1                 | 43.9  | 29.5  | 19.9  |
| Father only .....             | 288    | 180    | 213                | 173    | 3.0                  | 1.9   | 2.3   | 2.0   |
| Other relatives .....         | 620    | 999    | 820                | 827    | 6.4                  | 10.7  | 8.7   | 9.6   |
| Nonrelatives only .....       | 94     | 123    | 97                 | 132    | 1.0                  | 1.3   | 1.0   | 1.5   |
| <b>Hispanic<sup>2</sup></b>   |        |        |                    |        |                      |       |       |       |
| Children under 18 years ..... | 6,786  | 5,459  | <sup>3</sup> 4,006 | (NA)   | 100.0                | 100.0 | 100.0 | (NA)  |
| Living with—                  |        |        |                    |        |                      |       |       |       |
| Two parents .....             | 4,497  | 4,116  | 3,111              | (NA)   | 66.3                 | 75.4  | 77.7  | (NA)  |
| One parent .....              | 2,047  | 1,152  | (NA)               | (NA)   | 30.2                 | 21.1  | (NA)  | (NA)  |
| Mother only .....             | 1,845  | 1,069  | (NA)               | (NA)   | 27.2                 | 19.6  | (NA)  | (NA)  |
| Father only .....             | 202    | 83     | (NA)               | (NA)   | 3.0                  | 1.5   | (NA)  | (NA)  |
| Other relatives .....         | 180    | 183    | (NA)               | (NA)   | 2.7                  | 3.4   | (NA)  | (NA)  |
| Nonrelatives only .....       | 62     | 8      | (NA)               | (NA)   | 0.9                  | 0.1   | (NA)  | (NA)  |

<sup>1</sup>Non-White for 1960.

<sup>2</sup>Persons of Hispanic origin may be of any race.

<sup>3</sup>Persons under 18 years.

Source of 1970 Hispanic-origin data: U.S. Bureau of the Census, 1970 Census of Population, PC(2)-1C, *Persons of Spanish Origin*.

Source of 1960 data: U.S. Bureau of the Census, 1960 Census of Population, PC(2)-4B, *Persons by Family Characteristics*, tables 1, 2, and 19. (Excludes inmates of institutions and military in barracks.)

**Table A-5. Children Under 18 Years Living With One Parent, by Marital Status of Parent and Race of Child: 1988, 1980, 1970, and 1960**

(Numbers in thousands)

| Marital status                       | 1988   | 1980   | 1970  | 1960  | Percent distribution |       |       |       |
|--------------------------------------|--------|--------|-------|-------|----------------------|-------|-------|-------|
|                                      |        |        |       |       | 1988                 | 1980  | 1970  | 1960  |
| Total children .....                 | 15,329 | 12,466 | 8,199 | 5,829 | 100.0                | 100.0 | 100.0 | 100.0 |
| Marital status of parent:            |        |        |       |       |                      |       |       |       |
| Divorced .....                       | 5,871  | 5,281  | 2,473 | 1,343 | 38.3                 | 42.4  | 30.2  | 23.0  |
| Married, spouse absent .....         | 3,814  | 3,898  | 3,521 | 2,700 | 24.9                 | 31.3  | 42.9  | 46.3  |
| Separated .....                      | 3,242  | 3,327  | 2,484 | 1,608 | 21.1                 | 26.7  | 30.3  | 27.6  |
| Other .....                          | 472    | 571    | 1,037 | 1,092 | 3.1                  | 4.6   | 12.6  | 18.7  |
| Widowed .....                        | 970    | 1,469  | 1,649 | 1,543 | 6.3                  | 11.8  | 20.1  | 26.5  |
| Never married .....                  | 4,673  | 1,820  | 557   | 243   | 30.5                 | 14.6  | 6.8   | 4.2   |
| White children .....                 | 9,624  | 7,901  | 5,110 | 3,932 | 100.0                | 100.0 | 100.0 | 100.0 |
| Marital status of parent:            |        |        |       |       |                      |       |       |       |
| Divorced .....                       | 4,829  | 4,106  | 1,997 | 1,118 | 50.2                 | 52.0  | 39.1  | 28.4  |
| Married, spouse absent .....         | 2,401  | 2,243  | 1,822 | 1,615 | 24.9                 | 28.4  | 35.7  | 41.1  |
| Separated .....                      | 2,047  | 1,817  | 1,111 | 779   | 21.3                 | 23.0  | 21.7  | 19.8  |
| Other .....                          | 287    | 426    | 711   | 836   | 3.0                  | 5.4   | 13.9  | 21.3  |
| Widowed .....                        | 659    | 1,000  | 1,160 | 1,139 | 6.8                  | 12.7  | 22.7  | 29.0  |
| Never married .....                  | 1,734  | 552    | 131   | 61    | 18.0                 | 7.0   | 2.6   | 1.6   |
| Black children <sup>1</sup> .....    | 5,247  | 4,297  | 2,995 | 1,897 | 100.0                | 100.0 | 100.0 | 100.0 |
| Marital status of parent:            |        |        |       |       |                      |       |       |       |
| Divorced .....                       | 897    | 1,078  | 438   | 225   | 17.1                 | 25.1  | 14.6  | 11.9  |
| Married, spouse absent .....         | 1,253  | 1,573  | 1,651 | 1,085 | 23.9                 | 36.6  | 55.1  | 57.2  |
| Separated .....                      | 1,100  | 1,463  | 1,343 | 829   | 21.0                 | 34.0  | 44.8  | 43.7  |
| Other .....                          | 132    | 110    | 308   | 256   | 2.5                  | 2.6   | 10.3  | 13.5  |
| Widowed .....                        | 254    | 411    | 482   | 405   | 4.8                  | 9.6   | 16.1  | 21.3  |
| Never married .....                  | 2,843  | 1,235  | 423   | 182   | 54.2                 | 28.7  | 14.1  | 9.6   |
| Hispanic children <sup>2</sup> ..... | 2,048  | 1,152  | (NA)  | (NA)  | 100.0                | 100.0 | (NA)  | (NA)  |
| Marital status of parent:            |        |        |       |       |                      |       |       |       |
| Divorced .....                       | 615    | 353    | (NA)  | (NA)  | 30.0                 | 30.6  | (NA)  | (NA)  |
| Married, spouse absent .....         | 642    | 468    | (NA)  | (NA)  | 31.3                 | 40.6  | (NA)  | (NA)  |
| Separated .....                      | 531    | 400    | (NA)  | (NA)  | 25.9                 | 34.7  | (NA)  | (NA)  |
| Other .....                          | 105    | 68     | (NA)  | (NA)  | 5.1                  | 5.9   | (NA)  | (NA)  |
| Widowed .....                        | 118    | 103    | (NA)  | (NA)  | 5.8                  | 8.9   | (NA)  | (NA)  |
| Never married .....                  | 672    | 228    | (NA)  | (NA)  | 32.8                 | 19.8  | (NA)  | (NA)  |

NA Not available.

<sup>1</sup>Non-White in 1960.

<sup>2</sup>Persons of Hispanic origin may be of any race.

Source of 1960 data: U.S. Bureau of the Census, 1960 Census of Population PC(2)-4B, *Persons by Family Characteristics*, tables 1 and 19.

Table A-6. Living Arrangements of Young Adults, by Sex: 1988, 1980, 1970, and 1960

(Numbers in thousands)

| Living arrangement                 | 1988   | 1980   | 1970   | 1960   | Percent distribution |       |       |       |
|------------------------------------|--------|--------|--------|--------|----------------------|-------|-------|-------|
|                                    |        |        |        |        | 1988                 | 1980  | 1970  | 1960  |
| <b>Adults 18 to 24 Years</b>       |        |        |        |        |                      |       |       |       |
| Total .....                        | 26,061 | 29,122 | 22,357 | 14,718 | 100.0                | 100.0 | 100.0 | 100.0 |
| Child of householder .....         | 14,190 | 14,091 | 10,582 | 6,333  | 54.4                 | 48.4  | 47.3  | 43.0  |
| Family householder or spouse ..... | 6,009  | 8,408  | 8,470  | 6,186  | 23.1                 | 28.9  | 37.9  | 42.0  |
| Nonfamily householder .....        | 2,275  | 2,776  | 1,066  | 354    | 8.7                  | 9.5   | 4.8   | 2.4   |
| Other .....                        | 3,587  | 3,848  | 2,239  | 1,845  | 13.8                 | 13.2  | 10.0  | 12.5  |
| Male .....                         | 12,835 | 14,278 | 10,398 | 6,842  | 100.0                | 100.0 | 100.0 | 100.0 |
| Child of householder .....         | 7,792  | 7,755  | 5,641  | 3,583  | 60.7                 | 54.3  | 54.3  | 52.4  |
| Family householder or spouse ..... | 1,976  | 3,041  | 3,119  | 2,160  | 15.4                 | 21.3  | 30.0  | 31.6  |
| Nonfamily householder .....        | 1,253  | 1,581  | 563    | 182    | 9.8                  | 11.1  | 5.4   | 2.7   |
| Other .....                        | 1,814  | 1,902  | 1,075  | 917    | 14.1                 | 13.3  | 10.3  | 13.4  |
| Female .....                       | 13,226 | 14,844 | 11,959 | 7,876  | 100.0                | 100.0 | 100.0 | 100.0 |
| Child of householder .....         | 6,398  | 6,336  | 4,941  | 2,750  | 48.4                 | 42.7  | 41.3  | 34.9  |
| Family householder or spouse ..... | 4,033  | 5,367  | 5,351  | 4,026  | 30.5                 | 36.2  | 44.7  | 51.1  |
| Nonfamily householder .....        | 1,022  | 1,195  | 503    | 172    | 7.7                  | 8.1   | 4.2   | 2.2   |
| Other .....                        | 1,773  | 1,946  | 1,164  | 928    | 13.4                 | 13.1  | 9.7   | 11.8  |
| <b>Adults 25 to 34 Years</b>       |        |        |        |        |                      |       |       |       |
| Total .....                        | 42,636 | 36,796 | 24,556 | 22,483 | 100.0                | 100.0 | 100.0 | 100.0 |
| Child of householder .....         | 4,726  | 3,194  | 1,958  | 2,038  | 11.1                 | 8.7   | 8.0   | 9.1   |
| Family householder or spouse ..... | 28,392 | 26,615 | 20,332 | 18,538 | 66.6                 | 72.3  | 82.8  | 82.5  |
| Nonfamily householder .....        | 5,391  | 4,411  | 1,215  | 642    | 12.6                 | 12.0  | 4.9   | 2.9   |
| Other .....                        | 4,127  | 2,577  | 1,061  | 1,265  | 9.7                  | 7.0   | 4.3   | 5.6   |
| Male .....                         | 21,320 | 18,107 | 11,929 | 10,896 | 100.0                | 100.0 | 100.0 | 100.0 |
| Child of householder .....         | 3,207  | 1,894  | 1,129  | 1,185  | 15.0                 | 10.5  | 9.5   | 10.9  |
| Family householder or spouse ..... | 12,184 | 12,024 | 9,455  | 8,557  | 57.1                 | 66.4  | 79.3  | 78.5  |
| Nonfamily householder .....        | 3,410  | 2,765  | 775    | 398    | 16.0                 | 15.3  | 6.5   | 3.7   |
| Other .....                        | 2,519  | 1,424  | 570    | 756    | 11.8                 | 7.9   | 4.8   | 6.9   |
| Female .....                       | 21,649 | 18,689 | 12,637 | 11,587 | 100.0                | 100.0 | 100.0 | 100.0 |
| Child of householder .....         | 1,791  | 1,300  | 829    | 853    | 8.3                  | 7.0   | 6.6   | 7.4   |
| Family householder or spouse ..... | 15,977 | 14,591 | 10,877 | 9,981  | 73.8                 | 78.1  | 86.1  | 86.1  |
| Nonfamily householder .....        | 2,166  | 1,646  | 440    | 244    | 10.0                 | 8.8   | 3.5   | 2.1   |
| Other .....                        | 1,715  | 1,153  | 491    | 509    | 7.9                  | 6.2   | 3.9   | 4.4   |

Note: Child of householder includes unmarried college students living in dormitories.

Source of 1960, 1970, and 1980 data: U.S. Bureau of the Census, 1980 Census of Population, PC(80-2-4B, *Living Arrangements of Children and Adults*, table 4; 1960 and 1970 Census of Population, PC(2)-4B, *Persons by Family Characteristics*, table 2, excluding inmates of institutions and military in barracks.

Table A-7. Unmarried-Couple Households, by Presence of Children: 1960 to 1988

(Numbers in thousands)

| Year       | Total | Without children under 15 years | With children under 15 years |
|------------|-------|---------------------------------|------------------------------|
| 1988 ..... | 2,588 | 1,786                           | 802                          |
| 1980 ..... | 1,589 | 1,159                           | 431                          |
| 1970 ..... | 523   | 327                             | 196                          |
| 1960 ..... | 439   | 242                             | 197                          |

Source of 1960 and 1970 data: U.S. Bureau of the Census, 1960 Census of Population, PC(2)-4B, *Persons by Family Characteristics*, table 15. 1970 Census of Population, PC(2)-4B, table 11.

Table A-8. Adults in Unmarried-Couple Households, by Age and Marital Status: 1988

(Numbers in thousands)

| Male partner            | Total | Female partner |          |          |          |             |
|-------------------------|-------|----------------|----------|----------|----------|-------------|
|                         |       | Under 25       | 25 to 34 | 35 to 44 | 45 to 64 | 65 and over |
| Total .....             | 2,588 | 736            | 1,116    | 381      | 258      | 96          |
| Under 25 years .....    | 510   | 368            | 101      | 25       | 10       | 7           |
| 25 to 34 years .....    | 1,127 | 341            | 684      | 82       | 16       | 4           |
| 35 to 44 years .....    | 508   | 23             | 261      | 179      | 43       | 4           |
| 45 to 64 years .....    | 325   | 6              | 67       | 89       | 144      | 21          |
| 65 years and over ..... | 118   | 0              | 3        | 6        | 47       | 61          |
| Percent .....           | 100.0 | 28.4           | 43.1     | 14.7     | 10.0     | 3.7         |
| Under 25 years .....    | 19.7  | 14.2           | 3.9      | 1.0      | 0.4      | 0.3         |
| 25 to 34 years .....    | 43.5  | 13.2           | 26.4     | 3.2      | 0.6      | 0.2         |
| 35 to 44 years .....    | 19.6  | 0.9            | 10.1     | 6.9      | 1.7      | 0.2         |
| 45 to 64 years .....    | 12.6  | 0.2            | 2.6      | 3.4      | 5.6      | 0.8         |
| 65 years and over ..... | 4.6   | 0.0            | 0.1      | 0.2      | 1.8      | 2.4         |

| Male partner             | Total | Female partner |           |       |         |          |
|--------------------------|-------|----------------|-----------|-------|---------|----------|
|                          |       | Never married  | Married   |       | Widowed | Divorced |
|                          |       |                | Separated | Other |         |          |
| Total .....              | 2,588 | 1,364          | 155       | 17    | 177     | 875      |
| Never married .....      | 1,401 | 968            | 63        | 8     | 62      | 300      |
| Married: Separated ..... | 189   | 59             | 36        | 0     | 19      | 76       |
| Other .....              | 24    | 6              | 1         | 5     | 3       | 10       |
| Widowed .....            | 80    | 19             | 4         | 1     | 35      | 21       |
| Divorced .....           | 894   | 313            | 51        | 2     | 58      | 469      |
| Percent .....            | 100.0 | 52.7           | 6.0       | 0.7   | 6.8     | 33.8     |
| Never married .....      | 54.1  | 37.4           | 2.4       | 0.3   | 2.4     | 11.6     |
| Married: Separated ..... | 7.3   | 2.3            | 1.4       | 0.0   | 0.7     | 2.9      |
| Other .....              | 0.9   | 0.2            | 0.0       | 0.2   | 0.1     | 0.4      |
| Widowed .....            | 3.1   | 0.7            | 0.2       | 0.0   | 1.4     | 0.8      |
| Divorced .....           | 34.5  | 12.1           | 2.0       | 0.1   | 2.2     | 18.1     |

## Appendix B. Definitions and Explanations

**Coverage.** The population in this report includes the civilian noninstitutional population of the United States plus approximately 952,000 members of the Armed Forces in the United States living off post or with their families on post in 1988, but excludes all other members of the Armed Forces. However, the data in table B on median age at first marriage for men refer to the total male population which includes, in addition to the above, the male members of the Armed Forces overseas and in military barracks and similar quarters in the United States.

**Symbols.** A dash (—) represents zero or rounds to zero. The symbol "B" means that the base for the derived figure is less than 75,000. An "X" means not applicable, and "NA" means not available.

**Rounding of estimates.** Individual figures are rounded to the nearest thousand without being adjusted to group totals, which are independently rounded; percentages are based on the unrounded numbers.

**Metropolitan-nonmetropolitan residence.** The population residing in metropolitan statistical areas (MSA's) constitutes the metropolitan population. MSA's are defined by the Office of Management and Budget for use in the presentation of statistics by agencies of the Federal Government. An MSA is a geographic area consisting of a large population nucleus, together with adjacent communities which have a high degree of economic and social integration with that nucleus. The definitions specify a boundary around each large city so as to include most or all its suburbs. Entire counties form the MSA building blocks, except in New England where cities and towns are used. The former term SMSA was changed to MSA in 1983.

An area qualifies for recognition as an MSA if (1) it includes a city of at least 50,000 population, or (2) it includes a Census Bureau-defined urbanized area of at least 50,000 with a total metropolitan population of at least 100,000 (75,000 in New England). In addition to the county containing the main city or urbanized area, an MSA may include other counties having strong commuting ties to the central county. If specified conditions are met, certain large MSA's are designated as consolidated MSA's (CMSA's) and divided into component primary MSA's (PMSA's).

In July 1985, the CPS began carrying the metropolitan statistical area definitions announced by the Office

of Management and Budget on June 30, 1984. Figures published from the CPS in the early 1980's and throughout most of the 1970's referred to metropolitan areas as defined on the basis of the 1970 census. Since there are important differences in the population classified as metropolitan using the 1970 and 1984 definitions, comparisons should be avoided.

The new CPS metropolitan estimates have consistently been higher than independent estimates of the metropolitan population prepared by the Census Bureau; the new CPS nonmetropolitan estimates have been lower than the independent estimates. The magnitude of the monthly differences has varied from 900,000 to 2.5 million persons over the past year, so that the proportion of the population living in metropolitan areas according to the CPS has ranged from 0.4 to 1.0 percentage points higher than the independent estimate. The difference in level between the two sets of estimates is partially attributable to the basic CPS sample design, which, because of sampling variability, includes an oversample of metropolitan households and an undersample of nonmetropolitan households. The monthly variations result from the exit and entrance of rotation groups, each with slightly different metropolitan-nonmetropolitan proportions, into the sample. The apparent overestimation of metropolitan and underestimation of nonmetropolitan population in the CPS relative to the Census Bureau's independent estimates should be taken into account when using the data.

**Age.** The age classification is based on the age of the person at the person's last birthday. The adult universe (i.e., population of marriageable age) now comprises persons 15 years old and over. Prior to 1980 the adult universe was 14 years old and over.

**Race.** The population is divided into three groups on the basis of race: White, Black, and other races. The last category includes Indians, Japanese, Chinese, and any other race except White and Black.

**Persons of Hispanic origin.** Persons of Hispanic origin in this report were determined on the basis of a question that asked for self-identification of the person's origin or descent. Respondents were asked to select their origin (or the origin of some other household member) from a "flash card" listing ethnic origins. Persons of Hispanic origin, in particular, were those who

indicated that their origin was Mexican, Puerto Rican, Cuban, Central or South American, or some other Hispanic origin. Persons of Hispanic origin may be of any race.

**Marital status.** The marital status classification identifies four major categories: never married, married, widowed, and divorced. These terms refer to the marital status at the time of the enumeration.

The category "married" is further divided into "married, spouse present," "separated," and "other married, spouse absent." A person was classified as "married, spouse present" if the husband or wife was reported as a member of the household, even though he or she may have been temporarily absent on business or on vacation, visiting, in a hospital, etc., at the time of the enumeration. Persons reported as separated included those with legal separations, those living apart with intentions of obtaining a divorce, and other persons permanently or temporarily separated because of marital discord. The group "other married, spouse absent" includes married persons living apart because either the husband or wife was employed and living at a considerable distance from home, was serving away from home in the Armed Forces, had moved to another area, or had a different place of residence for any other reason except separation as defined above.

**Age at first marriage.** The median age at first marriage, as shown in this report, is an approximation derived indirectly from tabulations of marital status and age. In computing this median, several steps are involved. First, the expected proportion of young people who will ever marry during their lifetime is computed. Second, one-half this expected proportion is calculated. And third, the current age of young people who are at this halfway mark is computed. From the assumptions made and the procedures used, it follows that the date of the survey is also the date when this halfway mark is reached. Half of the young people of the given age who will ever get married had done so prior to the survey date and half are expected to marry in years to come.

The quartile ages at first marriage divide people who will ever marry into four equal groups. The first quartile age is the age at which 25 percent of persons have married, the second quartile age (or median age) is the age at which 50 percent of persons have married, and the third quartile age is the age at which 75 percent of persons have married. The quartile ages are computed from the same distributions and involve the same assumptions as to the median ages.

**Husband in Armed Forces.** When a woman was reported as married but her husband was not enumerated as a member of the same household, an additional question was asked to determine whether her husband was in the Armed Forces. Women who were reported as separated were not asked the additional question.

**Household.** A household consists of all the persons who occupy a housing unit. A house, an apartment or other group of rooms, or a single room, is regarded as a housing unit when it is occupied or intended for occupancy as separate living quarters; that is, when the occupants do not live and eat with any other persons in the structure and there is direct access from the outside or through a common hall.

A household includes the related family members and all the unrelated persons, if any, such as lodgers, foster children, wards, or employees who share the housing unit. A person living alone in a housing unit, or a group of unrelated persons sharing a housing unit as partners, is also counted as a household. The count of households excludes group quarters.

**Group quarters.** As of 1983, group quarters were defined in the Current Population Survey as noninstitutional living arrangements for groups not living in conventional housing units or groups living in housing units containing ten or more unrelated persons or nine or more persons unrelated to the person in charge. Prior to 1983, group quarters included housing units containing five or more persons unrelated to the person in charge. Beginning in 1972, inmates of institutions have not been included in the Current Population Survey.

**Householder.** The householder refers to the person (or one of the persons) in whose name the housing unit is owned or rented (maintained) or, if there is no such person, any adult member, excluding roomers, boarders, or paid employees. If the house is owned or rented jointly by a married couple, the householder may be either the husband or the wife. The person designated as the householder is the "reference person" to whom the relationship of all other household members, if any, is recorded.

Prior to 1980, the husband was always considered the householder in married-couple households. The number of householders is equal to the number of households. Also, the number of family householders is equal to the number of families.

**Head versus householder.** Beginning with the 1980 CPS, the Bureau of the Census discontinued the use of the terms "head of household" and "head of family." Instead, the terms "householder" and "family householder" are used. Recent social changes have resulted in greater sharing of household responsibilities among the adult members and, therefore, have made the term "head" increasingly inappropriate in the analysis of household and family data. Specifically, the Census Bureau has discontinued its longtime practice of always classifying the husband as the reference person (head) when he and his wife are living together.

In this report, the term "householder" is used in the presentation of data that had previously been presented with the designation "head." The householder is the

first adult household member listed on the questionnaire. The instructions call for listing first the person (or one of the persons) in whose name the home is owned or rented. If a home is owned jointly by a married couple, either the husband or the wife may be listed first, thereby becoming the reference person, or householder, to whom the relationship of other household members is to be recorded.

**Family.** A family is a group of two persons or more (one of whom is the householder) related by birth, marriage, or adoption and residing together; all such persons (including related subfamily members) are considered as members of one family. Beginning with the 1980 CPS, unrelated subfamilies (referred to in the past as secondary families) are no longer included in the count of families, nor are the members of unrelated subfamilies included in the count of family members.

**Family household.** A family household is a household maintained by a family (as defined above), and any unrelated persons (unrelated subfamily members and/or secondary individuals) who may be residing there are included. The number of family households is equal to the number of families. The count of family household members differs from the count of family members, however, in that the family household members include all persons living in the household, whereas family members include only the householder and his/her relatives. See the definition of family.

**Related subfamily.** A related subfamily is a married couple with or without children, or one parent with one or more own never-married children under 18 years old, living in a household and related to, but not including, the person or couple who maintains the household. One example of a related subfamily is a young married couple sharing the home of the husband's or wife's parents. The number of related subfamilies is not included in the count of families.

**Unrelated subfamily.** An unrelated subfamily (formerly called a secondary family) is a group of two persons or more who are related to each other by birth, marriage, or adoption, but who are not related to the householder. The unrelated subfamily may include persons such as guests, roomers, boarders, or resident employees and their relatives living in a household. The number of unrelated subfamily members is included in the number of household members but is not included in the count of family members.

Persons living with relatives in group quarters were formerly considered as members of unrelated subfamilies. However, the number of such unrelated subfamilies became so small (37,000 in 1967) that beginning with data for 1968 (and beginning with census data for 1960) the Bureau of the Census includes persons in these unrelated subfamilies in the count of secondary individuals.

**Family group.** A family group is any two or more persons (not necessarily including a householder) residing together, and related by birth, marriage, or adoption. A household may be composed of one such group, more than one, or none at all. The count of family groups includes family households, related subfamilies, and unrelated subfamilies.

**Married couple.** A married couple, as defined for census purposes, is a husband and wife enumerated as members of the same household. The married couple may or may not have children living with them. The expression "husband-wife" or "married-couple" before the term "household," "family," or "subfamily" indicates that the household, family, or subfamily is maintained by a husband and wife. The number of married couples equals the count of married-couple families plus related and unrelated married-couple subfamilies.

**Unmarried couple.** An unmarried couple is composed of two unrelated adults of the opposite sex (one of whom is the householder) who share a housing unit with or without the presence of children under 15 years old.

**Unrelated individuals.** Unrelated individuals are persons of any age (other than inmates of institutions) who are not living with any relatives. An unrelated individual may be (1) a person living alone or with nonrelatives only, (2) a roomer, boarder, or resident employee with no relatives in the household, or (3) a group quarters member who has no relatives living with him/her. Thus, a widow who occupies her house alone or with one or more other persons not related to her, a roomer not related to anyone else in the housing unit, a maid living as a member of her employer's household with no relatives in the household, and a resident staff member in a hospital living apart from any relatives are all examples of unrelated individuals.

**Nonfamily householder.** A nonfamily householder (formerly called a primary individual) is a person maintaining a household while living alone or with nonrelatives only.

**Secondary individual.** A secondary individual is a person in a household or group quarters such as a guest, roomer, boarder, or resident employee (excluding nonfamily householders and inmates of institutions) who is not related to any other person in the household or group quarters. (See section on unrelated subfamily for slight change in coverage of secondary individuals in 1968.)

**Own children and related children.** "Own" children in a family are sons and daughters, including stepchildren and adopted children, of the householder. Similarly, "own" children in a subfamily are sons and daughters of the married couple or parent in the subfamily. (All

children shown as members of related subfamilies are own children of the person(s) maintaining the subfamily.) "Related" children in a family include own children and all other children in the household who are related to the householder by birth, marriage, or adoption. For each type of family unit identified in the CPS, the count of own children under 18 years old is limited to never-married children; however, "own children under 25" and "own children of any age," as the terms are used here, include all children regardless of marital status. The totals include never-married children living away from home in college dormitories.

The count of related children in families was formerly restricted to never-married children. However, beginning with data for 1968 the Bureau of the Census includes ever-married children under the category of related children. This change added approximately 20,000 children to the category of related children in March 1968.

**Tenure.** A housing unit is "owned" if the owner or co-owner lives in the unit, even if it is mortgaged or not fully paid for. A cooperative or condominium unit is "owned" only if the owner or co-owner lives in it. All other occupied units are classified as "rented," including units rented for cash rent and those occupied without payment of cash rent.

**Years of school completed.** Education of parent, as shown in this report, refers to the years of school completed by the parent (the father when both parents are present). Data on years of school completed were derived from the combination of answers to two questions, (a) "What is the highest grade of school that the person has attended?" and (b) "Did the person finish this grade?"

**Labor force and employment status.** The definitions of labor force and employment status in this report related to the population 15 years old and over.

**Employed.** Employed persons comprise (1) all civilians who, during the specified week, did any work at all as paid employees or in their own business or profession, or on their own farm, or who worked 15 hours or more as unpaid workers on a farm or in a business operated by a member of the family, and (2) all those who were not working but who had jobs or businesses from which they were temporarily absent because of illness, bad weather, vacation, or labor management dispute, or because they were taking time off for personal reasons, whether or not they were paid by their employers for time off, and whether or not they were seeking other jobs. Excluded from the employed group are persons whose only activity consisted of work around the house (own home housework, painting or repairing own home, etc.) or volunteer work for religious, charitable, and similar organizations.

**Unemployed.** Unemployed persons are those civilians who, during the survey week, had no employment but were available for work and (1) had engaged in any specific job-seeking activity within the past 4 weeks, such as registering at a public or private employment office, meeting with prospective employers, checking with friends or relatives, placing or answering advertisements, writing letters of application, or being on a union or professional register; (2) were waiting to be called back to a job from which they had been laid off; or (3) were waiting to report to a new wage or salary job within 30 days.

**Labor force.** Persons are classified as in the labor force if they were employed as civilians, unemployed, or in the Armed Forces during the survey week. The "civilian labor force" is composed of all civilians classified as employed or unemployed.

**Not in the labor force.** All civilians who are not classified as employed or unemployed are defined as "not in the labor force." This group who are neither employed nor seeking work includes persons engaged only in own home housework, attending school, or unable to work because of long-term physical or mental illness; persons who are retired or too old to work, seasonal workers for whom the survey week fell in an off season, and the voluntary idle. Persons doing only unpaid family work (less than 15 hours) are also classified as not in the labor force.

**Income.** Data on income cover money income only, prior to deduction for taxes, received from such sources as wages or salaries, net income from self-employment, Social Security, dividends, interest, public assistance and welfare, unemployment compensation, government pensions, and veterans payments. Certain money receipts such as capital gains are not included. For a more detailed explanation, see Bureau of the Census, Current Population Reports, Series P-60.

**Undocumented Immigrants.** The 1980 census counted about 2 million undocumented immigrants according to Census Bureau estimates. Beginning in January 1986, the independent population controls included an allowance for growth in the undocumented population for every year since 1980. This methodological change was partially offset by another change that increased the allowance for emigration of legal residents. Data shown for Current Population Surveys with controls based on pre-1986 methods have not been revised to take into account these methodological changes. Consequently, direct comparisons of CPS figures for months before January 1986 with later months will not be consistent. Series P-25, No. 985 reviews the postcensal population estimates methodology currently in use.

## Appendix C. Source and Reliability of Estimates

### SOURCE OF DATA

Most estimates in this report came from data obtained in March of years 1960 through 1988 in the Current Population Survey (CPS). The Bureau of the Census conducts the survey every month, although this report uses mostly March data for its estimates. Also, some estimates came from 1960 and 1970 decennial census data. The March survey uses two sets of questions, the basic CPS and the supplements.

**Basic CPS.** The basic CPS collects primarily labor force data about the civilian noninstitutional population. Interviewers ask questions concerning labor force participation about each member 14 years old and over in every sample household. The present CPS sample was selected from the 1980 decennial census files with coverage in all 50 States and the District of Columbia. The sample is continually updated to account for new residential construction. It is located in 729 areas comprising 1,973 counties, independent cities, and minor civil divisions in the Nation. About 59,500 occupied households are eligible for interview every month. Interviewers are unable to obtain interviews at about 2,500 of these units because the occupants are not home after repeated calls or are unavailable for some other reason.

Since the introduction of the CPS, the Bureau of the Census has redesigned the CPS sample several times to improve the quality and reliability of the data and to satisfy changing data needs. The most recent changes were completely implemented in July 1985.

The following table summarizes changes in the CPS designs for the years for which data appear in this report.

**March supplement.** In addition to the basic CPS questions, interviewers asked supplementary questions in March about marital status and living arrangements.

Also, in order to obtain more reliable data for the Hispanic population, the March CPS sample was increased by about 2,500 eligible housing units, interviewed the previous November, that contained at least one sample person of Hispanic origin. In addition, the sample included persons in the Armed Forces living off post or with their families on post.

**Estimation procedure.** This survey's estimation procedure inflates weighted sample results to independent estimates of the civilian noninstitutional population of

### Description of the Current Population Survey

| Time period        | Number of sample areas | Housing units eligible <sup>1</sup> |                 |
|--------------------|------------------------|-------------------------------------|-----------------|
|                    |                        | Interviewed                         | Not interviewed |
| 1986 to 1988 ..... | 729                    | 57,000                              | 2,500           |
| 1985 .....         | <sup>2</sup> 629/729   | 57,000                              | 2,500           |
| 1982 to 1984 ..... | 629                    | 59,000                              | 2,500           |
| 1980 to 1981 ..... | 629                    | 65,500                              | 3,000           |
| 1977 to 1979 ..... | 614                    | 55,000                              | 3,000           |
| 1973 to 1976 ..... | 461                    | 46,500                              | 2,500           |
| 1972 .....         | 449                    | 45,000                              | 2,000           |
| 1967 to 1971 ..... | 449                    | 48,000                              | 2,000           |
| 1963 to 1966 ..... | 357                    | 33,500                              | 1,500           |
| 1960 to 1962 ..... | 333                    | 33,500                              | 1,500           |

<sup>1</sup>Excludes about 2,500 Hispanic households added from the previous November sample. (See "March Supplement.")

<sup>2</sup>The CPS was redesigned following the 1980 Census of Population and Housing. During phase-in of the new design, housing units from the new and old designs were in the sample.

the United States by age, sex, race, and Hispanic/non-Hispanic categories. The independent estimates were based on statistics from decennial censuses of population; statistics on births, deaths, immigration and emigration; and statistics on strength of the Armed Forces. The independent population estimates used for 1980 (March 1981 CPS) to the present were based on updates to controls established by the 1980 decennial census. Data previous to 1980 were based on independent population estimates from the most recent decennial census. For more details on the change in independent estimates, see the section entitled "Introduction of 1980 Census Population Controls" in an earlier report (Series P-60, No. 133). The estimation procedure for the March supplement included a further adjustment so husband and wife of a household received the same weight.

The estimates in this report for 1983 through 1987 also employ a revised survey weighting procedure for persons of Hispanic origin. In previous years, weighted sample results were inflated to independent estimates of the noninstitutional population by age, sex, and race. There was no specific control of the survey estimates for the Hispanic population. Since then, the Bureau of the Census developed independent population controls for the Hispanic population by sex and detailed age groups. Revised weighting procedures incorporate these new controls. The independent population estimates include some, but not all, illegal immigrants.

## RELIABILITY OF ESTIMATES

Since the CPS estimates come from a sample, they may differ from figures from a complete census using the same questionnaires, instructions, and enumerators. A sample survey estimate has two possible types of error: sampling and nonsampling. The accuracy of an estimate depends on both types of error, but the full extent of the nonsampling error is unknown. Consequently, one should be particularly careful when interpreting results based on a relatively small number of cases or on small differences between estimates. The standard errors for CPS estimates primarily indicate the magnitude of sampling error. They also partially measure the effect of some nonsampling errors in responses and enumeration, but do not measure systematic biases in the data. (Bias is the average over all possible samples of the differences between the sample estimates and the desired value.)

**Nonsampling variability.** Nonsampling errors can be attributed to many sources. These sources include the inability to obtain information about all cases in the sample, definitional difficulties, differences in the interpretation of questions, respondents' inability or unwillingness to provide correct information or to recall information, errors made in data collection such as in recording or coding the data, errors made in processing the data, errors made in estimating values for missing data, and failure to represent all units with the sample (undercoverage).

CPS undercoverage results from missed housing units and missed persons within sample households. Compared to the level of the 1980 decennial census, overall CPS undercoverage is about 7 percent. CPS undercoverage varies with age, sex, and race. Generally, undercoverage is larger for males than for females and larger for Blacks and other races combined than for Whites. As described previously, ratio estimation to independent age-sex-race-Hispanic population controls partially corrects for the bias due to undercoverage. However, biases exist in the estimates to the extent that missed persons in missed households or missed persons in interviewed households have different characteristics from those of interviewed persons in the same age-sex-race-Hispanic group. Furthermore, the independent population controls have not been adjusted for undercoverage in the 1980 census.

For additional information on nonsampling error including the possible impact on CPS data when known, refer to Statistical Policy Working Paper 3, *An Error Profile: Employment as Measured by the Current Population Survey*, Office of Federal Statistical Policy and Standards, U.S. Department of Commerce, 1978 and Technical Paper 40, *The Current Population Survey: Design and Methodology*, Bureau of the Census, U.S. Department of Commerce.

**Sampling variability.** Sampling variability is variation that occurred by chance because a sample was surveyed rather than the entire population. Standard errors, as calculated by methods described later in "Standard Errors and Their Use," are primarily measures of sampling variability, although they may include some nonsampling error. The sample estimate and its standard error enable one to construct a confidence interval, a range that would include the average result of all possible samples with a known probability. For example, if all possible samples were surveyed under essentially the same general conditions and using the same sample design, and if an estimate and its standard error were calculated from each sample, then approximately 90 percent of the intervals from 1.6 standard errors below the estimate to 1.6 standard errors above the estimate would include the average result of all possible samples.

A particular confidence interval may or may not contain the average estimate derived from all possible samples. However, one can say with specified confidence that the interval includes the average estimate calculated from all possible samples.

Some statements in the report may contain estimates followed by a number in parentheses. This number can be added to and subtracted from the estimate to calculate upper and lower bounds of the 90-percent confidence interval. For example, if a statement contains the phrase "grew by 1.7 percent ( $\pm 1.0$ )," the 90-percent confidence interval for the estimate, 1.7 percent, is 0.7 percent to 2.7 percent.

Standard errors may also be used to perform hypothesis testing, a procedure for distinguishing between population parameters using sample estimates. The most common type of hypothesis appearing in this report is that the population parameters are different. An example of this would be comparing the poverty rate for Black families to the poverty rate for White families.

Tests may be performed at various levels of significance, where a significance level is the probability of concluding that the characteristics are different when, in fact, they are the same. All statements of comparison in the text have passed a hypothesis test at the 0.10 level of significance or better. This means that the absolute value of the estimated difference between characteristics is greater than or equal to 1.6 times the standard error of the difference.

**Comparability of data.** Data obtained from the CPS and other sources are not entirely comparable. This results from differences in interviewer training and experience and in differing survey processes. This is an example of nonsampling variability not reflected in the standard errors. Therefore, one should use caution when comparing results from different sources.

Caution should also be used when comparing estimates in this report, which reflect 1980 census-based

population controls, with estimates for 1979 (from March 1980 CPS) and earlier years, which reflect 1970 census-based population controls. This change in population controls had relatively little impact on summary measures such as means, medians, and percent distributions, but did have a significant impact on levels. For example, use of 1980 based population controls results in about a 2-percent increase in the civilian noninstitutional population and in the number of families and households. Thus, estimates of levels for data collected in 1981 and later years will differ from those for earlier years by more than what could be attributed to actual changes in the population. These differences could be disproportionately greater for certain subpopulation groups than for the total population.

Since no independent population control totals for persons of Hispanic origin were used before 1983, compare Hispanic estimates over time cautiously.

**Note when using small estimates.** Summary measures (such as medians and percent distributions) are shown only when the base is 75,000 or greater. Because of the large standard errors involved, summary measures would probably not reveal useful information when computed on a smaller base. However, estimated numbers are shown even though the relative standard errors of these numbers are larger than those for corresponding percentages. These smaller estimates permit combinations of the categories to suit data users' needs. Take care in the interpretation of small differences. For instance, even a small amount of nonsampling error can cause a borderline difference to appear significant or not, thus distorting a seemingly valid hypothesis test.

**Standard error tables and their use.** A number of approximations are required to derive, at a moderate cost, standard errors applicable to all the estimates in this report. Instead of providing an individual standard error for each estimate, generalized sets of standard errors are provided for various types of characteristics. Thus, the tables show levels of magnitude of standard errors rather than the precise standard errors.

The figures presented in tables C-1 through C-4 are approximations to the standard errors of various estimates for persons, families, households, and unrelated individuals shown in this report. To obtain the approximate standard error for a specific characteristic, multiply the appropriate standard error in tables C-1 through C-4 by the factor for that characteristic given in table C-5. These factors adjust the generalized standard errors for the combined effect of the sample design and the estimating procedure on the value of the characteristic. Standard errors for intermediate values not shown in the generalized tables of standard errors (C-1 through C-4) may be approximated by linear interpolation.

Two parameters,  $a$  and  $b$ , are used to calculate standard errors for each type of characteristic; they are

**Table C-1. Standard Errors of Estimated Numbers: Total or White**

(Numbers in thousands)

| Size of estimate | Standard error | Size of estimate | Standard error |
|------------------|----------------|------------------|----------------|
| 20.....          | 9              | 2,500.....       | 105            |
| 30.....          | 12             | 5,000.....       | 148            |
| 50.....          | 15             | 10,000.....      | 206            |
| 100.....         | 21             | 25,000.....      | 310            |
| 250.....         | 33             | 50,000.....      | 402            |
| 500.....         | 47             | 100,000.....     | 445            |
| 1,000.....       | 67             |                  |                |

Note: The above standard errors were calculated using  $a = -0.000025$  and  $b = 4,480$ . For a particular characteristic, see table C-5 for the appropriate factor to apply to the above standard errors.

For estimates larger than 100,000,000, multiply the estimate by 0.004 to get the standard error. Use of formula (2) parameters in table C-5 will give more accurate results.

presented in table C-5. These parameters were used to calculate the standard errors in tables C-1 through C-4 and to calculate the factors in table C-5. They also may be used directly to calculate the standard errors for estimated numbers and percentages. The following sections give methods for computation. Standard errors for decennial census data are small enough to ignore.

**Standard errors of estimated numbers.** There are two ways to compute the approximate standard error,  $S_x$ , of an estimated number shown in this report. The first uses the formula

$$S_x = fs \quad (1)$$

where  $f$  is a factor from table C-5, and  $s$  is the standard error of the estimate obtained by interpolation from table C-1 or C-2. The second method uses formula (2), from which the standard errors in tables C-1 and C-2 were calculated. This formula will provide more accurate results than formula (1).

$$S_x = \sqrt{ax^2 + bx} \quad (2)$$

Here  $x$  is the size of the estimate and  $a$  and  $b$  are the parameters in tables C-5 associated with the particular type of characteristic. When calculating standard errors for numbers from cross-tabulations involving different characteristics, use the factor or set of parameters for the characteristic which will give the largest standard error.

**Illustration of the computation of the standard error of an estimated number.** Suppose there were 45,942,000 children under 18 years old living with two parents in 1988. Using formula (1), the appropriate factor from table C-5 and a standard error obtained by interpolation from table C-1, the approximate standard error is:  $(1.0)(387,000) = 387,000$ .

**Table C-2. Standard Errors of Estimated Numbers: Black or Hispanic**

(Numbers in thousands)

| Size of estimate | Standard error | Size of estimate | Standard error |
|------------------|----------------|------------------|----------------|
| 20.....          | 11             | 500.....         | 56             |
| 30.....          | 14             | 1,000.....       | 78             |
| 50.....          | 18             | 2,500.....       | 120            |
| 100.....         | 25             | 5,000.....       | 160            |
| 250.....         | 40             | 10,000.....      | 194            |

Note: The above standard errors were calculated using  $a = -0.000265$  and  $b = 6,426$ . For a particular characteristic, see table C-5 for the appropriate factor to apply to the above standard errors.

For estimates larger than 10,000,000, multiply the estimate by 0.019 to get the standard error. Use of formula (2) the parameters in table C-5 will give more accurate results.

Using the second method with  $a = -0.000025$  and  $b = 4,480$  from table C-5, the estimate of the standard error is

$$S_x = \sqrt{(-0.000025)(45,942,000)^2 + (4,480)(45,942,000)} = 391,000$$

The 90-percent confidence interval for the number of children under 18 years old living with two parents in 1988 is from 45,316,000 to 46,568,000 (using 1.6 times the standard error). Therefore, a conclusion that the average estimate derived from all possible samples lies within a range computed in this way would be correct for roughly 90 percent of all possible samples.

**Standard errors of estimated percentages.** The reliability of an estimated percentage, computed using sample data for both numerator and denominator, depends upon both the size of the percentage and the size of the total upon which this percentage is based. Estimated percentages are relatively more reliable than the corresponding estimates of the numerators of the percentages, particularly if the percentages are 50 percent or more. When the numerator and denominator of the percentage are in different categories, use the factors

or parameters from table C-5 indicated by the numerator. The approximate standard error,  $S_{x,p}$ , of an estimated percentage can be obtained by use of the formula:

$$S_{(x,p)} = fs \tag{3}$$

In this formula,  $f$  is the appropriate factor from table C-5 and  $S$  is the standard error on the estimate from table C-3 or C-4. Alternatively, the standard error may be approximated by the following formula from which the standard errors in table C-3 or C-4 were calculated. Use of this formula will give more accurate results than use of formula (3) above.

$$S_{(x,p)} = \sqrt{\frac{b}{x} p (100-p)} \tag{4}$$

Here  $x$  is the size of the subclass of persons or households which is the base of the percentage,  $p$  is the percentage ( $0 \leq p \leq 100$ ), and  $b$  is the parameter in table C-5 associated with the particular characteristic in the numerator of the percentage.

**Illustration of the computation of the standard error of a percentage.** Suppose that of the 2,588,000 unmarried-couple households, 1,786,000 or 69.0 percent, have no children present. Using formula (3), the appropriate factor from table C-5 (0.6), and a standard error from table C-3, the approximate standard error is  $(0.6)(1.9) = 1.1$ . Using the alternate method with  $b = 1,778$ , the approximate standard error of 69.0 percent is:

$$S_{x,p} = \sqrt{(1,778/2,588,000)(69.0)(100 - 69.0)} = 1.2$$

This means that the 90-percent confidence interval for the percentage of unmarried-couple households with no children present is from 67.1 to 70.9 percent, i.e.,  $69.0 \pm (1.6 \times 1.2)$ .

**Table C-3. Standard Errors of Estimated Percentages: Total or White**

| Base of estimated percentage (thousands) | Estimated percentages |         |         |          |          |          |      |
|--|-----------------------|---------|---------|----------|----------|----------|------|
|  | 1 or 99               | 2 or 98 | 5 or 95 | 10 or 90 | 15 or 85 | 25 or 75 | 50   |
| 100.....                                 | 2.1                   | 3.0     | 4.6     | 6.3      | 7.6      | 9.2      | 10.6 |
| 250.....                                 | 1.3                   | 1.9     | 2.9     | 4.0      | 4.8      | 5.8      | 6.7  |
| 500.....                                 | 0.9                   | 1.3     | 2.1     | 2.8      | 3.4      | 4.1      | 4.7  |
| 1,000.....                               | 0.7                   | 0.9     | 1.5     | 2.0      | 2.4      | 2.9      | 3.3  |
| 2,500.....                               | 0.4                   | 0.6     | 0.9     | 1.3      | 1.5      | 1.8      | 2.1  |
| 5,000.....                               | 0.3                   | 0.4     | 0.7     | 0.9      | 1.1      | 1.3      | 1.5  |
| 10,000.....                              | 0.2                   | 0.3     | 0.5     | 0.6      | 0.8      | 0.9      | 1.1  |
| 25,000.....                              | 0.13                  | 0.2     | 0.3     | 0.4      | 0.5      | 0.6      | 0.7  |
| 50,000.....                              | 0.09                  | 0.13    | 0.2     | 0.3      | 0.3      | 0.4      | 0.5  |
| 100,000.....                             | 0.07                  | 0.09    | 0.15    | 0.2      | 0.2      | 0.3      | 0.3  |
| 200,000.....                             | 0.05                  | 0.07    | 0.10    | 0.14     | 0.2      | 0.2      | 0.2  |

Note: The above standard errors were calculated using  $b = 4,480$ . For a particular characteristic, see table C-5 for the appropriate factor to apply to the above standard errors.

Table C-4. Standard Errors of Estimated Percentages: Black or Hispanic

| Base of estimated percentage (thousands) | Estimated percentages |         |         |          |          |          |      |
|--|-----------------------|---------|---------|----------|----------|----------|------|
|  | 1 or 99               | 2 or 98 | 5 or 95 | 10 or 90 | 15 or 85 | 25 or 75 | 50   |
| 100.....                                 | 2.5                   | 3.5     | 5.5     | 7.6      | 9.1      | 11.0     | 12.7 |
| 250.....                                 | 1.6                   | 2.2     | 3.5     | 4.8      | 5.7      | 6.9      | 8.0  |
| 500.....                                 | 1.1                   | 1.6     | 2.5     | 3.4      | 4.0      | 4.9      | 5.7  |
| 1,000.....                               | 0.8                   | 1.1     | 1.7     | 2.4      | 2.9      | 3.5      | 4.0  |
| 2,500.....                               | 0.5                   | 0.7     | 1.1     | 1.5      | 1.8      | 2.2      | 2.5  |
| 5,000.....                               | 0.4                   | 0.5     | 0.8     | 1.1      | 1.3      | 1.6      | 1.8  |
| 10,000.....                              | 0.3                   | 0.4     | 0.6     | 0.8      | 0.9      | 1.1      | 1.3  |
| 25,000.....                              | 0.2                   | 0.2     | 0.3     | 0.5      | 0.6      | 0.7      | 0.8  |

Note: The above standard errors were calculated using  $b = 6,426$ . For a particular characteristic, see table C-5 for the appropriate factor to apply to the above standard errors.

**Standard error of a difference.** For a difference between two sample estimates, the standard error is approximately equal to

$$S_{(x-y)} = \sqrt{S_x^2 + S_y^2} \quad (5)$$

where  $S_x$  and  $S_y$  are the standard errors of the estimates  $x$  and  $y$ , respectively. The estimates can be of numbers, percentages, ratios, etc. This will represent the actual standard error quite accurately for the difference between two estimates of the same characteristic in two different areas, or for the difference between separate and uncorrelated characteristics in the same area. If, however, there is a high positive (negative) correlation between the two characteristics, the formula will overestimate (underestimate) the true standard error.

**Illustration of the computation of the standard error of a difference.** Suppose in 1988 there were 802,000 unmarried-couple households with children under 15 years and that in 1980 there were 431,000. The apparent difference is 371,000. Using formula (2) and the appropriate parameters from table C-5, the approximate standard errors of these two estimates are 38,000 and 28,000, respectively. Therefore, from formula (5), the approximate standard error of the estimated difference of 371,000 households is:

$$S_{(x-y)} = \sqrt{(38,000)^2 + (28,000)^2} = 47,000$$

This means that the 90-percent confidence interval for the difference between unmarried-couple households with children under 15 years in 1988 and in 1980 is from 296,000 to 446,000. A conclusion that the average estimate of the difference derived from all possible samples lies within a range computed in this way would be correct for roughly 90 percent of all possible samples. Since this interval does not contain zero, we can conclude with 90-percent confidence that the number of unmarried-couple households with children under 15 years is greater in 1988 than in 1980.

**Standard error of a mean for grouped data.** The formula used to estimate the standard error of a mean for grouped data is:

$$S_x = \sqrt{\frac{b}{y} S^2} \quad (6)$$

In this formula,  $y$  is the size of the base of the distribution and  $b$  is a parameter from table C-5. The variance,  $S^2$ , is given by the following formula:

$$S^2 = \sum_{i=1}^c p_i \bar{x}_i^2 - \bar{x}^2 \quad (7)$$

where  $\bar{x}$  is the mean of the distribution and is estimated by

$$\bar{x} = \sum_{i=1}^c p_i \bar{x}_i \quad (8)$$

$c$  is the number of groups;  $i$  indicates a specific group, thus taking on values 1 through  $c$ .

$p_i$  is the estimated proportion of households, families or persons whose values, for the characteristic ( $x$ -values) being considered, fall in group  $i$ .

$\bar{x}_i = (Z_{i-1} + Z_i)/2$  where  $Z_{i-1}$  and  $Z_i$  are the lower and upper interval boundaries, respectively, for group  $i$ .  $x_i$  is assumed to be the most representative value for the characteristic for households, families or persons in group  $i$ . Group  $c$  is open-ended, i.e., no upper interval boundary exists. For this group the approximate average value is:

$$\bar{x}_c = \frac{3}{2} Z_{c-1} \quad (9)$$

**Standard error of a ratio.** Certain estimates may be calculated as the ratio of two numbers. The number of persons per household or the number of divorced persons per thousand married persons are examples. The standard error of a ratio,  $x/y$ , may be calculated using

$$S_{x/y} = \frac{x}{y} \sqrt{\left(\frac{S_x}{x}\right)^2 + \left(\frac{S_y}{y}\right)^2 - 2r \frac{S_x}{x} \frac{S_y}{y}} \quad (10)$$

$$S_{x/y} = 1,000 \frac{13,089,000}{102,229,000} \sqrt{(9.000317 + 0.000019)} = 2.3$$

The standard errors of the numerator,  $S_x$ , and that of the denominator,  $S_y$ , may be calculated using formula (2) or, alternatively, formula (1) and table C-5.  $r$  represents the correlation between  $x$  and  $y$ .

For one type of ratio, the denominator is a count of families or households and the numerator is a count of persons in those households with a certain characteristic. If there is at least one person with the characteristic in every household, use 0.7 as an estimate of  $r$ .

For all other types of ratios  $r$  is assumed to be zero. If  $r$  is actually positive (negative), then this procedure will provide an overestimate (underestimate) of the standard error of the ratio.

Note: For estimates expressed as the ratio of  $x$  per  $100y$  or  $x$  per  $1000y$ , formula (10) must be multiplied by 100 or 1000, respectively, to obtain the standard error.

**Illustration of the computation of the standard error of estimated divorced persons per 1,000 married persons with spouse present.** Suppose that the number of divorced persons,  $x$ , was 13,089,000 and the number of married persons with spouse present,  $y$ , was 102,229,000. This means that the ratio of divorced persons to married persons who were living with their spouses was 128 per 1,000. The standard error of this estimate is calculated by using the following steps:

1. Compute  $S_x$  and  $S_y$  using formula (2).  
 $S_x = \sqrt{(-0.000025)(13,089,000)^2 + (4,480)(13,089,000)} = 23,000$   
 $S_y = \sqrt{(-0.000025)(102,229,000)^2 + (4,480)(102,229,000)} = 444,000$
2. Compute  $(S_x/x)^2 = 0.000317$
3. Compute  $(S_y/y)^2 = 0.000019$
4. Using formula (10) and  $r = 0$ , the estimate of the standard error is

This means that the 90-percent confidence interval for the ratio of divorced persons to married persons with spouse present is from 124 to 132 per 1,000.

**Standard error of a median.** The sampling variability of an estimated median depends upon the form of the distribution as well as the size of its base. An approximate method for measuring the reliability of an estimated median is to determine a confidence interval about it. (See the section on sampling variability for a general discussion of confidence intervals.) The following procedure may be used to estimate the 68-percent confidence limits of a median based on sample data.

1. Determine, using the standard error tables and factors or formula (4), the standard error of the estimate of 50 percent from the distribution.
2. Add to and subtract from 50 percent the standard error determined in step 1.
3. Using the distribution of the characteristic, determine upper and lower limits of the 68-percent confidence interval by calculating values corresponding to the two points established in step (2).

Use the following formula to calculate the upper and lower limits.

$$X_{pN} = \frac{pN - N_1}{N_2 - N_1}(A_2 - A_1) + A_1$$

where

$N$  = for distribution of numbers: the total number of units (persons, households, etc.) for the characteristic in the distribution.

= for distribution of percents: the value 1.

$p$  = the values obtained in step (2).

Table C-5. **a and b Parameters and Factors for Calculating Approximate Standard Errors for Persons, Families, Households, Householders and Unrelated Individuals**

| Characteristic         | Persons   |       |     | Families, households, householders, and unrelated individuals |       |     |
|------------------------|-----------|-------|-----|---|-------|-----|
|                        | a         | b     | f   | a   | b     | f   |
| Total or White         | (X)       | (X)   | (X) | -0.000010   | 1,778 | 0.6 |
| Some household members | -0.000025 | 4,480 | 1.0 | (X)   | (X)   | (X) |
| All household members  | -0.000031 | 5,444 | 1.1 | (X)   | (X)   | (X) |
| Black and other races  | (X)       | (X)   | (X) | -0.000066   | 1,606 | 0.5 |
| Some household members | -0.000265 | 42    | 1.0 | (X)   | (X)   | (X) |
| All household members  | -0.000391 | 9,475 | 1.2 | (X)   | (X)   | (X) |
| Hispanic               | (X)       | (X)   | (X) | -0.000137   | 1,606 | 0.5 |
| Some household members | -0.000548 | 6,426 | 1.0 | (X)   | (X)   | (X) |
| All household members  | -0.000807 | 9,475 | 1.2 | (X)   | (X)   | (X) |

X Not applicable.

Note: For data relevant only to some members (such as persons under 15 years of age or males, etc.) use the parameters and factors for "Some household members."

$A_1$  and  $A_2$  = the lower and upper bounds, respectively, on the data interval in which the median falls.

$N_1$  and  $N_2$  = for distribution of numbers: the estimated number of units (persons, households, etc.) with values of the characteristic greater than or equal to  $A_1$  and  $A_2$ , respectively.

= for distributions of percents: the estimated percent of units (persons, households, etc.) having values of the characteristic greater than or equal to  $A_1$  and  $A_2$ , respectively.

4. Once the limits of the 68-percent confidence interval are computed, the standard error of a median can be computed by the formula:

$$S_{\text{median}} = \frac{U-L}{2} \quad (0)$$

where U = Upper limit of the 68-percent confidence interval,

L = Lower limit of the 68-percent confidence interval.

**Illustration of the computation of a confidence interval for a median.** Suppose the median age for men living alone in 1987 was 41.4 years and the base of the distribution from which this median was determined is 7,922,000 men living alone.

1. Using formula (4), and the appropriate b parameter from table C-5, the standard error of 50 percent on a base of 7,922,000 is

$$\sqrt{\frac{4,480}{7,922,000}(50.0)(100 - 50.0)} = 1.2 \text{ percent}$$

2. To obtain a 68-percent confidence interval on an estimated median, add to and subtract from 50 percent the standard error found in step (1). This yields percentage limits of 48.8 and 51.2.
3. Suppose 61.3 percent of men living alone were 35 years of age or older and 43.6 percent were 45 or older. Then the upper limit of the estimate may be found to be

$$\frac{48.8 - 61.3}{43.6 - 61.3}(45 - 35) + 35 = 42.1$$

Similarly, since the 51.2 percentage falls within the same age category, the lower limit of the estimate may be found to be

$$\frac{51.2 - 61.3}{43.6 - 61.3}(45 - 35) + 35 = 40.7$$

Thus, the 68-percent confidence interval for the median age of men living alone is from 40.7 to 42.1 years.

4. The standard error of the median is:

$$S_{\text{median}} = \frac{42.1 - 40.7}{2} = 0.7 \text{ years}$$



# Appendix D. Facsimiles of March 1988 CPS Questionnaires

## FACSIMILE I. CPS-260—CONTROL CARD

**CONTROL CARD**  
CURRENT POPULATION SURVEY

**NOTES:** For report to the Census Bureau is confined by Form No. 0407-004B, Rev. 10-13-78, U.S. Code Title 13, Section 224, and any amendments there to. This card is to be used only for statistical purposes.

**FORM CPS-260**  
1-3-87

**U.S. DEPARTMENT OF COMMERCE**  
BUREAU OF ECONOMIC ANALYSIS

**APPROVED BY:** \_\_\_\_\_  
DATE: \_\_\_\_\_

**RECORD OF VISITS AND TELEPHONE INTERVIEWS**

| Month in sample | 1 | 2 | 3 | 4 | 5 | 6 | 7 | 8 |
|-----------------|---|---|---|---|---|---|---|---|
| 1st visit       |   |   |   |   |   |   |   |   |
| 2nd visit       |   |   |   |   |   |   |   |   |
| 3rd visit       |   |   |   |   |   |   |   |   |
| 4th visit       |   |   |   |   |   |   |   |   |
| 5th visit       |   |   |   |   |   |   |   |   |
| 6th visit       |   |   |   |   |   |   |   |   |
| 7th visit       |   |   |   |   |   |   |   |   |
| 8th visit       |   |   |   |   |   |   |   |   |

Line number of respondent contacted OR Name and phone number of interviewer respondent.

**FOR UNITS IN HOUSING VACANCY SURVEY (HVS)**  
Transcribe from HVS schedule the first month unit is vacant. Transcribe to HVS in subsequent months unit is vacant (during same 4-month period of observation). If unit is vacant in both the first and second 4-month periods of observation, report above procedure for second 4-month period of observation.

**FOR VACANT PERSONAL HOUSING UNITS AND FOR VACANT SEASONAL HOUSING UNITS FOR MIGRATORY WORKERS**  
Transcribe from CPS-1 Item 17 first month unit is vacant. Transcribe from Control Card to CPS schedule in subsequent months unit is vacant. If during same 4-month period of observation, it will be seasonally vacant in both the first and second 4-month periods of observation, repeat above procedure for second 4-month period of observation.

**INTERVIEWER CHECK ITEM**  
1. In what year was this structure built?  
1979-1980: 0 0  
1981-1982: 0 0  
1983-1984: 0 0  
1985-1986: 0 0  
1987-1988: 0 0  
1989 or earlier: 0 0

**NUMBER OF ROOMS IN THIS UNIT**  
How many rooms are in this unit (count the bathroom)?  
1st 5th 1st 5th  
None 0 0 0 0  
1 0 0 0  
2 0 0 0  
3-4 0 0 0 0  
5-9 0 0 0 0  
10 or more 0 0 0 0

**PLUMBING FACILITIES FOR THIS UNIT**  
Is there a flush toilet/bath/shower structure for this unit?  
1st 5th  
Yes, for this unit only: 0 0  
Yes, but also used by a household in another unit: 0 0  
No flush toilet: 0 0  
No bath/shower: 0 0

**ADDRESS OF ADDITIONAL LIVING QUARTERS**  
If a second local, fill in street line number below and 1307 Table X. Otherwise, enter basic address and unit address, if any, DR description or location.  
Street \_\_\_\_\_ Line \_\_\_\_\_

**LOCATION OF UNIT**  
Is this a unit in a special place?  
Yes - SGP (column 5) and mark according to Table A in Part C of manual: 0 0  
No: 0 0

**SEPARATENESS**  
Do the occupants or intended occupants of this unit separately from all other persons on the property?  
Yes - SGP (column 5) and mark according to Table A in Part C of manual: 0 0  
No: 0 0

**DOES (ADDRESS) INCLUDE OR THROUGH A COMMON HALL?**  
Yes - GO to ask units 5 and mark "10" box: 0 0  
No - GO to column 6, 7, 8, or "9" box: 0 0

**CLASSIFICATION**  
H - Not a separate unit (include on list control card)  
H0 - Separate unit (fill in ticks on this control card). Complete the appropriate apartment type column for interviewing instructions.  
N - Step Table X. Continue interview with original unit.  
H1 - For columns 6, 7, 8, or "9" box as appropriate.  
N - Step Table X. Continue interview with original unit.  
H0 - For columns 6, 7, 8, or "9" box as appropriate.

**AREA SEGMENTS**  
Is this unit within the segment boundaries?  
Yes - Interview as an EXTRA unit: 0 0  
No - Do not interview: 0 0

**SPECIAL PLACE SEGMENTS**  
Is this unit within the specific address block plus unit, if any, of the original sample unit?  
Yes - Interview as an EXTRA unit: 0 0  
No - Do not interview: 0 0

**PERMIT SEGMENTS**  
Is this unit within the area structure as the original sample unit?  
Yes - List on first available line of listing sheet. Interview if in sample: 0 0  
No - Do not interview: 0 0

**ADDRESS SEGMENTS**  
Is this unit within the area structure as the original sample unit?  
Yes - List on first available line of listing sheet. Interview if in sample: 0 0  
No - Do not interview: 0 0

**CONTROL NO. OF ORIGINAL SAMPLE UNIT**  
In line opposite, enter first unit listed on property:  
Listing Sheet \_\_\_\_\_  
Street \_\_\_\_\_  
Unit \_\_\_\_\_


**OFFICE USE ONLY**  
NOTE: BE SURE TO CONTINUE INTERVIEW FOR ORIGINAL UNIT AFTER COMPLETING TABLE X FOR ALL LINES.

Month in sample: 1, 2, 3, 4, 5, 6, 7, 8

Notes: None (Cubicles, interview, etc.)



**FACSIMILE II. CPS-1—BASIC QUESTIONNAIRE**

|  |   |   |  |  |  |     |         |        |
|--|---|---|--|--|--|-----|---------|--------|
| <p><b>INTERVIEWER CHECK ITEM</b></p> <p>Only CPS-1 for household <input type="checkbox"/></p> <p>First CPS-1 of continuation h'hold <input type="checkbox"/></p> <p>Second CPS-1 of continuation h'hold <input type="checkbox"/></p> <p>Third, fourth, and 5th CPS-1 <input type="checkbox"/></p>  | <p>FORM CPS-1</p> <div style="text-align: center;"> <br/> <b>U.S. DEPARTMENT OF COMMERCE</b><br/>             Bureau of the Census         </div> <div style="text-align: center; font-size: 1.2em; font-weight: bold;">             CURRENT POPULATION SURVEY         </div> <p><small>Form Approved - O.M.B. No. 1220-0100 - Expires 2-28-89</small></p> | <p><b>CONTROL NUMBER</b></p> <table style="width: 100%; border-collapse: collapse;"> <tr> <td style="width: 60%; border-right: 1px dashed black; height: 50px;"></td> <td style="width: 20%; border-right: 1px dashed black; height: 50px;"></td> <td style="width: 20%; height: 50px;"></td> </tr> <tr> <td style="text-align: center; border-top: 1px dashed black;">PSU</td> <td style="text-align: center; border-top: 1px dashed black;">SEGMENT</td> <td style="text-align: center; border-top: 1px dashed black;">SERIAL</td> </tr> </table> |  |  |  | PSU | SEGMENT | SERIAL |
|  |   |   |  |  |  |     |         |        |
| PSU  | SEGMENT   | SERIAL  |  |  |  |     |         |        |
| <p>LINE NO. OF H'HOLD RESP. _____</p> <p>NON H'HOLD RESPONDENT <input type="checkbox"/><br/> <small>(Specify and Send Intercomm for interviewed household)</small></p>   |   |   |  |  |  |     |         |        |
| <p><b>INTERVIEW</b></p> <p>ANY ENTRY OTHER THAN NEVER WORKED IN ITEMS Yes <input type="checkbox"/><br/>             23A-E in this CPS-1 No <input type="checkbox"/></p> <p><b>NONINTERVIEW</b></p> <p>TYPE A <input type="checkbox"/></p> <p>TYPE B <input type="checkbox"/></p> <p>TYPE C <input type="checkbox"/></p> <p><small>(SEND INTER COMM FOR TYPE A AND C)</small></p> |   |   |  |  |  |     |         |        |

CURRENT

|  |
|--|
| <p><b>TELEPHONE HOLD</b><br/> <small>(Mark this box for office "telephone hold" cases only)</small></p> <div style="border: 1px solid black; width: 60px; height: 30px; margin: 10px auto;"></div> |
|--|

POPULATION

|  |
|--|
| <p><b>INTERVIEWER CHECK ITEM</b></p> <p>CPS-665 being held for followup <input type="checkbox"/></p> |
|--|

SURVEY

CPS-1—CONTINUED

CHILDREN'S (0-13 years old) TRANSCRIPTION ITEMS  
(If more than 4 children in household, use continuation CPS-1 document.)

| FIRST CHILD   |   |                           |          |   |             |
|---------------|---|---------------------------|----------|---|-------------|
| 18A. LINE NO. | 18B. RELATIONSHIP TO REFERENCE PERSON (Control Card item 14b) | 18C. PARENT'S LINE NUMBER | 18D. AGE | 18G1. SEX<br>Male . . . . . 1<br>Female . . . . . 2 | 18K. ORIGIN |
| 0 0           | Natural/Adopted Child . . . . . 05                            | 0 0                       | I I      |   | I I         |
| 1 1           | Step Child . . . . . 06                                       | 0 0                       | I I      |   | I I         |
| 2 2           | Grandchild . . . . . 07                                       | 1 1                       | 3        | 18J. RACE<br>White . . . . . 1                      | 3 3         |
| 3 3           | Brother/Sister . . . . . 09                                   | 2 2                       | 4        | Black . . . . . 2                                   | 4 4         |
| 4 4           | Other Rel. of ref. person . . . . . 10                        | 3 3                       | 5        | Amer. Indian, Aleut, Eskimo                         | 5 5         |
| 5 5           | Foster Child . . . . . 11                                     | 4 4                       | 6        | Asian or Pacific Islander                           | 6 6         |
| 6 6           | Non-rel. of Ref. Person WITH OWN rel. in H'hld. . . . . 12    | 5 5                       | 7        | Other . . . . . 5                                   | 7 7         |
| 7 7           | Non-rel. of Ref. Person with NO OWN rel. in H'hld. . . . . 14 | 6 6                       | 8        |   | 8 8         |
| 8 8           |   | 7 7                       | 9        |   | 9 9         |
| 9 9           |   | None                      | 9        |   |             |

| SECOND CHILD  |   |                           |          |   |             |
|---------------|---|---------------------------|----------|---|-------------|
| 18A. LINE NO. | 18B. RELATIONSHIP TO REFERENCE PERSON (Control Card item 14b) | 18C. PARENT'S LINE NUMBER | 18D. AGE | 18G1. SEX<br>Male . . . . . 1<br>Female . . . . . 2 | 18K. ORIGIN |
| 0 0           | Natural/Adopted Child . . . . . 05                            | 0 0                       | I I      |   | I I         |
| 1 1           | Step Child . . . . . 06                                       | 0 0                       | I I      |   | I I         |
| 2 2           | Grandchild . . . . . 07                                       | 1 1                       | 3        | 18J. RACE<br>White . . . . . 1                      | 3 3         |
| 3 3           | Brother/Sister . . . . . 09                                   | 2 2                       | 4        | Black . . . . . 2                                   | 4 4         |
| 4 4           | Other Rel. of ref. person . . . . . 10                        | 3 3                       | 5        | Amer. Indian, Aleut, Eskimo                         | 5 5         |
| 5 5           | Foster Child . . . . . 11                                     | 4 4                       | 6        | Asian or Pacific Islander                           | 6 6         |
| 6 6           | Non-rel. of Ref. Person WITH OWN rel. in H'hld. . . . . 12    | 5 5                       | 7        | Other . . . . . 5                                   | 7 7         |
| 7 7           | Non-rel. of Ref. Person with NO OWN rel. in H'hld. . . . . 14 | 6 6                       | 8        |   | 8 8         |
| 8 8           |   | 7 7                       | 9        |   | 9 9         |
| 9 9           |   | None                      | 9        |   |             |

| THIRD CHILD   |   |                           |          |   |             |
|---------------|---|---------------------------|----------|---|-------------|
| 18A. LINE NO. | 18B. RELATIONSHIP TO REFERENCE PERSON (Control Card item 14b) | 18C. PARENT'S LINE NUMBER | 18D. AGE | 18G1. SEX<br>Male . . . . . 1<br>Female . . . . . 2 | 18K. ORIGIN |
| 0 0           | Natural/Adopted Child . . . . . 05                            | 0 0                       | I I      |   | I I         |
| 1 1           | Step Child . . . . . 06                                       | 0 0                       | I I      |   | I I         |
| 2 2           | Grandchild . . . . . 07                                       | 1 1                       | 3        | 18J. RACE<br>White . . . . . 1                      | 3 3         |
| 3 3           | Brother/Sister . . . . . 09                                   | 2 2                       | 4        | Black . . . . . 2                                   | 4 4         |
| 4 4           | Other Rel. of ref. person . . . . . 10                        | 3 3                       | 5        | Amer. Indian, Aleut, Eskimo                         | 5 5         |
| 5 5           | Foster Child . . . . . 11                                     | 4 4                       | 6        | Asian or Pacific Islander                           | 6 6         |
| 6 6           | Non-rel. of Ref. Person WITH OWN rel. in H'hld. . . . . 12    | 5 5                       | 7        | Other . . . . . 5                                   | 7 7         |
| 7 7           | Non-rel. of Ref. Person with NO OWN rel. in H'hld. . . . . 14 | 6 6                       | 8        |   | 8 8         |
| 8 8           |   | 7 7                       | 9        |   | 9 9         |
| 9 9           |   | None                      | 9        |   |             |

| FOURTH CHILD  |   |                           |          |   |             |
|---------------|---|---------------------------|----------|---|-------------|
| 18A. LINE NO. | 18B. RELATIONSHIP TO REFERENCE PERSON (Control Card item 14b) | 18C. PARENT'S LINE NUMBER | 18D. AGE | 18G1. SEX<br>Male . . . . . 1<br>Female . . . . . 2 | 18K. ORIGIN |
| 0 0           | Natural/Adopted Child . . . . . 05                            | 0 0                       | I I      |   | I I         |
| 1 1           | Step Child . . . . . 06                                       | 0 0                       | I I      |   | I I         |
| 2 2           | Grandchild . . . . . 07                                       | 1 1                       | 3        | 18J. RACE<br>White . . . . . 1                      | 3 3         |
| 3 3           | Brother/Sister . . . . . 09                                   | 2 2                       | 4        | Black . . . . . 2                                   | 4 4         |
| 4 4           | Other Rel. of ref. person . . . . . 10                        | 3 3                       | 5        | Amer. Indian, Aleut, Eskimo                         | 5 5         |
| 5 5           | Foster Child . . . . . 11                                     | 4 4                       | 6        | Asian or Pacific Islander                           | 6 6         |
| 6 6           | Non-rel. of Ref. Person WITH OWN rel. in H'hld. . . . . 12    | 5 5                       | 7        | Other . . . . . 5                                   | 7 7         |
| 7 7           | Non-rel. of Ref. Person with NO OWN rel. in H'hld. . . . . 14 | 6 6                       | 8        |   | 8 8         |
| 8 8           |   | 7 7                       | 9        |   | 9 9         |
| 9 9           |   | None                      | 9        |   |             |

ARMED FORCES MEMBERS TRANSCRIPTION ITEMS  
(Fill only in interview household for persons with "AF" in CC item 22.  
If more than 2 AF persons in household, use continuation CPS-1 document.)

| FIRST ARMED FORCES MEMBER |   |                           |          |   |  |
|---------------------------|---|---------------------------|----------|---|--|
| 18A. LINE NO.             | 18B. RELATIONSHIP TO REFERENCE PERSON   | 18C. PARENT'S LINE NUMBER | 18D. AGE | 18E. MARITAL STATUS                                       |  |
| 0 0                       | Ref. Person WITH rel. in H'hld. 01  | 0 0                       |          | Married — civilian spouse present                         |  |
| 1 1                       | Ref. person with NO rel. in H'hld. 02   | 0 0                       |          | Married — Armed Forces spouse present                     |  |
| 2 2                       | Husband . . . . . 03  | 0 0                       |          | Married — spouse absent in Armed Forces                   |  |
| 3 3                       | Wife . . . . . 04   | 1 1                       | I I      | Married — spouse absent other reasons (Exclude separated) |  |
| 4 4                       | Natural/Adopted Child . . . . . 05  | 2 2                       | 2 2      | Widowed   |  |
| 5 5                       | Step Child . . . . . 06   | 3 3                       | 3 3      | Divorced  |  |
| 6 6                       | Grandchild . . . . . 07   | 4 4                       | 4 4      | Separated   |  |
| 7 7                       | Parent . . . . . 08   | 5 5                       | 5 5      | Never married   |  |
| 8 8                       | Brother/Sister . . . . . 09   | 6 6                       | 6 6      |   |  |
| 9 9                       | Other rel. of Ref. Person . . . . . 10  | 7 7                       | 7 7      |   |  |
|                           | Foster Child . . . . . 11   | 8 8                       | 8 8      |   |  |
|                           | Non-rel. of Ref. Person WITH OWN rel. in H'hld. . . . . 12                                  | 9 9                       | 9 9      |   |  |
|                           | Partner/Roommate . . . . . 13   | None                      |          |   |  |
|                           | Non-rel. of Ref. Person (other than partner/roommate) with NO OWN rel. in H'hld. . . . . 14 | 0                         |          |   |  |

| 18F. SPOUSE'S LINE NO. | 18G1. SEX<br>Male 1<br>Female 2 | 18H. HIGHEST GRADE ATTENDED | 18I. GRADE COMPLETED<br>Yes 1<br>No 2 | 18J. RACE<br>White . . . . . 1<br>Black . . . . . 2<br>Amer. Indian, Aleut, Eskimo 3<br>Asian or Pacific Isl. 4<br>Other . . . . . 5 | 18K. ORIGIN |
|------------------------|---------------------------------|-----------------------------|---------------------------------------|--|-------------|
| 0 0                    |                                 | 0 0                         | Yes 1                                 | White . . . . . 1  | 0 0         |
| 1 1                    |                                 | 1 1                         | No 2                                  | Black . . . . . 2  | 1 1         |
| 2 2                    |                                 | 2 2                         |                                       | Amer. Indian, Aleut, Eskimo 3  | 2 2         |
| 3 3                    |                                 | 3 3                         |                                       | Asian or Pacific Isl. 4  | 3 3         |
| 4 4                    |                                 | 4 4                         |                                       | Other . . . . . 5  | 4 4         |
| 5 5                    |                                 | 5 5                         |                                       |  | 5 5         |
| 6 6                    |                                 | 6 6                         |                                       |  | 6 6         |
| 7 7                    |                                 | 7 7                         |                                       |  | 7 7         |
| 8 8                    |                                 | 8 8                         |                                       |  | 8 8         |
| 9 9                    |                                 | 9 9                         |                                       |  | 9 9         |
| None                   |                                 |                             |                                       |  |             |

| SECOND ARMED FORCES MEMBER |   |                           |          |   |  |
|----------------------------|---|---------------------------|----------|---|--|
| 18A. LINE NO.              | 18B. RELATIONSHIP TO REFERENCE PERSON   | 18C. PARENT'S LINE NUMBER | 18D. AGE | 18E. MARITAL STATUS                                       |  |
| 0 0                        | Ref. Person WITH rel. in H'hld. 01  | 0 0                       |          | Married — civilian spouse present                         |  |
| 1 1                        | Ref. person with NO rel. in H'hld. 02   | 0 0                       |          | Married — Armed Forces spouse present                     |  |
| 2 2                        | Husband . . . . . 03  | 0 0                       |          | Married — spouse absent in Armed Forces                   |  |
| 3 3                        | Wife . . . . . 04   | 1 1                       | I I      | Married — spouse absent other reasons (Exclude separated) |  |
| 4 4                        | Natural/Adopted Child . . . . . 05  | 2 2                       | 2 2      | Widowed   |  |
| 5 5                        | Step Child . . . . . 06   | 3 3                       | 3 3      | Divorced  |  |
| 6 6                        | Grandchild . . . . . 07   | 4 4                       | 4 4      | Separated   |  |
| 7 7                        | Parent . . . . . 08   | 5 5                       | 5 5      | Never married   |  |
| 8 8                        | Brother/Sister . . . . . 09   | 6 6                       | 6 6      |   |  |
| 9 9                        | Other rel. of Ref. Person . . . . . 10  | 7 7                       | 7 7      |   |  |
|                            | Foster Child . . . . . 11   | 8 8                       | 8 8      |   |  |
|                            | Non-rel. of Ref. Person WITH OWN rel. in H'hld. . . . . 12                                  | 9 9                       | 9 9      |   |  |
|                            | Partner/Roommate . . . . . 13   | 0                         |          |   |  |
|                            | Non-rel. of Ref. Person (other than partner/roommate) with NO OWN rel. in H'hld. . . . . 14 | 0                         |          |   |  |

| 18F. SPOUSE'S LINE NO. | 18G1. SEX<br>Male 1<br>Female 2 | 18H. HIGHEST GRADE ATTENDED | 18I. GRADE COMPLETED<br>Yes 1<br>No 2 | 18J. RACE<br>White . . . . . 1<br>Black . . . . . 2<br>Amer. Indian, Aleut, Eskimo 3<br>Asian or Pacific Isl. 4<br>Other . . . . . 5 | 18K. ORIGIN |
|------------------------|---------------------------------|-----------------------------|---------------------------------------|--|-------------|
| 0 0                    |                                 | 0 0                         | Yes 1                                 | White . . . . . 1  | 0 0         |
| 1 1                    |                                 | 1 1                         | No 2                                  | Black . . . . . 2  | 1 1         |
| 2 2                    |                                 | 2 2                         |                                       | Amer. Indian, Aleut, Eskimo 3  | 2 2         |
| 3 3                    |                                 | 3 3                         |                                       | Asian or Pacific Isl. 4  | 3 3         |
| 4 4                    |                                 | 4 4                         |                                       | Other . . . . . 5  | 4 4         |
| 5 5                    |                                 | 5 5                         |                                       |  | 5 5         |
| 6 6                    |                                 | 6 6                         |                                       |  | 6 6         |
| 7 7                    |                                 | 7 7                         |                                       |  | 7 7         |
| 8 8                    |                                 | 8 8                         |                                       |  | 8 8         |
| 9 9                    |                                 | 9 9                         |                                       |  | 9 9         |
| None                   |                                 |                             |                                       |  |             |



CPS-1—CONTINUED

|  |  |  |  |  |  |         |       |     |     |     |     |     |     |     |     |     |     |     |     |     |     |     |     |     |     |     |     |         |       |     |     |     |     |     |     |     |     |     |     |     |     |     |     |     |     |     |     |     |     |
|--|--|--|--|--|--|---------|-------|-----|-----|-----|-----|-----|-----|-----|-----|-----|-----|-----|-----|-----|-----|-----|-----|-----|-----|-----|-----|---------|-------|-----|-----|-----|-----|-----|-----|-----|-----|-----|-----|-----|-----|-----|-----|-----|-----|-----|-----|-----|-----|
| <p>18. LINE NUMBER</p> <p>19. What was ... doing most of LAST WEEK —</p> <p>Working <input checked="" type="checkbox"/> <b>5</b></p> <p>Keeping house <input type="checkbox"/></p> <p>Going to school or something else? <input type="checkbox"/></p> <p>Working (Skip to 20A) ... WK <input type="checkbox"/></p> <p>With a job but not at work ... J <input type="checkbox"/></p> <p>Looking for work ... LK <input type="checkbox"/></p> <p>Keeping house ... H <input type="checkbox"/></p> <p>Going to school ... S <input type="checkbox"/></p> <p>Unable to work (Skip to 24) ... U <input type="checkbox"/></p> <p>Retired ... R <input type="checkbox"/></p> <p>Other (Specify) ... OT <input type="checkbox"/></p> | <p>20. Did ... do any work at all LAST WEEK, not counting work around the house? (Note: If farm or business operator in hh., ask about unpaid work.)</p> <p>Yes <input type="checkbox"/> No <input type="checkbox"/> (Go to 21)</p> <p>20A. How many hours did ... work LAST WEEK at all jobs?</p> <p>0 0</p> <p>1 1</p> <p>2 2</p> <p>3 3</p> <p>4 4</p> <p>5 5</p> <p>6 6</p> <p>7 7</p> <p>8 8</p> <p>9 9</p> <p>20B. INTERVIEWER CHECK ITEM</p> <p>49 <input type="checkbox"/> (Skip to item 23)</p> <p>1-34 <input type="checkbox"/> (Go to 20C)</p> <p>35-48 <input type="checkbox"/> (Go to 20D)</p> <p>20D. Did ... lose any time or take any time off LAST WEEK for any reason such as illness, holiday or slack work?</p> <p>Yes <input type="checkbox"/> No <input checked="" type="checkbox"/></p> <p>How many hours did ... take off?</p> <p>(Correct 20A if lost time not already deducted; if 20A reduced below 35, correct 20B and fill 20C)</p> <p>No <input type="checkbox"/> <b>1</b></p> <p>20E. Did ... work any overtime or at more than one job LAST WEEK?</p> <p>Yes <input type="checkbox"/> No <input checked="" type="checkbox"/></p> <p>How many extra hours did ... work?</p> <p>(Correct 20A and 20B as necessary if extra hours not already included and skip to 23.)</p> <p>No <input type="checkbox"/> <b>0</b></p> <p>(Skip to 23)</p> | <p>21. (If J in 19, skip to 21A.) Did ... have a job or business from which he/she was temporarily absent or on layoff LAST WEEK?</p> <p>Yes <input type="checkbox"/> No <input type="checkbox"/> (Go to 22)</p> <p>21A. Why was ... absent from work LAST WEEK?</p> <p>Own illness ... <input type="checkbox"/></p> <p>On vacation ... <input type="checkbox"/></p> <p>Bad weather ... <input type="checkbox"/></p> <p>Labor dispute ... <input type="checkbox"/></p> <p>New job to begin within 30 days <input type="checkbox"/> (Skip to 22B and 22C2)</p> <p>Temporary layoff (Under 30 days) <input type="checkbox"/></p> <p>Indefinite layoff (30 days or more or no def. recall date) <input type="checkbox"/> (Skip to 22C3)</p> <p>Other (Specify) ... <input type="checkbox"/></p> <p>21B. Is ... receiving wages or salary from his/her employer for any of the time off LAST WEEK?</p> <p>Yes <input type="checkbox"/> No <input type="checkbox"/></p> <p>21C. Does ... usually work 35 hours or more a week at this job?</p> <p>Yes <input type="checkbox"/> No <input type="checkbox"/></p> <p>(Skip to 23 and enter job held last week)</p> | <p>22. (If LK in 19, Skip to 22A.) Has ... been looking for work during the past 4 weeks?</p> <p>Yes <input type="checkbox"/> No <input type="checkbox"/> (Go to 24)</p> <p>22A. What has ... been doing in the last 4 weeks to find work? (Mark all methods used; do not read list.)</p> <p>Checked pub. employ. agency with— <input type="checkbox"/></p> <p>pvt. employ. agency <input type="checkbox"/></p> <p>employer directly ... <input type="checkbox"/></p> <p>friends or relatives ... <input type="checkbox"/></p> <p>Placed or answered ads. ... <input type="checkbox"/></p> <p>Nothing (Skip to 24) ... <input type="checkbox"/></p> <p>Other (Specify in notes, e.g., JTPA, union or prof. register, etc.) ... <input type="checkbox"/></p> <p>22B. At the time ... started looking for work, was it because he/she lost or quit a job or was there some other reason?</p> <p>Last job ... <input type="checkbox"/></p> <p>Quit job ... <input type="checkbox"/></p> <p>Left school ... <input type="checkbox"/></p> <p>Wanted temporary work ... <input type="checkbox"/></p> <p>Change in home or family responsibilities <input type="checkbox"/></p> <p>Left military service ... <input type="checkbox"/></p> <p>Other (Specify in notes) ... <input type="checkbox"/></p> <p>22C. 1) How many weeks has ... been looking for work?</p> <p>0 0</p> <p>1 1</p> <p>2 2</p> <p>3 3</p> <p>4 4</p> <p>5 5</p> <p>6 6</p> <p>7 7</p> <p>8 8</p> <p>9 9</p> <p>2) How many weeks ago did ... start looking for work?</p> <p>0 0</p> <p>1 1</p> <p>2 2</p> <p>3 3</p> <p>4 4</p> <p>5 5</p> <p>6 6</p> <p>7 7</p> <p>8 8</p> <p>9 9</p> <p>3) How many weeks ago was ... laid off?</p> <p>0 0</p> <p>1 1</p> <p>2 2</p> <p>3 3</p> <p>4 4</p> <p>5 5</p> <p>6 6</p> <p>7 7</p> <p>8 8</p> <p>9 9</p> <p>22D. Has ... been looking for full-time or part-time work?</p> <p>Full <input type="checkbox"/> Part <input type="checkbox"/></p> <p>22E. Could ... have taken a job LAST WEEK if one had been offered?</p> <p>Yes <input type="checkbox"/> No <input type="checkbox"/> Why not?</p> <p>Already has a job ... <input type="checkbox"/></p> <p>Temporary illness ... <input type="checkbox"/></p> <p>Going to school ... <input type="checkbox"/></p> <p>Other (Specify in notes) ... <input type="checkbox"/></p> <p>22F. When did ... last work at a full-time job or business lasting 2 consecutive weeks or more? Within last 12 months (Specify) <input type="checkbox"/> (Month) _____</p> <p>One to five years ago ... <input type="checkbox"/></p> <p>More than 5 years ago ... <input type="checkbox"/></p> <p>Never worked full-time 2 wks. or more ... <input type="checkbox"/></p> <p>Never worked at all ... <input type="checkbox"/></p> <p>(SKIP to 23. If layoff entered in 21A, enter job, either full or part time, from which laid off. Else enter last full time job lasting 2 weeks or more, or "never worked.")</p> | <p>24. INTERVIEWER CHECK ITEM (Rotation number)</p> <p>First digit of SEGMENT number is:</p> <p>0 2, 3, 4, 6, 7 or 8 (Skip to 26)</p> <p>1 or 5 (Go to 24A)</p> <p>24A. When did ... last work for pay at a regular job or business, either full- or part-time?</p> <p>Within past 12 months <input type="checkbox"/> <b>2</b></p> <p>1 up to 2 years ago ... <input type="checkbox"/></p> <p>2 up to 3 years ago ... <input type="checkbox"/> (Go to 24B)</p> <p>3 up to 4 years ago ... <input type="checkbox"/></p> <p>4 up to 5 years ago ... <input type="checkbox"/></p> <p>5 or more years ago ... <input type="checkbox"/> (Skip to 24C)</p> <p>Never worked ... <input type="checkbox"/></p> <p>24B. Why did ... leave that job?</p> <p>Personal, family (incl. pregnancy) or school ... <input type="checkbox"/></p> <p>Health ... <input type="checkbox"/></p> <p>Retirement or old age ... <input type="checkbox"/></p> <p>Seasonal job completed ... <input type="checkbox"/></p> <p>Slack work or business conditions <input type="checkbox"/></p> <p>Temporary nonseasonal job completed ... <input type="checkbox"/></p> <p>Unsatisfactory work arrangements (Hours, pay, etc.) <input type="checkbox"/></p> <p>Other ... <input type="checkbox"/></p> <p>24C. Does ... want a regular job now, either full- or part-time?</p> <p>Yes ... <input type="checkbox"/> (Go to 24D)</p> <p>Maybe — it depends ... <input type="checkbox"/> (Specify in notes)</p> <p>No ... <input type="checkbox"/> (Skip to 24E)</p> <p>Don't know ... <input type="checkbox"/></p> <p>24D. What are the reasons ... is not looking for work? (Mark each reason mentioned)</p> <p>Believes no work available in line of work or area <input type="checkbox"/></p> <p>Couldn't find any work ... <input type="checkbox"/></p> <p>Lacks nec. schooling, training, skills or experience ... <input type="checkbox"/></p> <p>Employers think too young or too old ... <input type="checkbox"/></p> <p>Other pers. handicap in finding job <input type="checkbox"/></p> <p>Can't arrange child care ... <input type="checkbox"/></p> <p>Family responsibilities ... <input type="checkbox"/></p> <p>In school or other training ... <input type="checkbox"/></p> <p>Ill health, physical disability ... <input type="checkbox"/></p> <p>Other (Specify in notes) ... <input type="checkbox"/></p> <p>Don't know ... <input type="checkbox"/></p> <p>24E. Does ... intend to look for work of any kind in the next 12 months?</p> <p>Yes ... <input type="checkbox"/></p> <p>It depends (Specify in notes) <input type="checkbox"/></p> <p>No ... <input type="checkbox"/></p> <p>Don't know ... <input type="checkbox"/></p> <p>(If entry in 24B, describe job in 23, otherwise, skip to 26)</p> | <p>25. INTERVIEWER CHECK ITEM (Rotation number)</p> <p>First digit of SEGMENT number is:</p> <p>0 2, 3, 4, 6, 7 or 8 (Skip to 26)</p> <p>1 or 5 (Go to 25A)</p> <p>25A. How many hours per week does ... USUALLY work at this job?</p> <p>0 0</p> <p>1 1</p> <p>2 2</p> <p>3 3</p> <p>4 4</p> <p>5 5</p> <p>6 6</p> <p>7 7</p> <p>8 8</p> <p>9 9</p> <p>25B. Is ... paid by the hour on this job?</p> <p>Yes <input type="checkbox"/> No <input type="checkbox"/> (Skip to 25D)</p> <p>25C. How much does ... earn per hour?</p> <table border="1"> <tr> <td>Dollars</td> <td>Cents</td> </tr> <tr> <td>0 0</td> <td>0 0</td> </tr> <tr> <td>1 1</td> <td>1 1</td> </tr> <tr> <td>2 2</td> <td>2 2</td> </tr> <tr> <td>3 3</td> <td>3 3</td> </tr> <tr> <td>4 4</td> <td>4 4</td> </tr> <tr> <td>5 5</td> <td>5 5</td> </tr> <tr> <td>6 6</td> <td>6 6</td> </tr> <tr> <td>7 7</td> <td>7 7</td> </tr> <tr> <td>8 8</td> <td>8 8</td> </tr> <tr> <td>9 9</td> <td>9 9</td> </tr> </table> <p>(Ask 25D) REF <input type="checkbox"/></p> <p>25D. How much does ... USUALLY earn per week at this job BEFORE deductions? Include any overtime pay, commissions, or tips usually received.</p> <table border="1"> <tr> <td>Dollars</td> <td>Cents</td> </tr> <tr> <td>0 0</td> <td>0 0</td> </tr> <tr> <td>1 1</td> <td>1 1</td> </tr> <tr> <td>2 2</td> <td>2 2</td> </tr> <tr> <td>3 3</td> <td>3 3</td> </tr> <tr> <td>4 4</td> <td>4 4</td> </tr> <tr> <td>5 5</td> <td>5 5</td> </tr> <tr> <td>6 6</td> <td>6 6</td> </tr> <tr> <td>7 7</td> <td>7 7</td> </tr> <tr> <td>8 8</td> <td>8 8</td> </tr> <tr> <td>9 9</td> <td>9 9</td> </tr> </table> <p>REF <input type="checkbox"/></p> <p>25E. On this job, is ... a member of a labor union or of an employee association similar to a union?</p> <p>Yes <input type="checkbox"/> No <input type="checkbox"/> (Skip to 26)</p> <p>No <input type="checkbox"/> (Ask 25F)</p> <p>25F. On this job, is ... covered by a union or employee association contract?</p> <p>Yes <input type="checkbox"/> No <input type="checkbox"/> (Go to 26)</p> | Dollars | Cents | 0 0 | 0 0 | 1 1 | 1 1 | 2 2 | 2 2 | 3 3 | 3 3 | 4 4 | 4 4 | 5 5 | 5 5 | 6 6 | 6 6 | 7 7 | 7 7 | 8 8 | 8 8 | 9 9 | 9 9 | Dollars | Cents | 0 0 | 0 0 | 1 1 | 1 1 | 2 2 | 2 2 | 3 3 | 3 3 | 4 4 | 4 4 | 5 5 | 5 5 | 6 6 | 6 6 | 7 7 | 7 7 | 8 8 | 8 8 | 9 9 | 9 9 |
| Dollars  | Cents  |  |  |  |  |         |       |     |     |     |     |     |     |     |     |     |     |     |     |     |     |     |     |     |     |     |     |         |       |     |     |     |     |     |     |     |     |     |     |     |     |     |     |     |     |     |     |     |     |
| 0 0  | 0 0  |  |  |  |  |         |       |     |     |     |     |     |     |     |     |     |     |     |     |     |     |     |     |     |     |     |     |         |       |     |     |     |     |     |     |     |     |     |     |     |     |     |     |     |     |     |     |     |     |
| 1 1  | 1 1  |  |  |  |  |         |       |     |     |     |     |     |     |     |     |     |     |     |     |     |     |     |     |     |     |     |     |         |       |     |     |     |     |     |     |     |     |     |     |     |     |     |     |     |     |     |     |     |     |
| 2 2  | 2 2  |  |  |  |  |         |       |     |     |     |     |     |     |     |     |     |     |     |     |     |     |     |     |     |     |     |     |         |       |     |     |     |     |     |     |     |     |     |     |     |     |     |     |     |     |     |     |     |     |
| 3 3  | 3 3  |  |  |  |  |         |       |     |     |     |     |     |     |     |     |     |     |     |     |     |     |     |     |     |     |     |     |         |       |     |     |     |     |     |     |     |     |     |     |     |     |     |     |     |     |     |     |     |     |
| 4 4  | 4 4  |  |  |  |  |         |       |     |     |     |     |     |     |     |     |     |     |     |     |     |     |     |     |     |     |     |     |         |       |     |     |     |     |     |     |     |     |     |     |     |     |     |     |     |     |     |     |     |     |
| 5 5  | 5 5  |  |  |  |  |         |       |     |     |     |     |     |     |     |     |     |     |     |     |     |     |     |     |     |     |     |     |         |       |     |     |     |     |     |     |     |     |     |     |     |     |     |     |     |     |     |     |     |     |
| 6 6  | 6 6  |  |  |  |  |         |       |     |     |     |     |     |     |     |     |     |     |     |     |     |     |     |     |     |     |     |     |         |       |     |     |     |     |     |     |     |     |     |     |     |     |     |     |     |     |     |     |     |     |
| 7 7  | 7 7  |  |  |  |  |         |       |     |     |     |     |     |     |     |     |     |     |     |     |     |     |     |     |     |     |     |     |         |       |     |     |     |     |     |     |     |     |     |     |     |     |     |     |     |     |     |     |     |     |
| 8 8  | 8 8  |  |  |  |  |         |       |     |     |     |     |     |     |     |     |     |     |     |     |     |     |     |     |     |     |     |     |         |       |     |     |     |     |     |     |     |     |     |     |     |     |     |     |     |     |     |     |     |     |
| 9 9  | 9 9  |  |  |  |  |         |       |     |     |     |     |     |     |     |     |     |     |     |     |     |     |     |     |     |     |     |     |         |       |     |     |     |     |     |     |     |     |     |     |     |     |     |     |     |     |     |     |     |     |
| Dollars  | Cents  |  |  |  |  |         |       |     |     |     |     |     |     |     |     |     |     |     |     |     |     |     |     |     |     |     |     |         |       |     |     |     |     |     |     |     |     |     |     |     |     |     |     |     |     |     |     |     |     |
| 0 0  | 0 0  |  |  |  |  |         |       |     |     |     |     |     |     |     |     |     |     |     |     |     |     |     |     |     |     |     |     |         |       |     |     |     |     |     |     |     |     |     |     |     |     |     |     |     |     |     |     |     |     |
| 1 1  | 1 1  |  |  |  |  |         |       |     |     |     |     |     |     |     |     |     |     |     |     |     |     |     |     |     |     |     |     |         |       |     |     |     |     |     |     |     |     |     |     |     |     |     |     |     |     |     |     |     |     |
| 2 2  | 2 2  |  |  |  |  |         |       |     |     |     |     |     |     |     |     |     |     |     |     |     |     |     |     |     |     |     |     |         |       |     |     |     |     |     |     |     |     |     |     |     |     |     |     |     |     |     |     |     |     |
| 3 3  | 3 3  |  |  |  |  |         |       |     |     |     |     |     |     |     |     |     |     |     |     |     |     |     |     |     |     |     |     |         |       |     |     |     |     |     |     |     |     |     |     |     |     |     |     |     |     |     |     |     |     |
| 4 4  | 4 4  |  |  |  |  |         |       |     |     |     |     |     |     |     |     |     |     |     |     |     |     |     |     |     |     |     |     |         |       |     |     |     |     |     |     |     |     |     |     |     |     |     |     |     |     |     |     |     |     |
| 5 5  | 5 5  |  |  |  |  |         |       |     |     |     |     |     |     |     |     |     |     |     |     |     |     |     |     |     |     |     |     |         |       |     |     |     |     |     |     |     |     |     |     |     |     |     |     |     |     |     |     |     |     |
| 6 6  | 6 6  |  |  |  |  |         |       |     |     |     |     |     |     |     |     |     |     |     |     |     |     |     |     |     |     |     |     |         |       |     |     |     |     |     |     |     |     |     |     |     |     |     |     |     |     |     |     |     |     |
| 7 7  | 7 7  |  |  |  |  |         |       |     |     |     |     |     |     |     |     |     |     |     |     |     |     |     |     |     |     |     |     |         |       |     |     |     |     |     |     |     |     |     |     |     |     |     |     |     |     |     |     |     |     |
| 8 8  | 8 8  |  |  |  |  |         |       |     |     |     |     |     |     |     |     |     |     |     |     |     |     |     |     |     |     |     |     |         |       |     |     |     |     |     |     |     |     |     |     |     |     |     |     |     |     |     |     |     |     |
| 9 9  | 9 9  |  |  |  |  |         |       |     |     |     |     |     |     |     |     |     |     |     |     |     |     |     |     |     |     |     |     |         |       |     |     |     |     |     |     |     |     |     |     |     |     |     |     |     |     |     |     |     |     |
| <p>23. DESCRIPTION OF JOB OR BUSINESS</p>  |  |  |  |  |  |         |       |     |     |     |     |     |     |     |     |     |     |     |     |     |     |     |     |     |     |     |     |         |       |     |     |     |     |     |     |     |     |     |     |     |     |     |     |     |     |     |     |     |     |
| <p>23A. For whom did ... work? (Name of company, business, organization or other employer.)</p> <p>23B. What kind of business or industry is this? (For example: TV and radio mfg., retail shoe store, State Labor Dept., farm.)</p> <p>23C. What kind of work was ... doing? (For example: electrical engineer, stock clerk, typist, farmer.)</p> <p>23D. What were ...'s most important activities or duties at this job? (For example: types, keeps account books, files, sells cars, operates printing press, finishes concrete.)</p>  | <p>23E. Was this person An employee of a PRIVATE Co., bus., or individual for wages, salary or comm. ... P <input type="checkbox"/></p> <p>A FEDERAL government employee ... F <input type="checkbox"/> (Go to 23F)</p> <p>A STATE government employee ... S <input type="checkbox"/></p> <p>A LOCAL government employee ... L <input type="checkbox"/></p> <p>Self-empl. in OWN bus., prof. practice, or farm</p> <p>Is the business incorporated? { Yes ... I <input type="checkbox"/> No ... SE <input type="checkbox"/> } (Skip to 26)</p> <p>Working WITHOUT PAY in fam. bus. or farm. ... WP <input type="checkbox"/></p> <p>NEVER WORKED ... NEV <input type="checkbox"/></p>   | <p>23F. INTERVIEWER CHECK ITEM</p> <p>Entry (or NA) in item 20A <input type="checkbox"/> (Go to 25 at top of page)</p> <p>Entry (or NA) in item 21B <input type="checkbox"/></p> <p>All other cases <input type="checkbox"/> (Skip to 26)</p>  |  |  |  |         |       |     |     |     |     |     |     |     |     |     |     |     |     |     |     |     |     |     |     |     |     |         |       |     |     |     |     |     |     |     |     |     |     |     |     |     |     |     |     |     |     |     |     |

CPS-1—CONTINUED

| 18A. LINE NO. | 18B. RELATIONSHIP TO REFERENCE PERSON   | 18C. PAR'S LINE NO. | 18D. AGE | 18E. MARITAL STATUS  | 18F. SPOUSE'S LINE NUMBER | 18G1. SEX | 18G2. VETERAN STATUS | 18H. HIGHEST GRADE ATTENDED | 18I. GRADE COMPLETED | 18J. RACE                     | 18K. ORIGIN |
|---------------|---|---------------------|----------|--|---------------------------|-----------|----------------------|-----------------------------|----------------------|-------------------------------|-------------|
|               | Ref. Person WITH rel. in H'hld..... 01  | 01                  |          |  |                           | Male 1    |                      |                             |                      | White..... 1                  | 0 0         |
|               | Ref. person with NO rel. in H'hld..... 02   | 02                  |          | Married—civilian spouse present                                |                           | Female 2  |                      |                             |                      | Black..... 2                  | 1 1         |
|               | Husband..... 03   | 03                  |          | Married—Armed Forces spouse present                            |                           |           | Veteran 7            |                             | Yes 1                | Amer. Indian, Aleut, Eskimo 3 | 2 2         |
| 0 0           | Wife..... 04  | 0 0                 | 0        | absent in Armed Forces   | 0 0                       |           | Vietnam Era 1        | 0 0                         | No 2                 | Asian or Pacific Isl.... 4    | 3 3         |
| 1 1           | Natural/Adopted Child..... 05   | 1 1                 | 1 1      | Married—spouse absent other reasons (Exclude separated)..... 0 | 1 1                       |           | Korean War 2         | 1 1                         |                      | Other..... 5                  | 2 2         |
| 2 2           | Step Child..... 06  | 2 2                 | 2 2      | Widowed..... 0   | 2 2                       |           | World War II 3       | 2 2                         |                      |                               | 3 3         |
| 3 3           | Grandchild..... 07  | 3 3                 | 3 3      | Divorced..... 0  | 3 3                       |           | World War I 4        | 3 3                         |                      |                               | 4 4         |
| 4 4           | Parent..... 08  | 4 4                 | 4 4      | Never married... 0   | 4 4                       |           | Other Service 5      | 4 4                         |                      |                               | 5 5         |
| 5 5           | Brother/Sister..... 09  | 5 5                 | 5 5      |  | 5 5                       |           | Nonveteran 6         | 5 5                         |                      |                               | 6 6         |
| 6 6           | Other Rel. of Ref. Person..... 10   | 6 6                 | 6 6      |  | 6 6                       |           |                      | 6 6                         |                      |                               | 7 7         |
| 7 7           | Foster Child..... 11  | 7 7                 | 7 7      |  | 7 7                       |           |                      | 7 7                         |                      |                               | 8 8         |
| 8 8           | Non-rel. of Ref. Person   | 8 8                 | 8 8      |  | 8 8                       |           |                      | 8 8                         |                      |                               | 9 9         |
| 9 9           | WITH OWN rel. in H'hld..... 12  | 9 9                 | 9 9      |  | 9 9                       |           |                      | 9 9                         |                      |                               |             |
|               | Partner/Roommate..... 13  | None                |          |  | None                      |           |                      |                             |                      |                               |             |
|               | Non-rel. of Ref. Person (other than partner/roommate) with NO OWN rel. in H'hld..... 14 | 0                   |          |  | 0                         |           |                      |                             |                      |                               |             |

**26. INTERVIEWER CHECK ITEM**  
(Transcribe from control card item 18)

This person is  
 18-24 years of age  (Ask 26A)  
 All others.....  (Skip to 26C)

**26A. (If 'School' in 19, Verify) LAST WEEK was...**  
 attending or enrolled in a high school, college, or university? (Mark "Yes" if currently on holiday or seasonal vacation. Mark "No" for summer vacation).

Yes  (Verify) 7 No  (Skip to 26C)

High School...  (Ask 26B) 2  
 College or Univ.

**26B. Is... enrolled in school as a full-time or part-time student?**

Full time  (Ask 26C)  
 Part time

**18L. SOCIAL SECURITY NUMBER**  
(Transcribe from cc item 26a)

— —

None

0 0 0 0 0 0 0 0 0 0  
 1 1 1 1 1 1 1 1 1 1  
 2 2 2 2 2 2 2 2 2 2  
 3 3 3 3 3 3 3 3 3 3  
 4 4 4 4 4 4 4 4 4 4  
 5 5 5 5 5 5 5 5 5 5  
 6 6 6 6 6 6 6 6 6 6  
 7 7 7 7 7 7 7 7 7 7  
 8 8 8 8 8 8 8 8 8 8  
 9 9 9 9 9 9 9 9 9 9

**26C. INTERVIEWER CHECK ITEM**

Who responded to the labor force items for this person?

Self  2  
 Other   
 Self/Other  7



## Current Population Reports—Households, Families, and Marital Status

### Series P-20—Population Characteristics

- No. 3 Changes in Number of Households and in Marital Status, 1940 to 1947
- No. 10 Characteristics of Single, Married, Widowed, and Divorced Persons in 1947
- No. 11 Household Composition and Characteristics in 1947, for Urban and Rural Areas and Regions
- No. 16 Households by Type, Composition, and Housing Characteristics in 1947
- No. 17 Characteristics of Families and Subfamilies in the U.S., in April 1947
- No. 21 Characteristics of Households, Families, and Individuals: April 1948
- No. 23 Marital Status, Number of Times Married, and Duration of Present Marital Status: April 1948
- No. 25 Changes in Number of Households and in Marital Status: 1940 to 1949
- No. 26 Marital Status and Household Characteristics: April 1949
- No. 31 American Households Continue Decline in Size
  
- No. 32 Children and Youth: 1950
- No. 33 Marital Status and Household Characteristics: March 1950
- No. 35 Changes in Marital Status and in Number of Households: 1890 to 1951
- No. 38 Marital Status and Household Characteristics: April 1951
- No. 41 Average Size of American Households Drops Sharply: April 1952
- No. 42 Projections of the Number of Households and Families: 1955 and 1960
- No. 44 Marital Status and Household Characteristics: April 1952
- No. 48 Households Increasing 950,000 Per Year: 1953
- No. 50 Marital Status, Year of Marriage, and Household Relationship: April 1953
- No. 53 Household and Family Characteristics: April 1953
  
- No. 55 Households and Families, by Type: 1947 to 1954
- No. 56 Marital Status and Family Status: April 1954
- No. 59 Households and Families, by Type: 1947 to 1955
- No. 62 Marital Status and Family Status: April 1955
- No. 67 Household and Family Characteristics: April 1955 and 1954
- No. 68 Households and Families, by Type: 1950 to 1956
- No. 69 Projections of the Number of Households and Families: 1960 to 1975
- No. 72 Marital Status and Family Status: March 1956
- No. 75 Household and Family Characteristics: March 1956
- No. 76 Households and Families, by Type: 1950 to 1957
- No. 81 Marital Status, Economic Status, and Family Status: March 1957
  
- No. 83 Social and Economic Characteristics of Households and Families: March 1957
- No. 86 Households and Families, by Type: 1950 to 1958
- No. 87 Marital Status and Family Status: March 1958
- No. 88 Household and Family Characteristics: March 1958
- No. 90 Illustrative Projections of the Number of Households and Families: 1960 to 1980
- No. 92 Estimates of the Number of Households in the U.S., 1900 to 1958
- No. 94 Households and Families, by Type: 1950 to 1959
- No. 96 Marital Status and Family Status: March 1959
- No. 100 Households and Family Characteristics: March 1959
- No. 103 Households and Families, by Type: 1960
  
- No. 105 Marital Status and Family Status: March 1960
- No. 106 Household and Family Characteristics: March 1960
- No. 108 Marriage, Fertility and Childspacing: August 1959
- No. 109 Households and Families, by Type: 1961
- No. 112 Family Characteristics of Persons: March 1959
- No. 114 Marital Status and Family Status: March 1961
- No. 116 Household and Family Characteristics: March 1961
- No. 119 Households and Family, by Type: 1962
- No. 122 Marital Status and Family Status: March 1962
- No. 123 Interim Revised Projections of the Number of Households and Families: 1965 to 1980
- No. 124 Households and Families, by Type: 1963
  
- No. 125 Household and Family Characteristics: 1962
- No. 130 Households and Families, by Type: 1964
- No. 135 Marital Status and Family Status: March 1964 and 1963
- No. 139 Household and Family Characteristics: March 1964 and 1963
- No. 140 Households and Families, by Type: 1965
- No. 144 Marital Status and Family Status: March 1965
- No. 152 Households and Families, by Type: 1966
- No. 153 Household and Family Characteristics: March 1965
- No. 159 Marital Status and Family Status: March 1966

## Current Population Reports—Households, Families, and Marital Status—Continued

### Series P-20—Population Characteristics—Continued

- No. 164 Household and Family Characteristics: March 1966
- No. 165 Marital and Family Characteristics of the Metropolitan Population: March 1966
- No. 166 Households and Families, by Type: 1967
- No. 170 Marital Status and Family Status: March 1967
- No. 173 Household and Family Characteristics: March 1967
- No. 176 Households and Families, by Type: 1968
- No. 187 Marital Status and Family Status: March 1968
- No. 189 Selected Characteristics of Persons and Families: March 1969
- No. 191 Household and Family Characteristics: March 1968
- No. 198 Marital Status and Family Status: March 1969
- No. 200 Household and Family Characteristics: March 1969
- No. 204 Selected Characteristics of Persons and Families: March 1970
- No. 212 Marital Status and Family Status: March 1970
  
- No. 218 Household and Family Characteristics: March 1970
- No. 223 Social and Economic Variations in Marriage, Divorce, and Remarriage: 1967
- No. 225 Marital Status and Living Arrangements: March 1971
- No. 233 Household and Family Characteristics: March 1971
- No. 237 Households and Families, by Type: March 1972
- No. 239 Marriage, Divorce, and Remarriage by Year of Birth: June 1971
- No. 242 Marital Status and Living Arrangements: March 1972
- No. 246 Household and Family Characteristics: March 1972
- No. 251 Households and Families, by Type: March 1973
- No. 255 Marital Status and Living Arrangements: March 1973
- No. 258 Household and Family Characteristics: March 1973
  
- No. 266 Households and Families, by Type: March 1974 (Advance Report)
- No. 271 Marital Status and Living Arrangements: March 1974
- No. 276 Household and Family Characteristics: March 1974
- No. 282 Households and Families, by Type: March 1975 (Advance Report)
- No. 287 Marital Status and Living Arrangements: March 1975
- No. 291 Household and Family Characteristics: March 1975
- No. 296 Households and Families, by Type: March 1976 (Advance Report)
- No. 297 Number, Timing, and Duration of Marriages and Divorces in the United States: June 1975
- No. 306 Marital Status and Living Arrangements: March 1976
- No. 311 Household and Family Characteristics: March 1976
  
- No. 312 Marriage, Divorce, Widowhood, and Remarriage by Family Characteristics: June 1975
- No. 313 Households and Families, by Type: March 1977 (Advance Report)
- No. 323 Marital Status and Living Arrangements: March 1977
- No. 326 Household and Family Characteristics: March 1977
- No. 327 Households and Families, by Type: March 1978 (Advance Report)
- No. 334 Demographic, Social, and Economic Profile of States: Spring 1976
- No. 338 Marital Status and Living Arrangements: March 1978
- No. 340 Household and Family Characteristics: March 1978
- No. 345 Households and Families, by Type: March 1979 (Advance Report)
- No. 349 Marital Status and Living Arrangements: March 1979
  
- No. 352 Household and Family Characteristics: March 1979
- No. 357 Households and Families, by Type: March 1980 (Advance Report)
- No. 365 Marital Status and Living Arrangements: March 1980
- No. 366 Household and Family Characteristics: March 1980
- No. 367 Households and Families, by Type: March 1981 (Advance Report)
- No. 371 Household and Family Characteristics: March 1981
- No. 372 Marital Status and Living Arrangements: March 1981
- No. 376 Households, Families, Marital Status, and Living Arrangements: March 1982 (Advance Report)
- No. 380 Marital Status and Living Arrangements: March 1982
- No. 381 Household and Family Characteristics: March 1982
  
- No. 382 Households, Families, Marital Status, and Living Arrangements: March 1983 (Advance Report)
- No. 388 Household and Family Characteristics: March 1983
- No. 389 Marital Status and Living Arrangements: March 1983
- No. 391 Households, Families, Marital Status, and Living Arrangements: March 1984 (Advance Report)
- No. 398 Household and Family Characteristics: March 1984
- No. 399 Marital Status and Living Arrangements: March 1984
- No. 402 Households, Families, Marital Status and Living Arrangements: March 1985 (Advance Report)

## Current Population Reports—Households, Families, and Marital Status—Continued

### Series P-20—Population Characteristics—Continued

- No. 410 Marital Status and Living Arrangements: March 1985
- No. 411 Household and Family Characteristics: March 1985
- No. 412 Households, Families, Marital Status, and Living Arrangements: March 1986 (Advance Report)
- No. 417 Households, Families, Marital Status, and Living Arrangements: March 1987 (Advance Report)
- No. 418 Marital Status and Living Arrangements: March 1986
- No. 419 Household and Family Characteristics: March 1986
- No. 423 Marital Status and Living Arrangements: March 1987
- No. 424 Household and Family Characteristics: March 1987
- No. 432 Households, Families, Marital Status and Living Arrangements: March 1988 (Advance Report)

### Series P-25—Population Estimates and Projections

- No. 356 Estimates of the Number of Households, by States: July 1, 1965
- No. 360 Projections of the Number of Households and Families: 1967 to 1985 (supersedes P-20, Nos. 90 and 123)
- No. 387 Projections of the Number of Households, by States, July 1, 1970 to 1975
- No. 388 Summary of Demographic Projections
- No. 394 Projections of the Number of Households and Families: 1967 to 1985
- No. 396 Estimates of the Number of Households, by State: July 1, 1966
- No. 425 Estimates of the Number of Households, by State: July 1, 1967
- No. 440 Estimates of the Number of Households, by State: July 1, 1968
- No. 476 Demographic Projections of the United States (Total Population by Age, and Sex; School Enrollment; Educational Attainment; Households and Families)
- No. 515 Estimates of the Number of Households, by State: July 1, 1973 and 1972
- No. 544 Estimates of the Number of Households for States: July 1, 1973 and 1974
- No. 607 Projections of the Number of Households and Families: 1975 to 1990
- No. 623 Estimates of the Number of Households for States: July 1, 1974 and 1975
- No. 710 Estimates of the Number of Households, for States: 1975 and 1976
- No. 725 Estimates of the Number of Households for States: 1976 and 1977
- No. 805 Projections of the Number of Households and Families: 1979 to 1995
- No. 807 Estimates of the Number of Households for States: 1977 and 1978
- No. 974 Estimates of Households, for States: 1981 to 1984
- No. 986 Projections of the Number of Households and Families: 1986 to 2000
- No. 998 State Population and Household Estimates to 1985, With Age and Components of Change
- No. 1010 State Population and Household Estimates, With Age, Sex, and Components of Change: 1981-86
- No. 1024 State Population and Household Estimates, With Age, Sex, and Components of Change: 1981-87

### Series P-23 Special Studies

- No. 50 Female Family Heads
- No. 77 Perspectives on American Husbands and Wives
- No. 84 Divorce, Child Custody, and Child Support
- No. 104 American Families and Living Arrangements
- No. 107 Families Maintained by Female Householders: 1970-79
- No. 156 Estimates of Households, for Counties: July 1, 1985



U.S. Department of Commerce  
BUREAU OF THE CENSUS  
Washington, D.C. 20233

FIRST-CLASS MAIL  
POSTAGE & FEES PAID  
CENSUS  
PERMIT No. G-58

**Official Business**  
Penalty for Private Use, \$300

---

