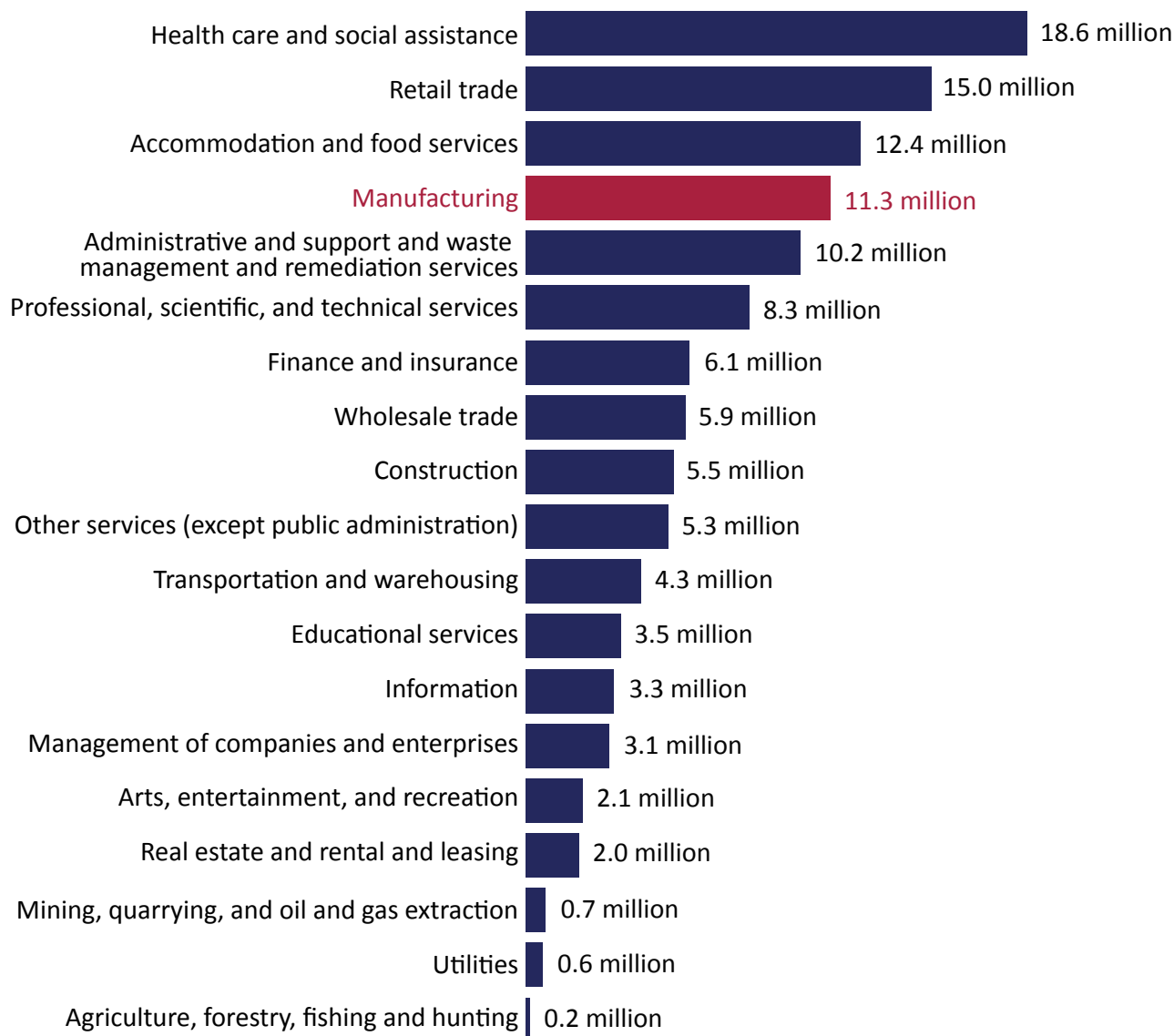


Manufacturing in America

Manufacturing plays a major role in our economy, with more than 11 million employees producing goods that we consume domestically or export abroad. In recognition of the fourth annual Manufacturing Day on October 2, 2015, the Census Bureau joins a group of public and private organizations in celebrating the importance of the manufacturing sector to the nation's economy. The nation relies on several key Census Bureau programs to track America's manufacturing industries, and the most recent year's data from some of these programs are highlighted below.

How does manufacturing compare with other industries?

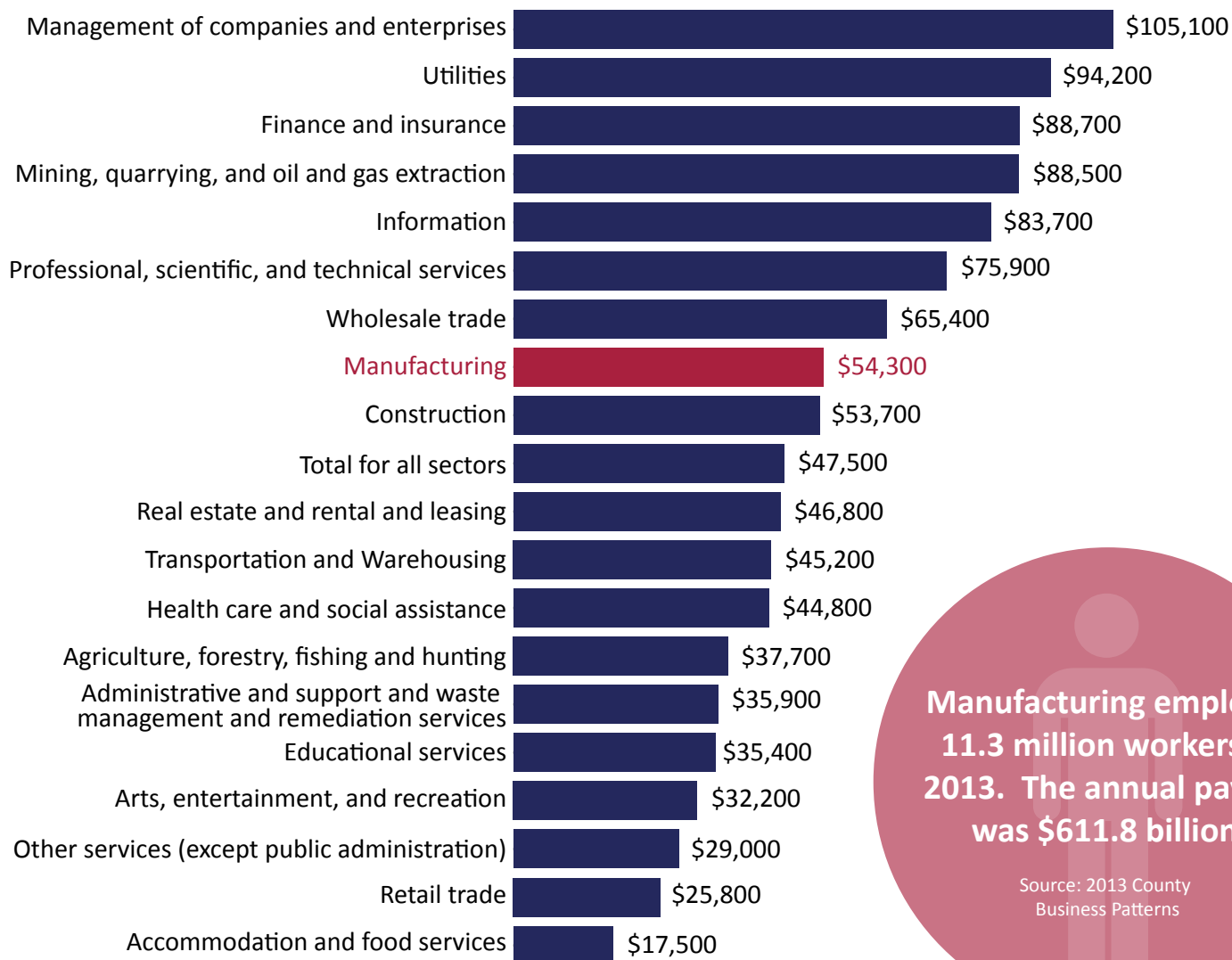
Manufacturing Is the Fourth-Largest Employer (Number of employees)



Source: 2013 County Business Patterns

How does manufacturing compare with other industries?

Average Annual Payroll per Employee by Sector



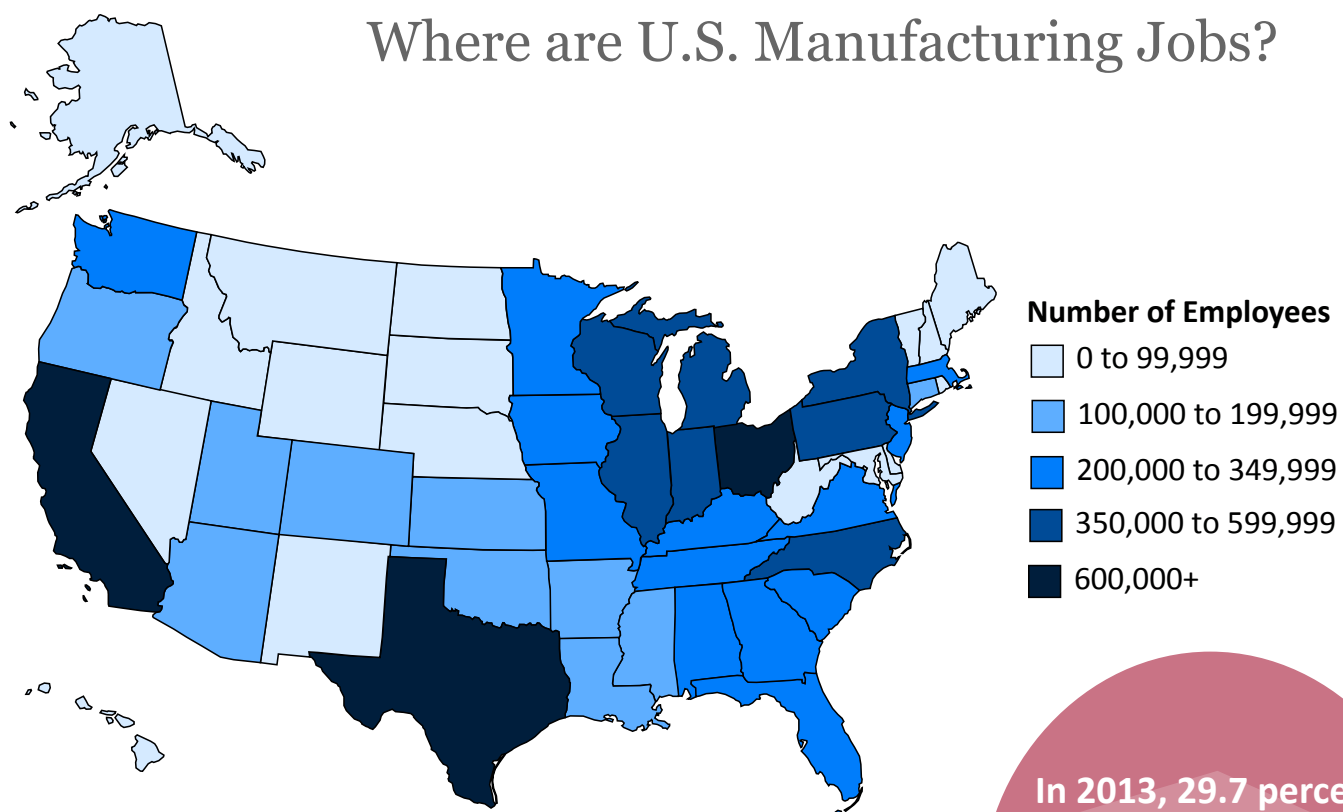
Manufacturing employed 11.3 million workers in 2013. The annual payroll was \$611.8 billion.

Source: 2013 County Business Patterns

Source: 2013 County Business Patterns

Where are the manufacturing Jobs?

Where are U.S. Manufacturing Jobs?



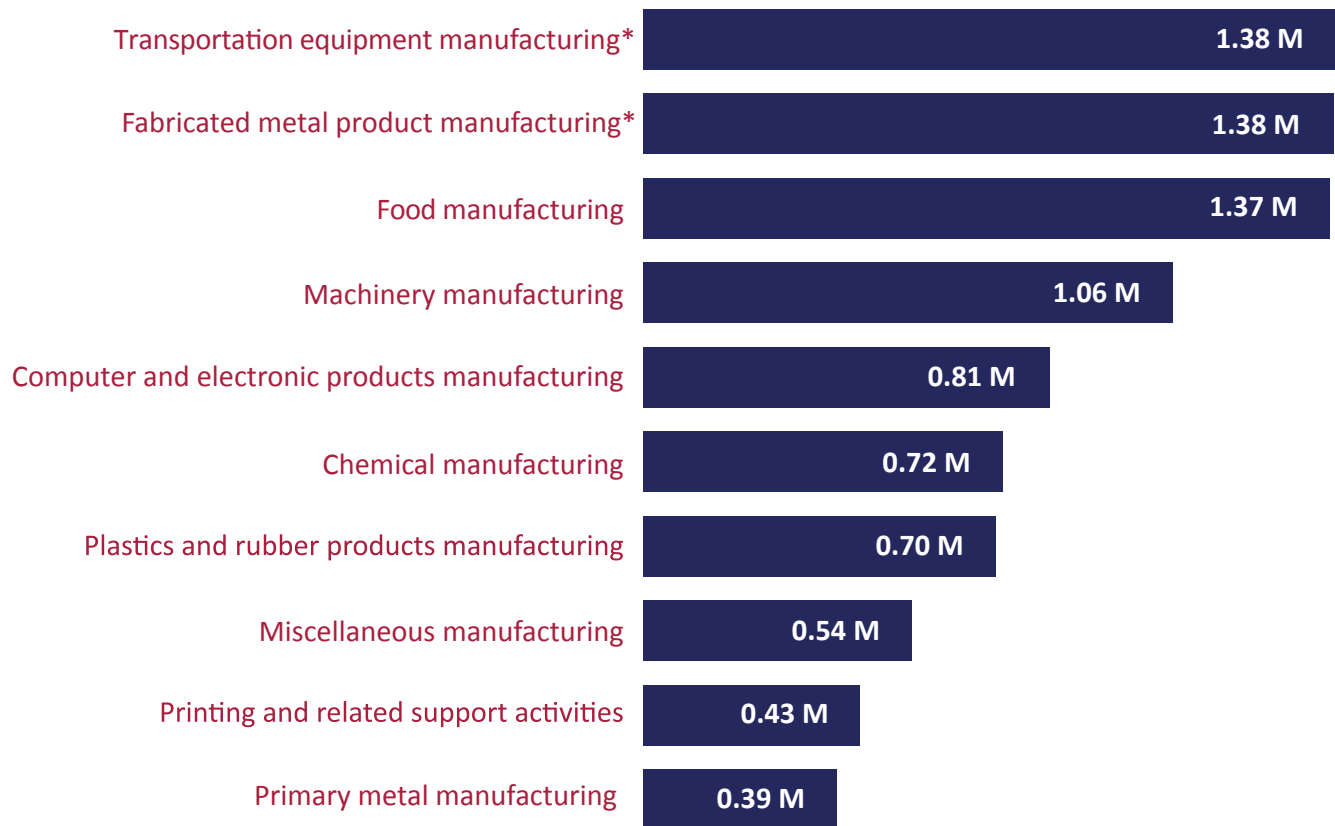
Source: U.S. Census Bureau, 2013 Annual Survey of Manufactures

**In 2013, 29.7 percent
of manufacturing
employees 25 and
older had a bachelor's
degree or higher.**

Source: 2013 Current
Population Survey

In what industries do manufacturers work?

Top 10 Industries by Number of Employees (Millions of employees)



Source: 2013 Annual Survey of Manufactures

*Estimates of number of employees for transportation equipment manufacturing and fabricated metal product manufacturing are not statistically significant at the 90 percent level.

Which manufacturing industries have the largest value of shipments?

Top 10 Industries by Value of Shipments (Billions of dollars)



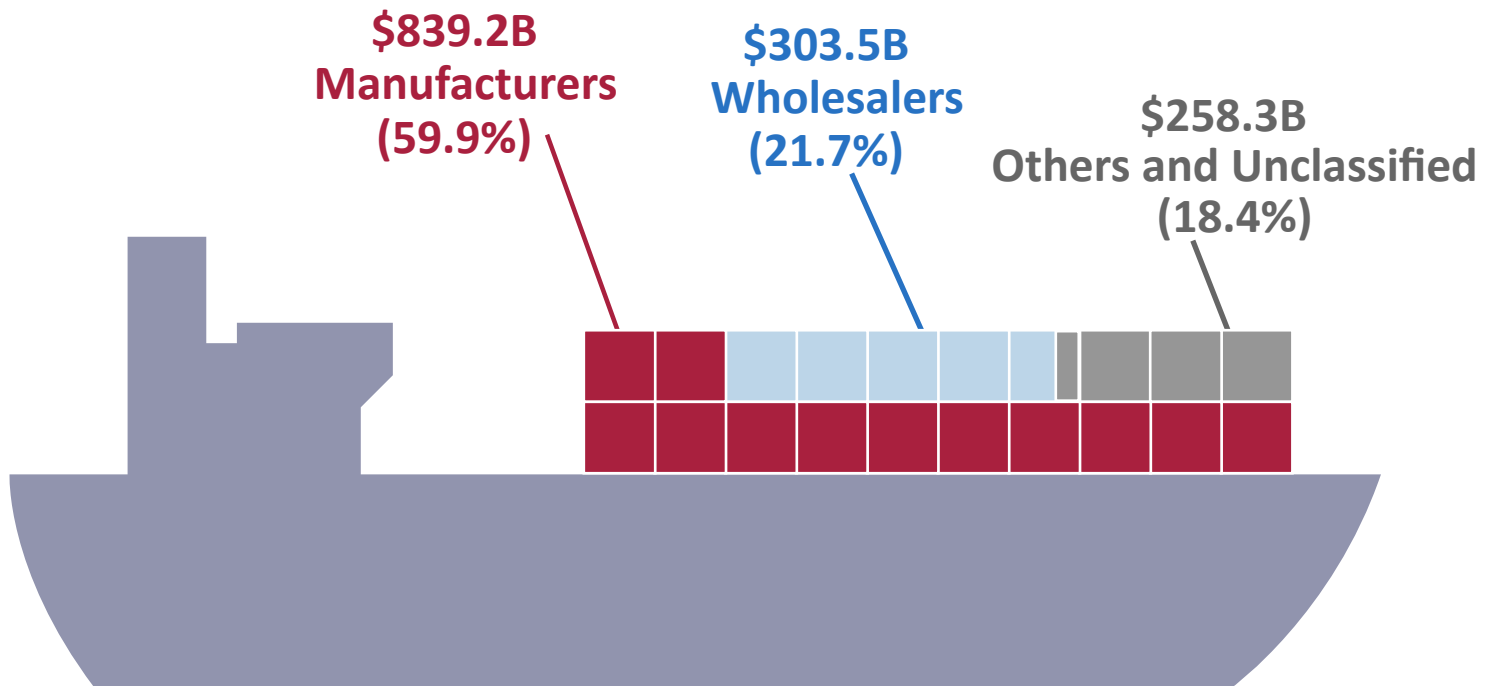
The total value
of shipments
for 2013 was
\$5.8 trillion.

Source: 2013 Annual Survey
of Manufactures

Source: 2013 Annual Survey of Manufactures

How does manufacturing contribute to exports?

In 2013, About 6 in 10 U.S. Export Dollars
Came From Manufacturers*



*Graphic shows the known value of the portion of U.S. exports that could be matched to specific companies.
Source: U.S. Census Bureau, A Profile of U.S. Importing and Exporting Companies, 2012 - 2013.

Source: U.S. Census Bureau, 2013 County Business Patterns (CBP). For more information on the data used in the CBP and accuracy of the data see <http://www.census.gov/econ/cbp/methodology.htm>.

Current Population Survey (CPS). 2013 Annual Social and Economic Supplement. For more information on the data used in the CPS and accuracy of the data see <http://www.census.gov/cps/methodology/>

2013 Annual Survey of Manufactures (ASM). For more information on the data used in the ASM and accuracy of the data see http://www.census.gov/manufacturing/asm/how_the_data_are_collected/index.html.

A Profile of U.S. Importing and Exporting Companies, 2012-2013 For more information on the data used in the Profile of U.S. Importing and Exporting Companies and accuracy of the data see <http://www.census.gov/foreign-trade/guide/sec2.html#source>.