

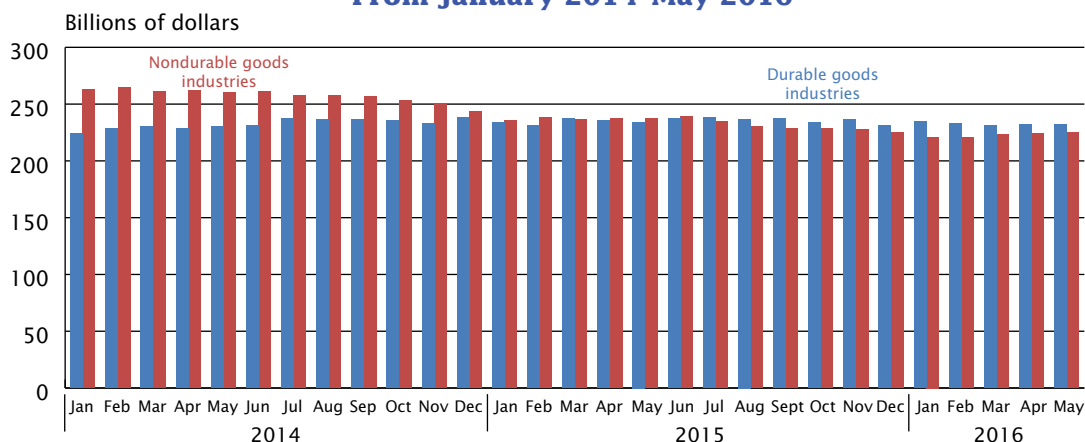
2016 Manufacturing Day

A Snapshot of Monthly Manufacturing Statistics in the United States

Released October 7, 2016

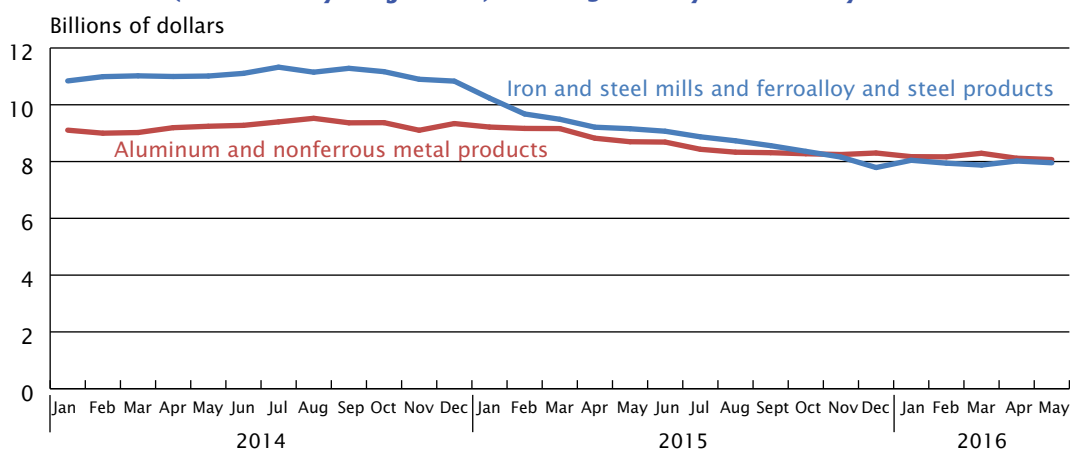
This brief is the result of the Manufacturers' Shipments, Inventories, and Orders (M3) Survey conducted by the U.S. Census Bureau. The M3 provides early broad-based monthly statistical data on current economic conditions and indications of future production commitments in the manufacturing sector. Data have been collected monthly since 1957. The data measure current and future manufacturing activity in current dollars that are both seasonally and not seasonally adjusted.

Monthly Value of Shipments (Seasonally Adjusted) From January 2014–May 2016



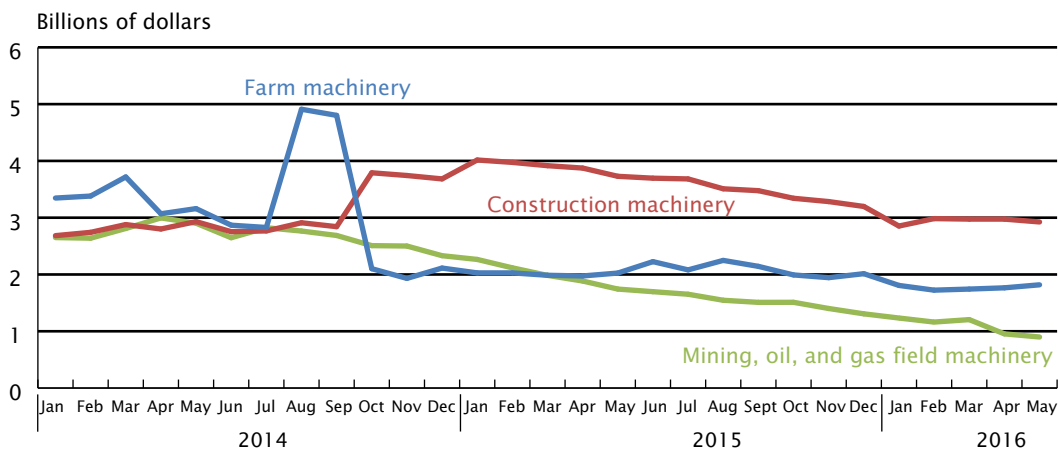
Note: Estimates displayed in the graphs are not adjusted for price changes. The Manufacturers' Shipments, Inventories, and Orders estimates are not based on a probability sample, so we can neither measure the sampling error of these estimates nor compute confidence intervals.
Source: U.S. Census Bureau, Manufacturers' Shipments, Inventories, and Orders (M3) Survey, <www.census.gov/manufacturing/m3/index.html>.

Monthly Value of Shipments for Some Primary Metals Industries (Seasonally Adjusted) From January 2014–May 2016



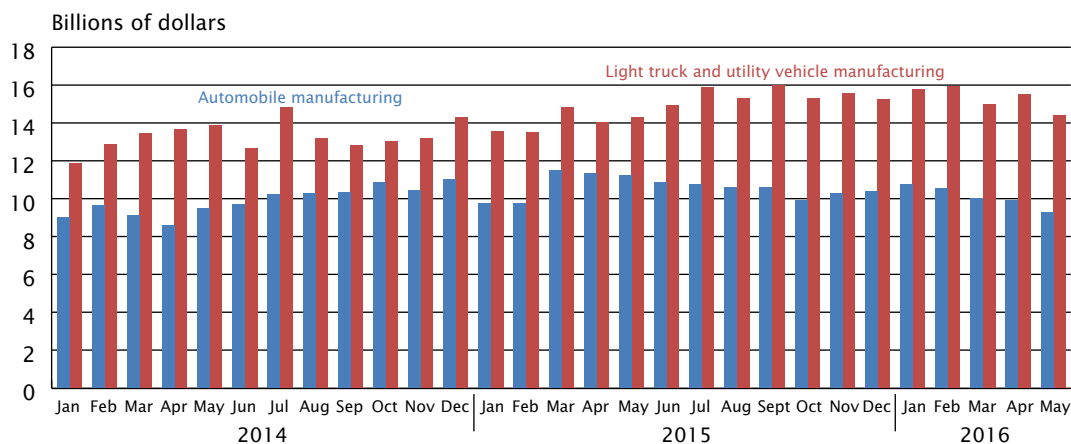
Note: Estimates displayed in the graphs are not adjusted for price changes. The Manufacturers' Shipments, Inventories, and Orders estimates are not based on a probability sample, so we can neither measure the sampling error of these estimates nor compute confidence intervals.
Source: U.S. Census Bureau, Manufacturers' Shipments, Inventories, and Orders (M3) Survey, <www.census.gov/manufacturing/m3/index.html>.

Monthly Value of Shipments for Machinery Industries (Seasonally Adjusted) From January 2014–May 2016



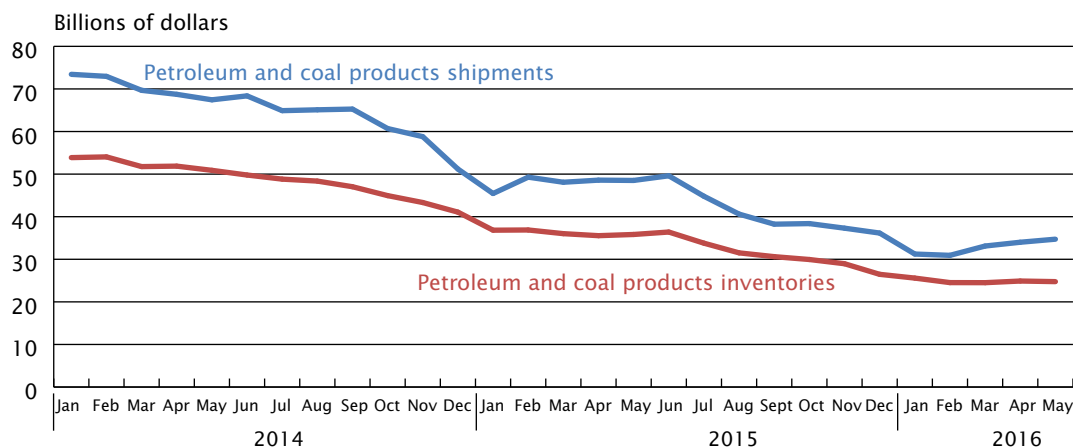
Note: Estimates displayed in the graphs are not adjusted for price changes. The Manufacturers' Shipments, Inventories, and Orders estimates are not based on a probability sample, so we can neither measure the sampling error of these estimates nor compute confidence intervals.
Source: U.S. Census Bureau, Manufacturers' Shipments, Inventories, and Orders (M3) Survey, <www.census.gov/manufacturing/m3/index.html>.

Monthly Value of Shipments for Automobiles and Light Truck and Utility Vehicle Manufacturing (Seasonally Adjusted) From January 2014–May 2016



Note: Estimates displayed in the graphs are not adjusted for price changes. The Manufacturers' Shipments, Inventories, and Orders estimates are not based on a probability sample, so we can neither measure the sampling error of these estimates nor compute confidence intervals.
Source: U.S. Census Bureau, Manufacturers' Shipments, Inventories, and Orders (M3) Survey, <www.census.gov/manufacturing/m3/index.html>.

Monthly Value of Shipments and Total Inventories for Petroleum and Coal Products (Seasonally Adjusted) From January 2014–May 2016



Note: Estimates displayed in the graphs are not adjusted for price changes. The Manufacturers' Shipments, Inventories, and Orders estimates are not based on a probability sample, so we can neither measure the sampling error of these estimates nor compute confidence intervals.

Source: U.S. Census Bureau, Manufacturers' Shipments, Inventories, and Orders (M3) Survey, <www.census.gov/manufacturing/m3/index.html>.