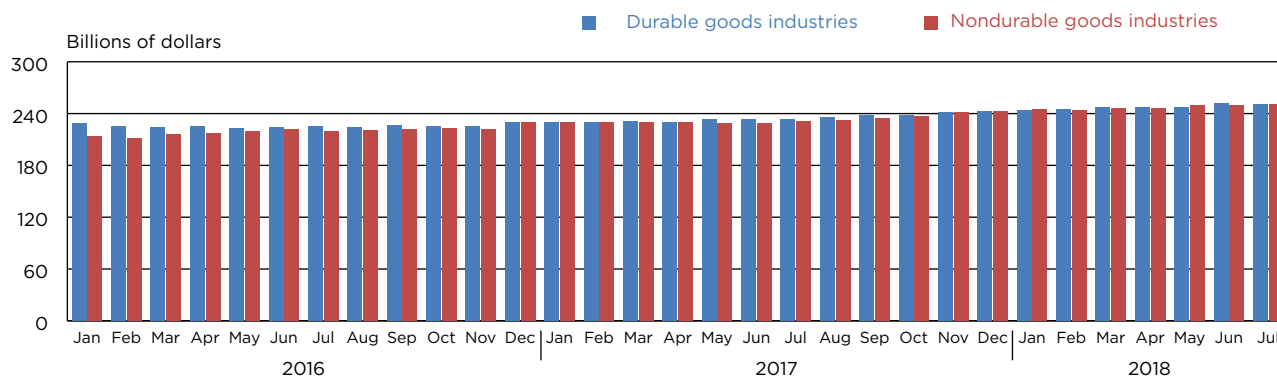


2018 Manufacturing Day

A Snapshot of Monthly Manufacturing Statistics in the United States

Released October 2, 2018

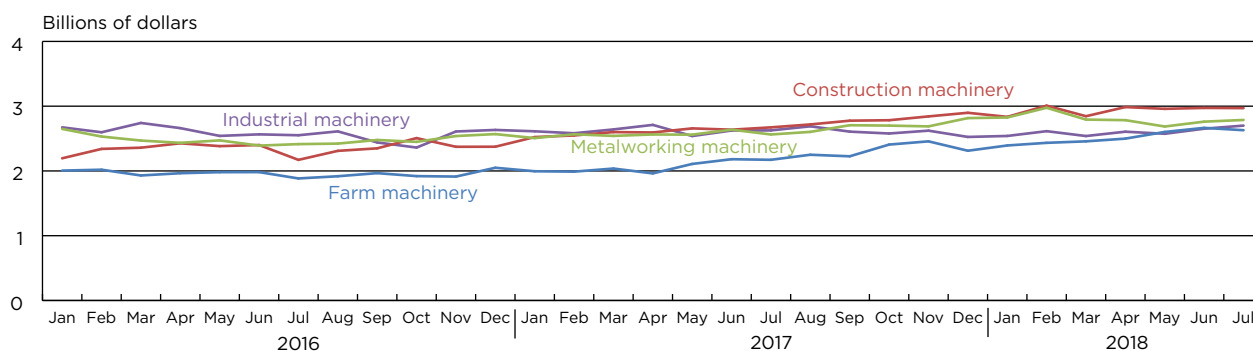
**Monthly Value of Shipments
(Seasonally Adjusted) from January 2016–July 2018**



Note: Estimates displayed in the graphs are not adjusted for price changes. The Manufacturers' Shipments, Inventories, and Orders estimates are not based on a probability sample, so we can neither measure the sampling error of these estimates nor compute confidence intervals.

Source: U.S. Census Bureau, Manufacturers' Shipments, Inventories, and Orders (M3) Survey, <www.census.gov/manufacturing/m3/index.html>.

**Monthly Value of Shipments for Some Machinery Industries
(Seasonally Adjusted) from January 2016–July 2018**

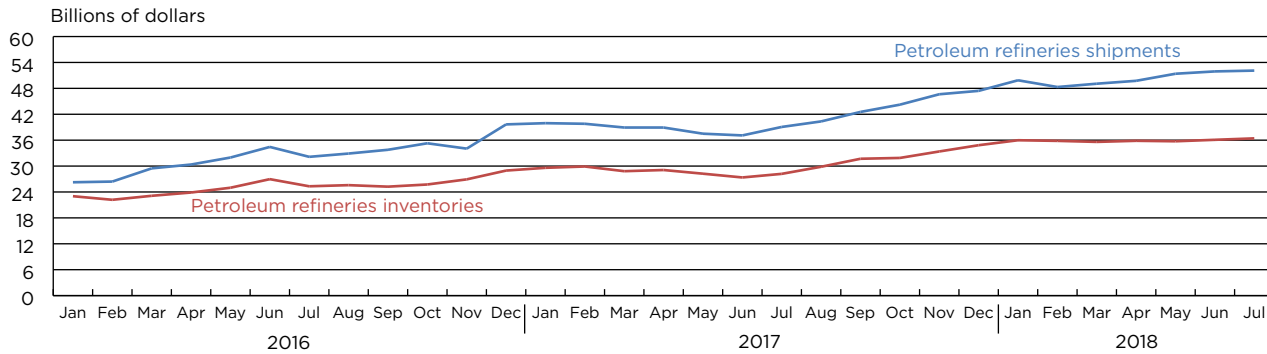


Note: Estimates displayed in the graphs are not adjusted for price changes. The Manufacturers' Shipments, Inventories, and Orders estimates are not based on a probability sample, so we can neither measure the sampling error of these estimates nor compute confidence intervals.

Source: U.S. Census Bureau, Manufacturers' Shipments, Inventories, and Orders (M3) Survey, <www.census.gov/manufacturing/m3/index.html>.

2018 Manufacturing Day

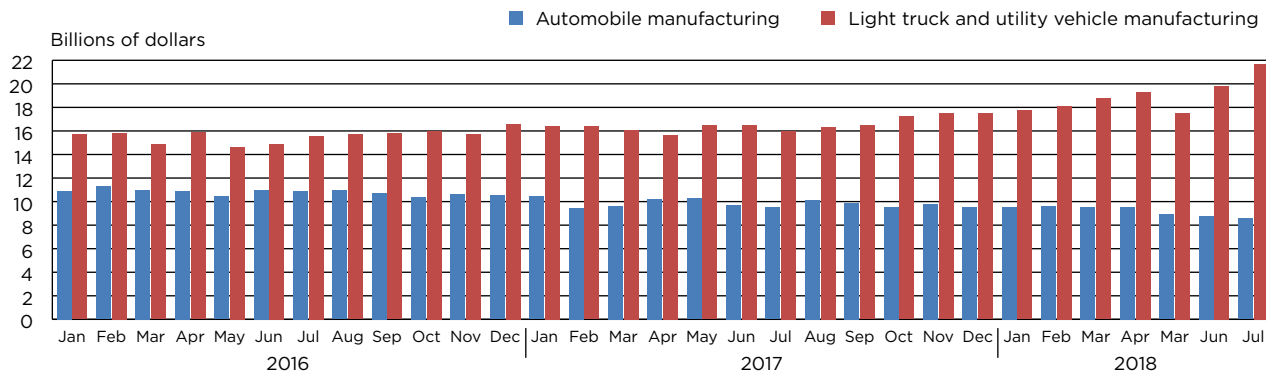
**Monthly Value of Shipments and Total Value of Inventories for Petroleum Refineries
(Seasonally Adjusted) from January 2016–July 2018**



Note: Estimates displayed in the graphs are not adjusted for price changes. The Manufacturers' Shipments, Inventories, and Orders estimates are not based on a probability sample, so we can neither measure the sampling error of these estimates nor compute confidence intervals.

Source: U.S. Census Bureau, Manufacturers' Shipments, Inventories, and Orders (M3) Survey, <www.census.gov/manufacturing/m3/index.html>.

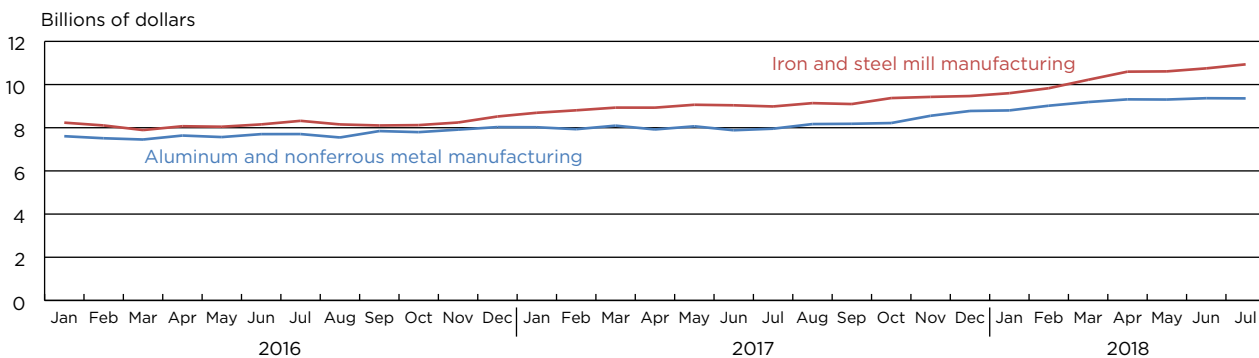
**Monthly Value of Shipments for Automobile and Light Truck and Utility Vehicle Manufacturing
(Seasonally Adjusted) from January 2016–July 2018**



Note: Estimates displayed in the graphs are not adjusted for price changes. The Manufacturers' Shipments, Inventories, and Orders estimates are not based on a probability sample, so we can neither measure the sampling error of these estimates nor compute confidence intervals.

Source: U.S. Census Bureau, Manufacturers' Shipments, Inventories, and Orders (M3) Survey, <www.census.gov/manufacturing/m3/index.html>.

**Monthly Value of Shipments for Aluminum and Nonferrous Metal and Iron and Steel Mill Manufacturing
(Seasonally Adjusted) from January 2016–July 2018**



Note: Estimates displayed in the graphs are not adjusted for price changes. The Manufacturers' Shipments, Inventories, and Orders estimates are not based on a probability sample, so we can neither measure the sampling error of these estimates nor compute confidence intervals.

Source: U.S. Census Bureau, Manufacturers' Shipments, Inventories, and Orders (M3) Survey, <www.census.gov/manufacturing/m3/index.html>.