

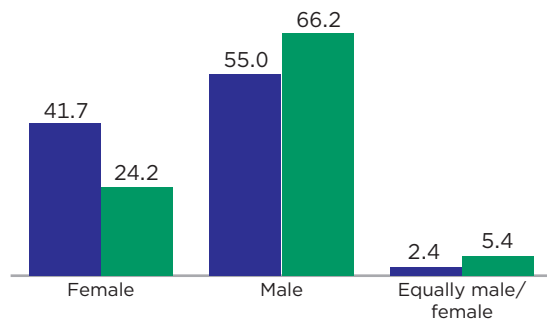
Introducing the New Annual Nonemployer Demographics Statistics (NES-D)

NES-D provides annual data on nonemployer business demographics (e.g., sex, ethnicity, race and veteran status) from existing administrative records and U.S. Census Bureau data.

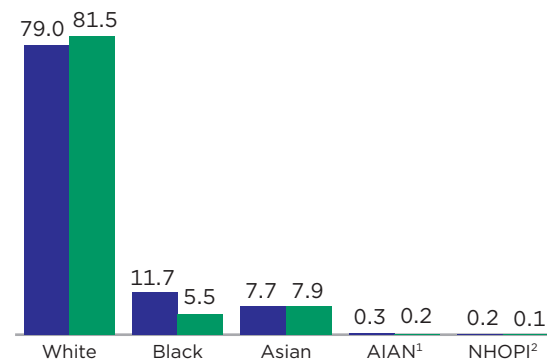
■ Percent of total nonemployer businesses

■ Percent of total nonemployer business receipts

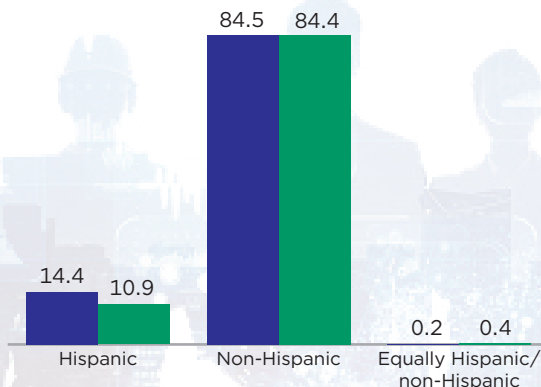
Share of nonemployer businesses and receipts by owners' sex



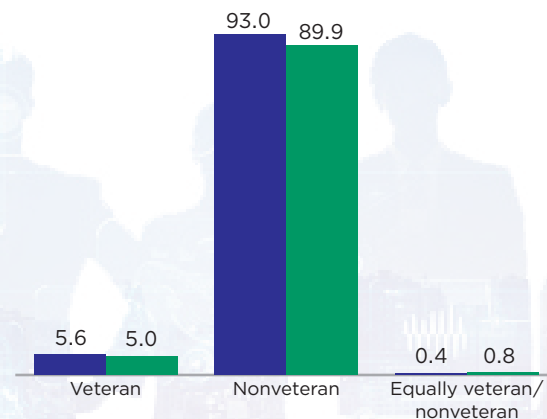
Share of nonemployer businesses and receipts by owners' race



Share of nonemployer businesses and receipts by owners' Hispanic origin



Share of nonemployer businesses and receipts by owners' veteran status



¹ American Indian and Alaska Native.

² Native Hawaiian or Other Pacific Islander.

Notes: Excludes nonemployer C-corporations, which account for approximately 2% of nonemployer businesses and 4% of receipts.

Less than 1% of nonemployer businesses are not eligible for demographic classification for reasons such as being owned exclusively by other businesses (i.e., having no person owners). These unclassifiable businesses account for about 4% of receipts.

The Census Bureau has reviewed this product for unauthorized disclosure of confidential information and has approved the disclosure avoidance practices applied. Approval ID: CBDRB-FY20-390.