




Measuring the Nation's Social and Economic Well-Being

| | | <u>2018</u> | <u>2019</u> |
|--|--|-------------|----------------------|
|  | Median household income (in 2019 inflation-adjusted dollars) | ↑ | \$64,324 \$68,703 |
|  | Percentage of people in poverty | ↓ | 11.8% 10.5% |
|  | Supplemental Poverty Measure | ↓ | 12.8% 11.7% |